



We are America's Cabinetmaker.®



EXPRESS®
PRODUCT LINE
PRICE BOOK

OUR
STREAMLINED
PRODUCT
LINE



We are America's Cabinetmaker.®

Looking for Merillat Express® sales support? These resources can help.

Merillat.com

This consumer-facing website offers many ways to inspire organizational solutions in beautiful cabinetry options, as well as drives business to our dealers. Here are some highlights:

- View inspirational designs and photos.
- Download floor plan drawings from photosets to gather design ideas.
- Visualize door styles by wood species and finish.
- Use the "Features & Accessories for Your Lifestyle" to view organizational solutions by room type.
- Engage consumers by directing them to the "Step-by-Step Kitchen Planner" to create a mood board to share with their designer.
- Educate consumers about wood characteristics, installation, Merillat Cabinetry sustainability initiatives, and dos and don'ts of cabinetry care.

MerillatBusiness.com

If you're not currently registered for MerillatBusiness.com, you could be missing important product and brand information that can assist you with your Merillat Cabinetry sales efforts. It's quick and easy, so visit the site and register today. It will enable you to:

- Check order status.
- Download or order product literature, like the product brochure, specification and price books, door/style finish codes, and 2020 Design updates. (For questions on 2020 Design, email ecatlogsupport@mascocabinetry.com.)
- Download promotional materials, such as brand campaign print ads, direct mail postcards, videos and counter cards.
- Order samples and displays, like wood chips, selection centers, and sample doors and backer cards.

Automated Orders proCAB™

proCAB™ is an online, web-based, real-time order management solution available for Merillat Cabinetry product lines. Sign up today if you don't already have an account. Benefits of proCAB™ are:

- Order Entry and Inquiry
- Import Kitchen Designs from 2020
- No Charge Shortage and Damage Ordering
- Quote Order Capabilities
- Expedite Requests
- Shipment Status Inquiry
- Product Inquiry Search
- Document Imaging to retrieve copies of acknowledgements, invoices, and shipping reports
- ACH electronic payment of your invoices
- Outstanding Invoices
- View open and paid invoices
- View check number that paid a specific invoice and payment receipts

For more information, please contact us directly at **(866) 626-1621** or proCABsupport@mascocabinetry.com

Order Confirmation and Tracking

You can monitor your order using MerillatBusiness.com or proCAB™. Simply login to review your confirmation that your order has been received and to also track its progress.

Merillat Express® Cancellation Policy

Merillat Express® cabinetry is made to order. That means we don't start building your cabinets until your order is placed. Due to our fast 5-day shipping schedule, orders are fulfilled as quickly as possible, affecting our ability to accept cancellations. To consistently maintain the quick 5-day shipping schedule, our policy is that orders cannot be canceled once placed.

Merillat Customer Care Resources

Electronic means are convenient, but sometimes you just need to talk to a person, and Merillat Customer Care consultants are here to help. Your consultant can help you:

- Order product.
- Follow up on orders or track delivery progress.
- Discuss product situations or address invoice questions.

Your Merillat® Account Manager is there to help you every step of the way. Make sure to contact them whenever you have questions, concerns or need information.

Additional assistance is available through Customer Care:
(855) 896-9803 or distribution@mascocabinetry.com
Hours M-F 8:00 am – 6:00 pm EST

For Order Placement:
Fax **(866) 998-4432** or orderentry@mascocabinetry.com

Kitchen Cabinet Manufacturers Association



All products impact the environment. For ESP program criteria, visit greencabinetsource.org.



Merillat Cabinetry carries the seal of the Kitchen Cabinet Manufacturers Association (KCMA) Certification Program, which assures that our cabinets meet or exceed the rigorous standards set by the American National Standards Institute (ANSI). Our cabinets are also independently tested to ANSI/KCMA A161.1-2000 and paragraph 611-1.1, "HUD Minimum Property Standards-Housing 4910.1" 9-8-86.

Merillat Cabinetry demonstrates its commitment to environmental sustainability through meeting or exceeding the requirements as outlined in the Environmental Stewardship Program certification, administered by the KCMA.

All Merillat Cabinetry facilities have also obtained ISO 14001 certificate of approval, demonstrating our commitment to reducing the impact of operations on the environment.

Construction and assembly methods may vary from what is shown in samples and imagery, but do not affect KCMA certification or performance standards of products.



We are America's Cabinetmaker.®

Express™ Product Line

Pricing


By Door Style		
Column	Door Style	Code
3	Arbor Falls Express Thermofoil Square	AB5.TH.S
1	Marlin Express Hardwood Square	MR5.HW.S
5	Portrait Express Maple Square	PR5.MP.S
3	Ralston Express Maple Square	RA5.MP.S
5	Seneca Ridge Express Maple Square	SN5.MP.S
4	Seneca Ridge Express Red Oak Square	SN5.RO.S
2	Spring Valley Express Maple Square	SV5.MP.S
1	Spring Valley Express Red Oak Square	SV5.RO.S

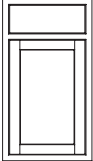
By Price Book Column		
Column	Door Style	Code
1	Marlin Express Hardwood Square	MR5.HW.S
	Spring Valley Express Red Oak Square	SV5.RO.S
2	Spring Valley Express Maple Square	SV5.MP.S
3	Arbor Falls Express Thermofoil Square	AB5.TH.S
	Ralston Express Maple Square	RA5.MP.S
4	Seneca Ridge Express Red Oak Square	SN5.RO.S
5	Portrait Express Maple Square	PR5.MP.S
	Seneca Ridge Express Maple Square	SN5.MP.S


Table of Contents


Merillat Express® Price Book

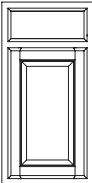
Door Styles	A1-A2	Office Cabinets	H1-H2
Finishes	B1-B2	Office Cabinets	H1
Construction Options	C1-C2	Office Accessories	H2
Wall Cabinets	D1-D8	Panels-Shelving-Trays	I1-I4
Wall Cabinets	D1-D3	Panels	I1
Wall Corner Cabinets	D4	Shelving	I2
Wall Open Cabinets	D5	Trays	I3-I4
Wall Appliance Cabinets	D6	Decorative Enhancements	J1-J8
Wall Accessories	D7-D8	Supports & Valances	J1
Base Cabinets	E1-E10	Moldings	J2-J4
Base Cabinets	E1-E2	Decorative Hardware Knobs	J5-6
Base Sink Cabinets	E3-E5	Decorative Hardware Pulls	J7-j8
Base Corner Cabinets	E6-E7	Replacement Parts	K1-K14
Base Accessories	E8-10	Hardware	K1-k3
Tall Cabinets	F1-F6	Touch Up Materials	K4
Tall Cabinets	F1-F2	Sales Doors	K5-K6
Tall Appliacne Cabinets	F3	How to Use This Section	K7
Tall Accessories	F4-F6	Doors and Drawer Fronts	K8-K10
Vanity Cabinets	G1-G8	Accessory Non-Drilled Doors	K11-K12
Vanity Cabinets	G1-G6	Index	L1-L2
Vanity Accessories	G7-G8		


Arbor Falls Express 	AB5.TH.S.S Thermofoil Square Price Column 3

Marlin Express 	MR5.HW.S.S Hardwood Square Price Column 1

Portrait Express 	PR5.MP.S.S Maple Square Price Column 5

Ralston Express 	RA5.MP.S.S Maple Square Price Column 3

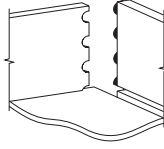
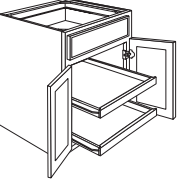
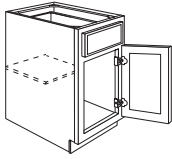
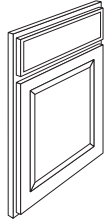
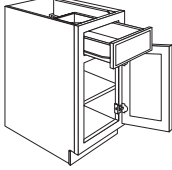
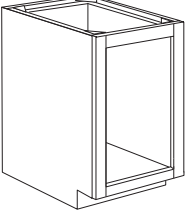
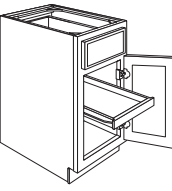
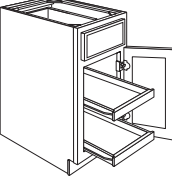
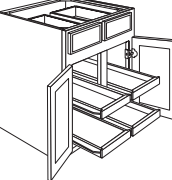
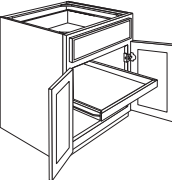
Seneca Ridge Express 	SN5.MP.S.S Maple Square Price Column 5
	SN5.RO.S.S Red Oak Square Price Column 4

Spring Valley Express 	SV5.MP.S.S Maple Square Price Column 2
	SV5.RO.S.S Red Oak Square Price Column 1

Notes

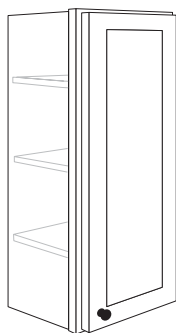
ITEM	MODEL	Price	ITEM	MODEL	Price
Thermofoil Finishes	White (WHNON)	N/C	Painted Finishes	Chiffon (CHNON)	15%
Stain Finishes	Amaretto (ARNON)	N/C		Available on select Maple door styles	
	Available on select Red Oak door styles			Cotton (CTNON)	15%
	Kona (KONON)	N/C		Available on select Hardwood and Maple door styles	
	Available on select Hardwood and Maple door styles		Paint w/Accent Glaze Finishes	Chiffon w/Desert Accent (CHDSA)	15%
	Pecan (PCNON)	N/C		Available on select Maple door styles	
	Available on select Hardwood and Red Oak door styles			Chiffon w/Tuscan Accent (CHTNA)	15%
	Available on select Hardwood and Red Oak door styles			Available on select Maple door styles	
Sable (SBNON)	N/C		Cotton w/Tuscan Accent (CTTNA)	15%	
Available on select Maple door styles			Available on select Maple door styles		
Sedona (SDNON)	N/C		Paint w/Glaze Finishes	Chiffon w/Desert Glaze (CHDSZ)	20%
Available on select Maple door styles				Available on select Maple door styles	
Toffee (TFNON)	N/C			Chiffon w/Tuscan Glaze (CHTNZ)	20%
Available on select Maple door styles				Available on select Maple door styles	
Stain w/Accent Glaze Finishes	Sable w/Ebony Accent (SBEBZA)	15%		Cotton w/Tuscan Glaze (CTTNZ)	20%
	Available on select Maple door styles			Available on select Maple door styles	
	Sedona w/Ebony Accent (SDEBA)	15%			
Available on select Maple door styles					
Toffee w/Java Accent (TFJVA)	15%				
Available on select Maple door styles					
Stain w/Glaze Finishes	Sable w/Ebony Glaze (SBEBZ)	20%			
	Available on select Maple door styles				
	Toffee w/Java Glaze (TFJVZ)	20%			
	Available on select Maple door styles				

Notes

ITEM	MODEL	Price	ITEM	MODEL	Price	ITEM	MODEL	Price
Standard Construction 	SST	N/C	2 Standard Full-Width Trays 	2FT	150			
	SDT	\$60						
Half Depth Shelf 	HDS	N/C	Cabinet Front Only 	CFO	-20%			
Full Depth Shelf 	FDS	25	Case Only Option 	CSO	-20%			
1 Standard Tray 	1ST	50						
2 Standard Trays 	2ST	100						
4 Standard Trays 	4ST	200						
1 Standard Full-Width Tray 	1FT	75						

Notes

Wall Single Door

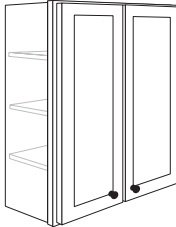
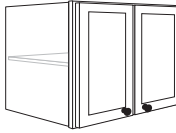
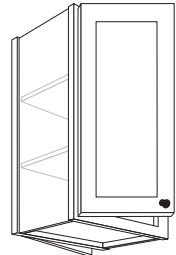
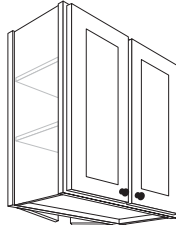


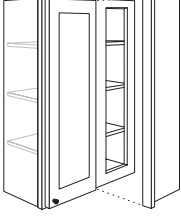
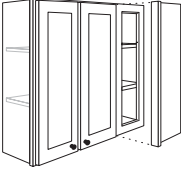
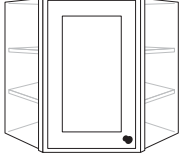

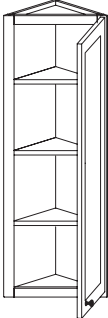
Model	1	2	3	4	5
Specify R or L 18" High					
W2418	197	209	240	248	274
23 1/2" High					
W1824	208	221	253	262	289
W2124	227	240	276	286	315
W2424	247	262	301	311	344
30" High					
W930	178	189	217	224	248
W1230	194	206	236	245	270
W1530	211	224	257	267	294
W1830	230	245	281	291	321
W2130	251	267	306	317	350
W2430	274	291	333	345	381
36" High					
W936	203	215	247	256	282
W1236	221	234	269	279	307
W1536	241	256	293	304	335
W1836	263	279	320	331	365
W2136	286	304	348	361	398
W2436	312	331	380	393	434
42" High					
W942	228	241	277	287	317
W1242	248	263	302	313	345
W1542	270	287	329	341	376
W1842	295	313	359	372	410
W2142	321	341	391	405	447
W2442	350	371	426	441	487

Wall Double Door

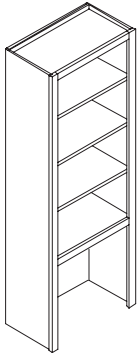
Model	1	2	3	4	5
12" High					
W3012B	213	226	259	269	297
W3612B	235	249	286	296	327
W3912	235	249	286	296	327
15" High					
W3015B	229	243	279	289	318
W3315B	240	255	293	303	334
W3615B	252	268	307	318	351
18" High					
W3018B	247	262	300	311	343
W3318B	259	275	315	327	360
W3618B	272	289	331	343	378
W3918	272	289	331	343	378
20 1/2" High					
W3021B	273	290	332	344	380
W3621B	301	319	366	380	419
23 1/2" High					
W2424B	268	284	326	337	372
W3024B	295	313	359	372	411
W3324B	324	344	395	409	451
W3624B	325	345	396	410	453
W3924	325	345	396	410	453
W4224	342	362	416	431	475
27" High					
W3027B	312	331	380	393	434
W3627B	344	365	419	434	478
30" High					
W2430B	298	316	363	376	415
W2730B	313	332	381	395	435
W3030B	329	349	400	414	457
W3330B	345	366	420	435	480
W3630B	362	384	441	457	504
W3930	362	384	441	457	504
W4230	380	404	463	480	529
W4530	399	424	486	504	556
W4830	419	445	511	529	584
36" High					
W2436B	345	366	420	435	480
W2736B	362	384	441	456	504
W3036B	380	403	463	479	529
W3336B	399	423	486	503	555
W3636B	419	445	510	528	583
W3936	419	445	510	528	583
W4236	440	467	536	555	612



	Model	1	2	3	4	5
Wall Double Door Continued 	42" High					
	W2442B	393	417	479	496	547
	W2742B	413	438	503	521	575
	W3042B	434	460	528	547	603
	W3342B	455	483	554	574	634
	W3642B	478	507	582	603	665
	W3942	478	507	582	603	665
	W4242	502	533	611	633	698
Wall Refrigerator 	12" High					
	WR3012B	242	256	294	305	336
	WR3612B	235	249	286	296	327
	WR3912	268	284	326	338	373
	15" High					
	WR3315B	240	255	293	303	334
	WR3615B	252	268	307	318	351
	18" High					
	WR3018B	280	297	340	353	389
	WR3318B	259	275	315	327	360
	WR3618B	272	289	331	343	378
	WR3918	310	329	378	391	431
	23 1/2" High					
	WR3624B	325	345	396	410	453
	WR3924	371	393	451	468	516
Peninsula Wall Single Door 	30" High					
	PW1830	346	367	421	436	481
	PW2130	377	400	459	475	524
	PW2430	411	436	500	518	572
Peninsula Wall Double Door 	18" High					
	PW3018B	382	406	466	482	532
	PW3618B	402	426	489	506	559
	23 1/2" High					
	PW3024B	457	485	557	577	636
	PW3624B	480	509	585	605	668
	30" High					
	PW2430B	440	467	536	555	612
	PW3030B	509	540	620	642	709
	PW3630B	535	567	651	674	744


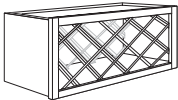
	Model	1	2	3	4	5
Wall Blind Corner Single Door 	Specify BR or BL 30" High					
	WBC30/3330 BR or BL	281	298	342	354	391
	WBC36/3930 BR or BL	339	359	412	427	471
	36" High					
	WBC30/3336 BR or BL	325	345	395	409	452
	42" High					
	WBC30/3342 BR or BL	375	398	457	473	522
Wall Blind Corner Double Door 	Specify BR or BL					
	WBC48/5130 BR or BL	429	455	522	541	597
Wall Angle Single Door 	Specify R or L 30" High					
	WA2430	350	371	426	441	487
	WA2730	376	399	458	474	523
	36" High					
	WA2436	403	428	491	508	561
	WA2736	433	460	527	546	603
	42" High					
	WA2442	456	484	555	575	634
WA2742	490	520	597	618	682	
Peninsula Wall Angle 	Specify R or L					
	PWA2430	564	599	687	712	785
Wall Corner Angle 	Specify R or L 30" High					
	WCA1230	320	339	390	403	445
	36" High					
	WCA1236	368	390	448	464	512
	42" High					
WCA1242	415	440	505	523	577	

Bookcase Cabinets



Model	Carton Quantity	Hardwood	Maple	Red Oak	Thermofoil
30" High					
BK1530	1	255	286	255	286
BK1830	1	274	307	274	307
BK2130	1	295	330	295	330
BK2430	1	317	355	317	355
36" High					
BK1536	1	292	327	292	327
BK1836	1	314	352	314	352
BK2136	1	337	378	337	378
BK2436	1	363	406	363	406
42" High					
BK1542	1	330	370	330	370
BK1842	1	355	397	355	397
BK2142	1	381	427	381	427
BK2442	1	410	459	410	459

Wall Lattice

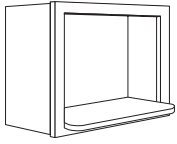


15" High					
WL3015	1	392	439	392	439
30" High					
WL1530	1	373	418	373	418

Model

Carton Quantity
Hardwood
Maple
Red Oak
Thermofoil

Wall Microwave Shelf

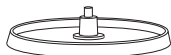


Model	Carton Quantity	Hardwood	Maple	Red Oak	Thermofol
WMS271812	1	298	334	298	334
WMS301812	1	314	352	314	352

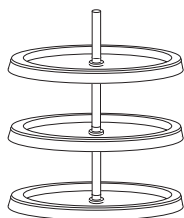
Model	Carton Quantity	Hardwood	Maple	Red Oak	Thermofol
-------	-----------------	----------	-------	---------	-----------

	Model	Carton Quantity	Hardwood	Maple	Red Oak	Thermofol
--	-------	-----------------	----------	-------	---------	-----------

Lazy Susan Revolving Shelf Kit (One Shelf)	LS1	1	81	81	81	81
---	------------	---	----	----	----	----



Lazy Susan Revolving Shelf Kit (Three Shelves)	LS3	1	164	164	164	164
---	------------	---	-----	-----	-----	-----



Wall Filler	1" Wide					
--------------------	---------	--	--	--	--	--

WF1-30	1	14	16	14	16
---------------	---	----	----	----	----

3" Wide					
---------	--	--	--	--	--

WF3-30	1	32	36	32	36
---------------	---	----	----	----	----

WF3-30-4	4	122	136	122	136
-----------------	---	-----	-----	-----	-----

WF3-36	1	36	40	36	40
---------------	---	----	----	----	----

WF3-42	1	40	45	40	45
---------------	---	----	----	----	----

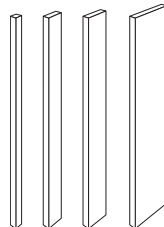
WF3-42-4	4	152	170	152	170
-----------------	---	-----	-----	-----	-----

6" Wide					
---------	--	--	--	--	--

WF6-30	1	57	64	57	64
---------------	---	----	----	----	----

WF6-36	1	60	67	60	67
---------------	---	----	----	----	----

WF6-42	1	78	87	78	87
---------------	---	----	----	----	----

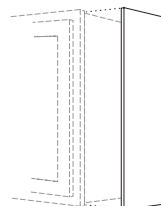


Wall Filler Corner	WFC3-30	1	75	84	75	84
---------------------------	----------------	---	----	----	----	----

WFC3-42	1	116	129	116	129
----------------	---	-----	-----	-----	-----



Wall End Panel



	Model	Carton Quantity	Hardwood	Maple	Red Oak	Thermofol
--	-------	-----------------	----------	-------	---------	-----------

	11 1/4" Wide					
--	--------------	--	--	--	--	--

WEP30	1	46	52	46	23
--------------	---	----	----	----	----

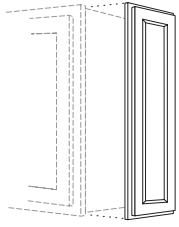
WEP42	1	59	66	59	30
--------------	---	----	----	----	----

14 1/4" Wide					
--------------	--	--	--	--	--

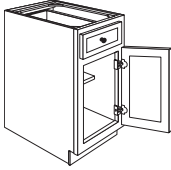
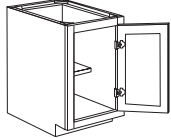
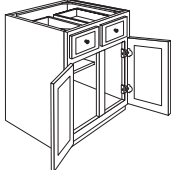
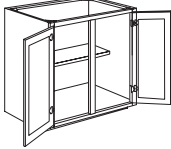
WEP1530	1	49	55	49	25
----------------	---	----	----	----	----

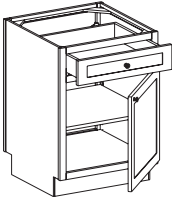
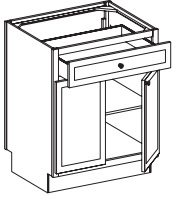


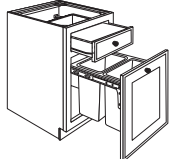
WEP1542	1	64	72	64	32
----------------	---	----	----	----	----

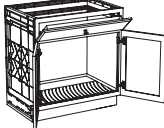
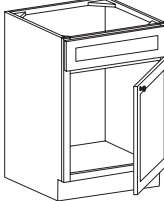
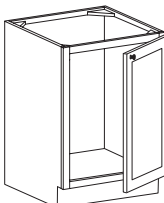
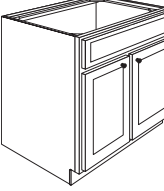
Matching Wall End Panel

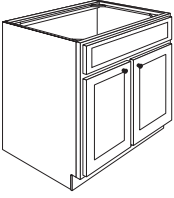
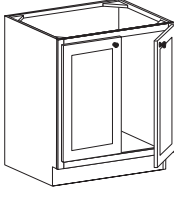
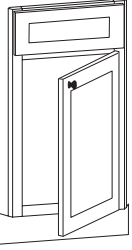
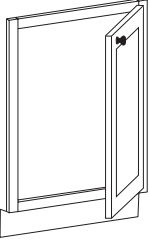
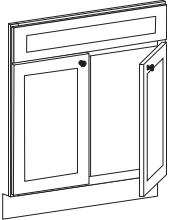


Model	1	2	3	4	5
11 1/4" Wide					
MWEP1230	115	122	140	145	160
MWEP1236	121	128	147	152	168
MWEP1242	130	138	158	164	181


	Model	1	2	3	4	5	
Base Single Door 	Specify R or L						
	B12	262	278	319	330	365	
	B15	282	299	343	355	392	
	B18	303	321	369	382	421	
	B21	325	345	396	410	453	
	B24	350	371	426	441	487	
Base Single Door Full-Height 	12" Deep Specify R or L						
	B1212FH	227	241	276	286	316	
	B1512FH	244	259	297	308	340	
	B1812FH	262	278	319	331	365	
	B2112FH	282	299	343	356	392	
	B2412FH	303	322	369	382	422	
	24" Deep						
	B9FH	222	235	270	280	309	
	B12FH	238	253	290	301	332	
	B15FH	256	272	312	323	357	
	B18FH	276	292	335	347	383	
	B21FH	296	314	361	373	412	
	B24FH	318	338	388	401	443	
	Base Double Door 	One Drawer					
		B24B	410	434	499	516	570
B27B		430	456	523	542	598	
B30B		452	479	550	569	628	
B33B		474	503	577	598	660	
B36B		498	528	606	628	693	
B39		498	528	606	628	693	
Two Drawers							
B42		523	554	636	659	727	
B45		549	582	668	692	764	
B48		576	611	702	727	802	
Base Double Door Full-Height 	12" Deep						
	B2412BFH	355	377	432	448	494	
	B2712BFH	373	396	454	470	519	
	B3012BFH	392	416	477	494	545	
	24" Deep						
	B24BFH	374	397	456	472	521	
	B27BFH	393	417	479	496	547	
	B30BFH	413	438	503	520	574	
	B33BFH	433	460	528	547	603	
	B36BFH	455	483	554	574	633	
	B39FH	453	481	551	571	630	
	B42FH	476	505	579	600	662	
	B45FH	499	530	608	630	695	
	B48FH	524	556	638	661	730	

	Model	1	2	3	4	5	
Peninsula Base Single Door 	PB18	454	482	553	573	632	
	PB21	488	518	594	616	679	
	PB24	525	557	639	662	730	
Peninsula Base Butt Door 	PB24B	605	641	736	762	841	
	PB27B	635	673	773	800	883	
	PB30B	700	742	852	882	974	
	PB36B	735	780	895	927	1022	
Base Three Drawer 	3/4 Extension Drawer						
	BD12-3D	368	390	448	464	512	
	BD15-3D	396	420	482	499	550	
	BD18-3D	425	451	518	536	592	
	BD21-3D	457	485	557	576	636	
	BD24-3D	491	521	598	620	684	
	BD27-3D	521	553	634	657	725	
	Full Extension Drawer						
	BD30-3D	584	619	710	736	812	
	BD33-3D	654	693	796	824	909	
	BD36-3D	732	777	891	923	1018	
	Base Four Drawer 	BD12-4D	394	418	480	497	548
		BD15-4D	424	449	516	534	589
BD18-4D		455	483	554	574	633	
BD21-4D		489	519	596	617	681	
BD24-4D		526	558	641	663	732	
Base Wastebasket Top Mount 	BWBT15	593	629	722	748	825	
	BWBT18	652	692	794	822	908	


	Model	1	2	3	4	5
CoreGuard® Sink Base 	Without Utility Tray					
	SB30B-CG	592	628	721	746	824
	SB33B-CG	604	641	735	761	840
	SB36B-CG	616	653	750	777	857
	With Utility Tray					
	SB30BUT-CG	629	667	766	793	875
	SB33BUT-CG	642	681	781	809	893
	SB36BUT-CG	654	694	797	825	910
Sink Base Single Door 	Specify R or L					
	SB12	230	244	280	290	320
	SB15	247	262	301	312	344
	SB18	266	282	324	335	370
	SB21	286	303	348	360	398
	SB24	307	326	374	387	427
	With Utility Tray					
	SB24UT	332	352	404	419	462
Sink Base Single Door Full-Height 	Specify R or L					
	SB24FH	280	297	340	352	389
Sink Base Double Door 	24" Deep					
	SB24B	352	374	429	444	490
	SB27B	370	393	450	467	515
	SB30B	408	433	497	514	568
	SB33B	408	433	497	514	568
	SB36B	428	454	521	540	596
	SB39	428	454	521	540	596
	SB42	450	477	548	567	626
	SB48	496	526	604	625	690
	27" Deep					
	SB2727B	386	410	470	487	537
	SB3027B	426	451	518	537	592
	SB3327B	426	451	518	537	592
	SB3627B	447	474	544	563	622
	SB4227	469	498	571	592	653
	24" Deep With Utility Tray					
	SB24BUT	359	381	437	453	500
	SB27BUT	406	431	494	512	565
	SB30BUT	426	452	519	538	593
	SB33BUT	448	475	545	564	623
	SB36BUT	470	499	572	593	654
SB39UT	470	499	572	593	654	
SB42UT	493	524	601	622	687	
SB48UT	544	577	662	686	757	

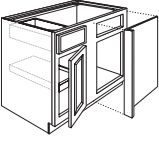
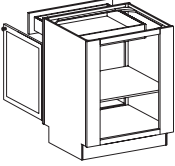
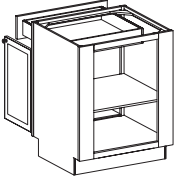
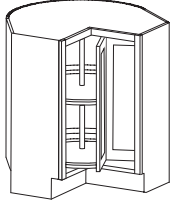
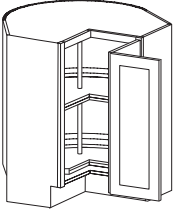
	Model	1	2	3	4	5
Sink Base Double Door Continued 	27" Deep With Utility Tray					
	SB2727BUT	421	447	513	531	586
	SB3027BUT	464	492	565	585	646
	SB3327BUT	464	492	565	585	646
	SB3627BUT	487	517	593	615	678
	SB4227UT	512	543	623	645	712
Sink Base Double Door Full-Height 	SB24BFH	322	342	392	406	448
	SB27BFH	338	359	412	427	471
	SB30BFH	373	396	454	470	519
	SB36BFH	392	415	477	494	545
Sink Front Single Door 	Specify R or L					
	SF24	222	235	270	280	309
Sink Front Single Door Full-Height 	SF24FH	227	241	277	286	316
Sink Front Double Door 	SF24B	287	305	350	362	400
	SF30B	323	343	394	408	450
	SF36B	336	357	409	424	468

	Model	1	2	3	4	5
Sink Front Double Door Full-Height	SF24BFH	263	279	320	331	366
	SF30BFH	296	314	360	373	411
	SF36BFH	307	326	374	388	428

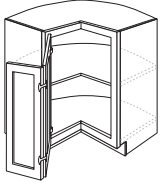


Sink Base Angle	Specify R or L					
	SBA36	264	280	321	333	367



	Model	1	2	3	4	5
Base Blind Corner 	Specify BR or BL					
	BBC39/42 BR or BL	361	383	440	455	503
	BBC42/45 BR or BL	388	412	473	490	540
	BBC45/48 BR or BL	417	443	508	526	581
	BBC48/51 BR or BL	449	476	546	566	624
Peninsula Base Single Door Blind Corner 	Specify R or L					
	PBBC24/27	430	456	523	542	598
Peninsula Base Butt Door Blind Corner 	PBBC24/27B	484	513	589	610	673
Base Lazy Susan 	BLS36	549	582	668	692	764
	Available in traditional overlay door styles only					
Base Corner Revolving 	Specify R or L					
	BCR33	N/A	N/A	660	N/A	754
	BCR36	569	604	693	718	792

**Base Corner
Fixed Shelf**




Model	1	2	3	4	5
Specify R or L					
BCFS36	441	468	537	556	614

ITEM	MODEL	Qty	Price	ITEM	MODEL	Qty	Price	ITEM	MODEL	Qty	Price
Base Wastebasket Floor Mount Kit Single	BWBFMK	1	99	Utility Tray Kit	UTK12	1	52				
					UTK22	1	52				
Base Wastebasket Floor Mount Kit Double	BWBFMK-2	1	398	Toe Kick Cover - Laminate	TKCL8	1	20				
Base Wastebasket Top Mount Kit	BWBTK15	1	320	Toe Kick Cover - Veneer	TKCV8	1	24				
	BWBTK18-2	1	365								
Sink Front Bottom	SFB2336	1	64								
Cutlery Divider	CDI18	1	35								

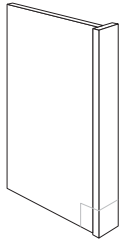
	Model	Carton Quantity	Hardwood	Maple	Red Oak	Thermofol
Base Filler	BF3	1	42	47	42	47
	BF6	1	60	68	60	68



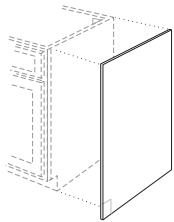
Base Filler Corner	BFC3	1	79	88	79	88
---------------------------	-------------	---	----	----	----	----



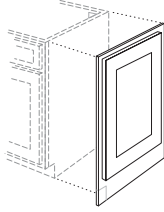
Base End Panel Filler	BEPF3-34	1	99	111	99	111
	BEPF3-34-2	2	188	211	188	211
	BEPF6-34	1	200	224	200	224




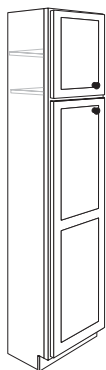
Base End Panel	BEP	1	81	91	81	41
	BEP-6	6	462	517	462	231




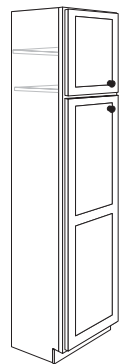
Model	Carton Quantity	Hardwood	Maple	Red Oak	Thermofol
-------	-----------------	----------	-------	---------	-----------

	Model	1	2	3	4	5
<p>Matching Base End Panel</p> 	<p>MBEP2434</p>	<p>197</p>	<p>209</p>	<p>240</p>	<p>248</p>	<p>274</p>

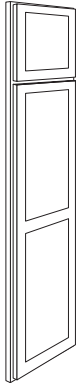
Model	1	2	3	4	5
Tall Utility Cabinet 12" Deep					
Specify R or L 84" High					
U1884	548	581	667	691	762
U2484	663	703	807	836	922
U3084B	737	782	897	929	1025
90" High					
U1890	571	606	695	720	794
U2490	691	733	841	871	961
U3090B	766	813	933	966	1066
96" High					
U1896	593	629	722	748	825
U2496	717	761	873	905	998
U3096B	798	847	971	1006	1110





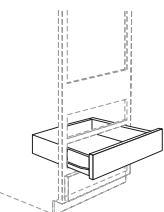
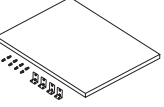
Tall Utility Cabinet 24" Deep					
Specify R or L 84" High					
U188424	630	669	767	795	877
U248424	763	809	928	962	1061
U308424B	847	899	1031	1068	1178
90" High					
U189024	656	696	798	827	912
U249024	793	842	966	1000	1104
U309024B	881	935	1073	1111	1226
96" High					
U189624	681	722	829	859	947
U249624	824	874	1003	1039	1146
U309624B	917	973	1116	1156	1276

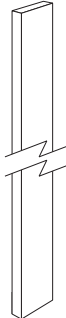


Utility Front

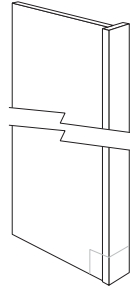


Model	1	2	3	4	5
Specify R or L 84" High					
UF1884	444	471	541	560	618
UF2484	490	519	596	617	681
90" High					
UF1890	464	492	565	585	646
UF2490	512	543	623	645	712
96" High					
UF1896	482	511	587	608	671
UF2496	531	564	647	670	739

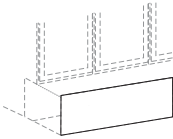
	Model	1	2	3	4	5
Oven Cabinet Universal 	84" High					
	OCU3084B	853	905	1038	1075	1186
	OCU3384B	853	905	1038	1075	1186
	90" High					
	OCU3090B	927	983	1128	1169	1290
	OCU3390B	927	983	1128	1169	1290
	96" High					
	OCU3096B	1001	1062	1219	1262	1393
	OCU3396B	1001	1062	1219	1262	1393
Oven Cabinet Single 	84" High					
	OCS3084B	955	1013	1163	1204	1329
	OCS3384B	955	1013	1163	1204	1329
	90" High					
	OCS3090B	1064	1129	1296	1342	1481
	OCS3390B	1064	1129	1296	1342	1481
	96" High					
	OCS3096B	1188	1260	1446	1498	1653
	OCS3396B	1188	1260	1446	1498	1653
Oven Drawer Kit 	ODK30	137	145	166	172	190
	ODK33	142	150	173	179	197
Oven Cabinet Support Platform 	OCSP30	60	60	60	60	60
	OCSP33	61	61	61	61	61

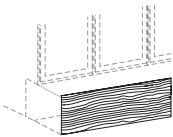
	Model	Carton Quantity	Hardwood	Maple	Red Oak	Thermofoil
Tall Filler 	TF3-84	1	87	97	87	97
	TF3-90	1	97	109	97	109
	TF3-96	1	104	117	104	117

Tall End Panel Filler



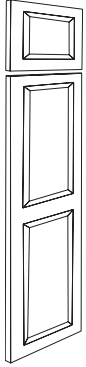
	Model	Carton Quantity	Hardwood	Maple	Red Oak	Thermofoil
	TEPF1-84	1	235	263	235	263
	TEPF1-96	1	284	318	284	318

Toe Kick Cover - Laminate	1/8" Thick					
	TKCL8	1	20	20	20	20

Toe Kick Cover - Veneer	5/32" Thick					
	TKCV8	1	24	24	24	N/A


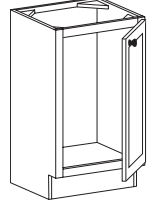
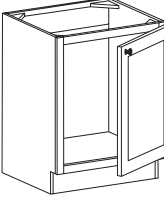

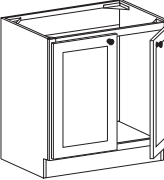
Tall End Panel						
	TEP84	1	214	240	214	107
	TEP96	1	233	261	233	117

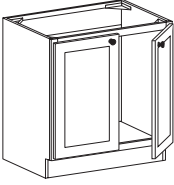
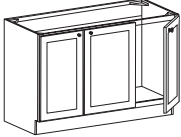
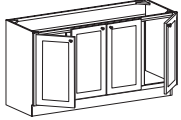
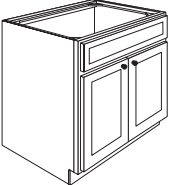

**Matching Tall
End Panel**

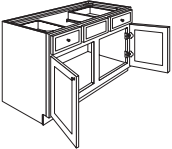
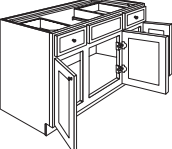
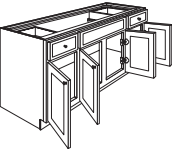

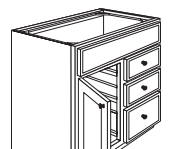


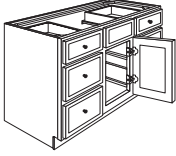
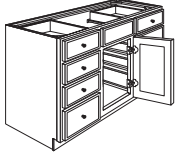
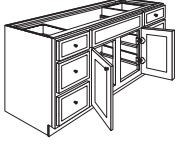
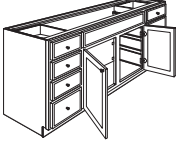
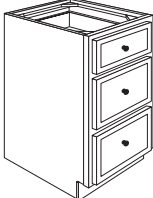
Model	1	2	3	4	5
84" High					
MTEP1284	301	319	366	380	419
MTEP2184	321	341	391	405	447
MTEP2484	340	361	414	429	473
90" High					
MTEP1290	313	332	381	395	436
MTEP2190	334	354	406	421	464
MTEP2490	354	375	430	446	492
96" High					
MTEP1296	325	345	396	410	452
MTEP2196	347	368	422	437	482
MTEP2496	367	390	447	463	511

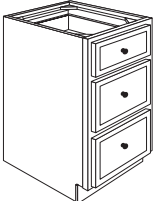
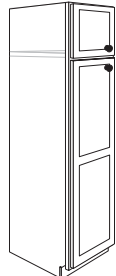
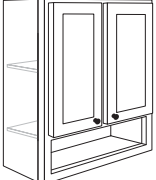
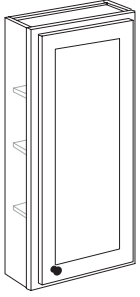
Notes

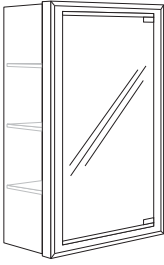
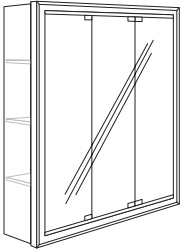
	Model	1	2	3	4	5	
Vanity Base Single Door 	Specify R or L 31 1/2" High 21" Deep						
	VB12	266	282	324	335	370	
	VB15	285	302	346	359	396	
	VB18	305	323	371	384	424	
	VB21	326	346	397	411	453	
	34 1/2" High						
	VB1235	306	325	372	386	426	
	VB1535	327	347	398	413	455	
	VB1835	350	372	426	442	487	
	VB2135	375	398	456	473	521	
	VB2435	401	425	488	506	558	
	Vanity Base Single Door Full-Height  	Specify R or L 31 1/2" High 18" Deep					
		VB1818FH	277	294	337	349	386
VB2118FH		297	315	361	374	413	
21" Deep							
VB18FH		277	294	337	349	386	
VB21FH		297	315	361	374	413	
VB24SFH		317	337	386	400	441	
34 1/2" High 18" Deep							
VB243518SFH		344	365	419	434	479	
21" Deep							
VB1835FH		323	342	393	407	449	
VB2135FH		345	366	421	436	481	
VB2435SFH		370	392	450	466	514	
Vanity Base Double Door 	34 1/2" High						
	VB2435B	416	442	507	525	579	
Vanity Base Double Door Full-Height 	31 1/2" High 18" Deep						
	VB3018BFH	347	368	422	437	482	
	VB3618BFH	382	405	465	482	531	
	VB4218FH	401	426	488	506	558	
	21" Deep						
	VB30BFH	347	368	422	437	482	
	VB36BFH	382	405	465	482	531	
	VB42FH	401	426	488	506	558	


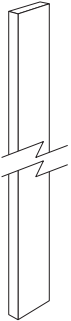
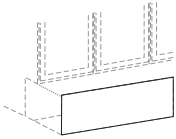
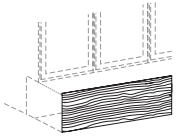
	Model	1	2	3	4	5
Vanity Base Double Door Full-Height Continued 	34 1/2" High 18" Deep					
	VB243518BFH	359	381	437	453	500
	VB303518BFH	396	420	482	499	551
	VB363518BFH	437	463	532	550	607
	21" Deep					
	VB2435BFH	359	381	437	453	500
	VB3035BFH	396	420	482	499	551
	VB3635BFH	437	463	532	550	607
	VB4235FH	461	489	562	582	642
Vanity Base Three Door Full-Height 	31 1/2" High 18" Deep					
	VB4818FH	442	469	538	558	615
	21" Deep					
	VB48FH	442	469	538	558	615
	34 1/2" High 21" Deep					
	VB4835FH	509	540	619	641	708
Vanity Base Four Door Full-Height 	31 1/2" High 18" Deep					
	VB6018FH	538	570	654	678	748
	21" Deep					
	VB60FH	538	570	654	678	748
Vanity Sink Base Butt Door 	31 1/2" High 21" Deep					
	VSB30B	291	309	354	367	405
	VSB36B	346	367	421	436	481
	VSB42	361	382	439	455	502
	34 1/2" High					
	VSB2435B	282	299	343	355	392
	VSB3035B	335	355	408	422	466
	VSB3635B	398	422	484	501	553
	VSB4235	415	440	505	523	577
Vanity Sink Base Double Bowl 	31 1/2" High 21" Deep					
	VSB60-3D	724	768	881	912	1007
	34 1/2" High					
	VSB6035-4D	782	829	952	986	1088

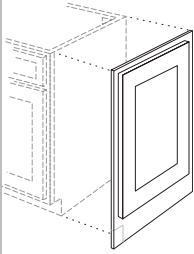
	Model	1	2	3	4	5
Vanity Sink Base Two Drawer Double Door 	31 1/2" High 21" Deep					
	VSB36-2D	457	485	556	576	636
	34 1/2" High					
	VSB3635-2D	526	558	640	663	731
Vanity Sink Base Two Drawer Three Door 	31 1/2" High 21" Deep					
	VSB42-2D	499	529	608	629	694
	VSB48-2D	545	578	663	687	758
	34 1/2" High					
	VSB4235-2D	574	609	699	724	798
VSB4835-2D	627	665	763	790	872	
Vanity Sink Base Two Drawer Four Door 	31 1/2" High 21" Deep					
	VSB60-2D	650	689	791	819	904
	34 1/2" High					
	VSB6035-2D	747	793	910	942	1040
Vanity Combination Drawer Two Drawer 	Specify DR or DL 31 1/2" High 18" Deep					
	VCD2418 DR or DL	430	456	523	542	598
	VCD3018 DR or DL	479	508	583	603	666
	VCD3618 DR or DL	533	565	649	672	741
	21" Deep					
	VCD24 DR or DL	430	456	523	542	598
	VCD30 DR or DL	479	508	583	603	666
	VCD36 DR or DL	533	565	649	672	741
Vanity Combination Drawer Three Drawer 	Specify DR or DL 34 1/2" High 21" Deep					
	VCD2435 DR or DL	495	525	602	624	688
	VCD3035 DR or DL	550	584	670	694	766
	VCD3635 DR or DL	613	650	746	772	852

	Model	1	2	3	4	5
Vanity Combination Drawer Six Drawer Single Door 	31 1/2" High 18" Deep					
	VCD4218	593	629	722	748	825
	VCD4818	660	700	803	832	918
	21" Deep					
	VCD42	593	629	722	748	825
	VCD48	660	700	803	832	918
Vanity Combination Drawer Eight Drawer Single Door 	34 1/2" High 21" Deep					
	VCD4235	682	723	830	860	949
	VCD4835	759	805	924	957	1056
Vanity Combination Drawer Six Drawer Double Door 	31 1/2" High 18" Deep					
	VCD6018	818	867	995	1031	1137
	21" Deep					
VCD60	818	867	995	1031	1137	
Vanity Combination Drawer Eight Drawer Double Door 	34 1/2" High 21" Deep					
	VCD6035	940	997	1145	1185	1308
Vanity Drawer Three Drawer 	18" Deep 31 1/2" High					
	VD1218-3D	332	352	404	419	462
	VD1518-3D	357	379	434	450	497
	VD1818-3D	384	407	467	484	534
	VD2118-3D	412	438	502	520	574
	VD2418-3D	443	470	540	559	617

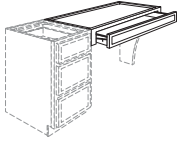
	Model	1	2	3	4	5
Vanity Drawer Three Drawer Continued 	31 1/2" High 21" Deep					
	VD12-3D	332	352	404	419	462
	VD15-3D	357	379	434	450	497
	VD18-3D	384	407	467	484	534
	VD21-3D	412	438	502	520	574
	VD24-3D	443	470	540	559	617
	34 1/2" High					
	VD1235-3D	382	405	465	481	531
	VD1535-3D	410	435	500	518	571
	VD1835-3D	441	468	537	556	614
	VD2135-3D	474	503	577	598	660
	VD2435-3D	510	541	621	643	709
	Vanity Linen Cabinet Tall 	Specify R or L 84" Tall				
VLC1884		557	590	677	702	774
VLC2484		614	651	747	774	854
90" Tall						
VLC1890		579	614	704	729	805
VLC2490		638	677	777	804	887
96" Tall						
VLC1896		602	638	732	759	837
VLC2496		663	704	808	836	923
Vanity Wall Boutique - 7" Deep 	VWB2430B	297	315	362	375	413
Vanity Wall - 4 3/4" Deep 	Specify R or L					
	VW1530	207	220	252	261	288

	Model	1	2	3	4	5
Medicine Cabinet	MC1627	258	289	289	258	289
						
Tri-View Medicine Cabinet	TVMC2430	381	427	427	381	427
	TVMC3030	440	493	493	440	493
	TVMC3630	509	570	570	509	570
						

	Model	Carton Quantity	Hardwood	Maple	Red Oak	Thermofol		Model	Carton Quantity	Hardwood	Maple	Red Oak	Thermofol
Vanity Filler	VF3	1	42	47	42	47							
													
Tall Filler	TF3-84	1	87	97	87	97							
	TF3-90	1	97	109	97	109							
	TF3-96	1	104	117	104	117							
													
Toe Kick Cover - Laminate	1/8" Thick												
	TKCL8	1	20	20	20	20							
													
Toe Kick Cover - Veneer	5/32" Thick												
	TKCV8	1	24	24	24	N/A							
													

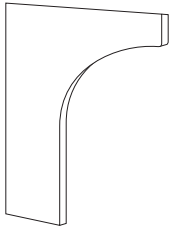
	Model	1	2	3	4	5
Matching Vanity End Panel 	MVEP2131	177	188	215	223	246
	MVEP2135	193	205	235	243	268

**Desk Knee
Drawer**

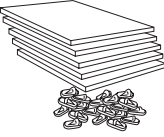


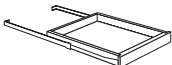
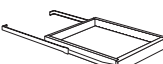
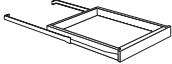
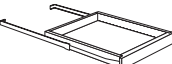
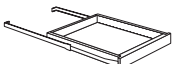
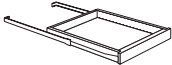
Model	1	2	3	4	5
18" deep					
DKD3018	247	262	301	312	344
DKD3618	278	295	338	350	386
21" deep					
DKD30	247	262	301	312	344
DKD36	278	295	338	350	386

Desk End Panel

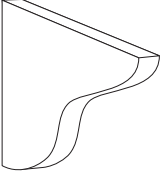



	Model	Carton Quantity	Hardwood	Maple	Red Oak	Thermofol		Model	Carton Quantity	Hardwood	Maple	Red Oak	Thermofol
	DEP2431	1	205	230	205	103							

ITEM	MODEL	Qty	Price	ITEM	MODEL	Qty	Price	ITEM	MODEL	Qty	Price
Shelf Kits 	USK1812-3/4	1	85								
	USK2412-3/4	1	94								
	USK3012-3/4	1	103								
	USK1824-3/4	1	155								
	USK2424-3/4	1	165								
	USK3024-3/4	1	177								
	VLSK1821-3/4	1	155								
	VLSK2421-3/4	1	162								

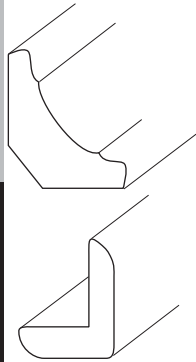
ITEM	MODEL	Qty	Price	ITEM	MODEL	Qty	Price	ITEM	MODEL	Qty	Price	
Base Tray Kit - Standard 	BTK12	1	88	Roll-Out Trays - Solid Wood Continued 	ROT2424B	1	202					
	BTK15	1	89		ROT2724B	1	203					
	BTK18	1	91		ROT3024B	1	203					
	BTK21	1	94		ROT3324B	1	201					
	BTK24	1	95		ROT3624B	1	203					
	BTK27B	1	96		ROT3924	1	147					
	BTK30B	1	102		ROT4524	1	147					
	BTK33B	1	91									
	BTK36B	1	105									
	BTK39	1	94									
	BTK45	1	95									
	Base Tray Kit - Double Faced, Standard 	BTK18DF	1		87							
BTK21DF		1	88									
BTK24DF		1	89									
BTK27BDF		1	99									
BTK30BDF		1	102									
BTK36BDF		1	109									
Vanity Tray Kit 	VTK12	1	84									
	VTK15	1	86									
	VTK18	1	88									
	VTK21	1	89									
	VTK24	1	91									
	VTK30B	1	95									
	VTK36B	1	99									
Vanity Tray Kit - Space Saver 	VTKS12	1	84									
	VTKS15	1	86									
	VTKS18	1	88									
	VTKS21	1	92									
	VTKS24	1	91									
	VTKS30B	1	95									
	VTKS36B	1	99									
Roll-Out Trays - Solid Wood 	ROT1518	1	134									
	ROT1818	1	134									
	ROT2418B	1	134									
	ROT3018B	1	183									
	ROT1221	1	140									
	ROT1521	1	141									
	ROT1821	1	141									
	ROT2121	1	140									
	ROT2421B	1	141									
	ROT3021B	1	194									
	ROT3621B	1	193									
	ROT1224	1	147									
	ROT1524	1	147									
	ROT1824	1	147									
	ROT2124	1	147									

Notes

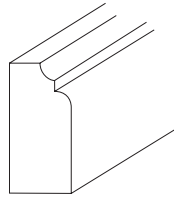
	Model	Carton Quantity	Hardwood	Maple	Red Oak	Thermofol		Model	Carton Quantity	Hardwood	Maple	Red Oak	Thermofol
Countertop Support Bracket 	CTSB	1	109	122	109	122							
Valance Traditional 	48" Long												
	V48T	1	71	80	71	80							
	72" Long												
	V72T	1	97	108	97	108							
	96" Long												
V96T	1	116	130	116	130								

	Model	Carton Quantity	Hardwood	Maple	Red Oak	Thermofol
--	-------	-----------------	----------	-------	---------	-----------

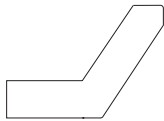
Corner Molding	Inside Corner Molding					
	ICM8	1	42	47	42	47
	Outside Corner Molding					
	OSC8	1	44	49	44	49



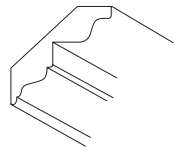
Countertop Molding - Decorative Edge	CTD8	1	60	67	60	67
---	-------------	---	----	----	----	----



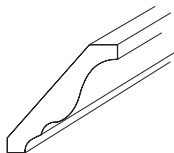
Angle Crown Molding	ACM8	1	103	115	103	N/A
----------------------------	-------------	---	-----	-----	-----	-----



Classic Crown Molding	8' length					
	CCM8	1	161	180	161	180
	10' length					
	CCM-SW10	1	192	215	192	215

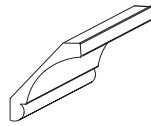


Crown Molding	8' length					
	CM8	1	96	108	96	108
	10' length					
	CM-SW10	1	114	128	114	137

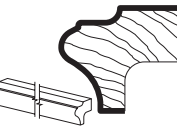


	Model	Carton Quantity	Hardwood	Maple	Red Oak	Thermofol
--	-------	-----------------	----------	-------	---------	-----------

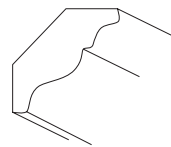
Cove Molding	CVLM8	1	134	150	150	134
---------------------	--------------	---	-----	-----	-----	-----



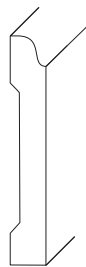
Cove Light Rail Molding	CVLR8	1	60	67	67	60
--------------------------------	--------------	---	----	----	----	----

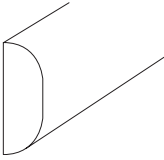
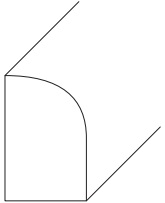
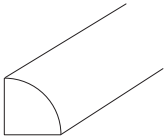
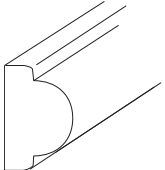
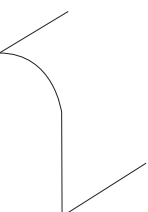
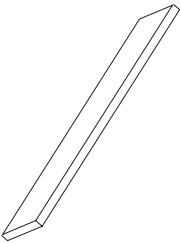
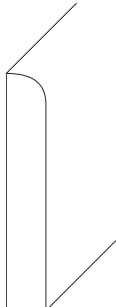



Soffit Crown Molding	SCM8	1	75	84	75	84
-----------------------------	-------------	---	----	----	----	----

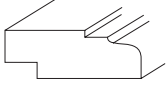


Traditional Furniture Base	TFB8	1	127	142	127	142
-----------------------------------	-------------	---	-----	-----	-----	-----

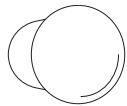
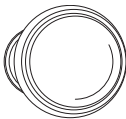
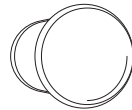
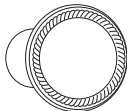
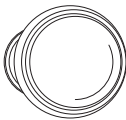
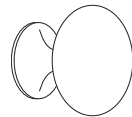
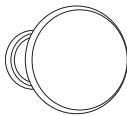


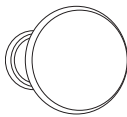

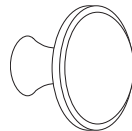
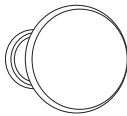

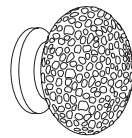
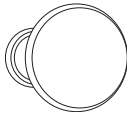

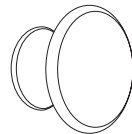
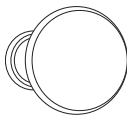






	Model	Carton Quantity	Hardwood	Maple	Red Oak	Thermofol		Model	Carton Quantity	Hardwood	Maple	Red Oak	Thermofol		
Narrow Batten Molding	NBM8	1	30	34	30	34		Shoe Molding	SHO8	1	33	37	33	37	
Quarter Round Molding	QR8	1	33	37	33	37		Single Bead Trim	SBT8	1	68	76	68	76	
Scribe Molding	Scribe Molding							Solid Wood Stock	SWS8	1	169	189	169	189	
	SM8	1	26	29	26	31									
	Wide Scribe Molding							Large Starter Molding	LSTR8	1	238	267	238	267	
	WSM8	1	39	44	39	44									


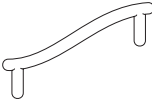


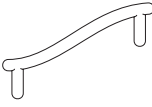


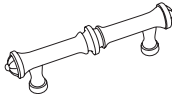
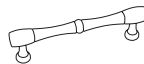

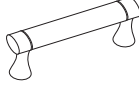
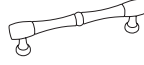





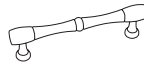

Under Cabinet Molding



	Model	Carton Quantity	Hardwood	Maple	Red Oak	Thermofol		Model	Carton Quantity	Hardwood	Maple	Red Oak	Thermofol
	UCM8	1	75	84	75	84							

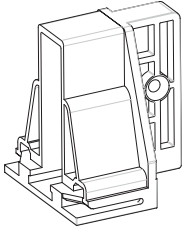
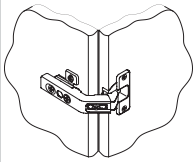
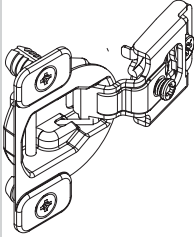
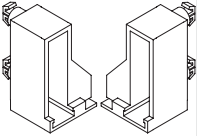

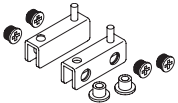
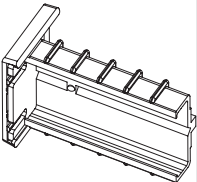
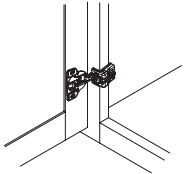
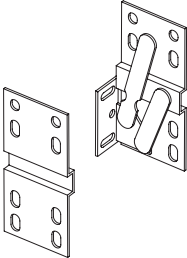
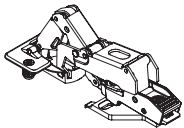
ITEM	MODEL	Qty	Price	ITEM	MODEL	Qty	Price	ITEM	MODEL	Qty	Price
White Ceramic Knob	HK02	1	4	Antique Iron Knob	HK119	1	4	Satin Nickel Knob	HK137	1	4
	HK02-100	100	380		HK119-100	100	380		HK137-100	100	380
											
Satin Nickel Rope Knob	HK107	1	5	Satin Nickel Knob	HK120	1	4	Satin Nickel Football Shaped Knob	HK138	1	5
	HK107-100	100	475		HK120-100	100	380		HK138-100	100	475
											
Solid Bright Brass Knob	HK108	1	6	Antique Pewter Braided Knob	HK123	1	4	Brushed Satin Pewter French Tassel Round Knob	HK150	1	5
	HK108-100	100	570		HK123-100	100	380		HK150-100	100	475
											
Satin Nickel Knob	HK109	1	5	Copper-Pewter Knob	HK125	1	4	Black Ceramic Insert Round Knob	HK152	1	4
	HK109-100	100	475		HK125-100	100	380		HK152-100	100	380
											
Black Nickel Knob	HK110	1	5	Rusty Flower Knob	HK126	1	4	Tumbled Dark Gunmetal Round Knob	HK155	1	7
	HK110-100	100	475		HK126-100	100	380		HK155-100	100	665
											
Bright Chrome Knob	HK111	1	5	Dusty Copper Flower Knob	HK127	1	4	Oil Rubbed Bronze Round Knob	HK157	1	4
	HK111-100	100	475		HK127-100	100	380		HK157-100	100	380
											
Satin Aluminum Knob	HK117	1	6	Antique Pewter Flower Knob	HK128	1	4				
	HK117-100	100	570		HK128-100	100	380				
											

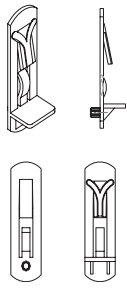
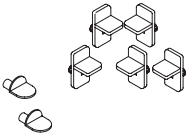

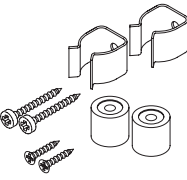
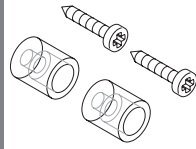
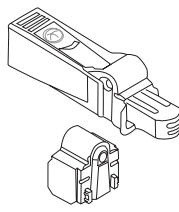
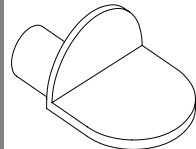

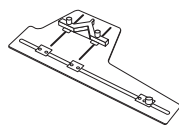
ITEM	MODEL	Qty	Price	ITEM	MODEL	Qty	Price	ITEM	MODEL	Qty	Price
Satin Nickel Diminishing Knob	HK158	1	2								
	HK158-100	100	190								
											
Ochre Finished Ceramic Totem Knob	HK161	1	5								
	HK161-100	100	475								
											
Venetian Bronze Copper French Lace Knob	HK162	1	5								
	HK162-100	100	475								
											



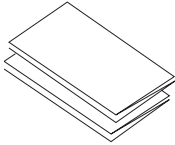
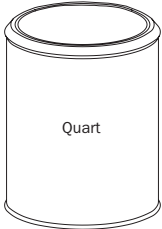
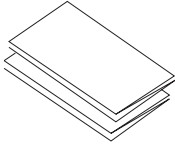
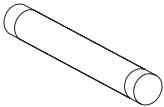
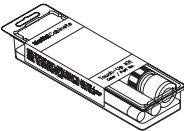
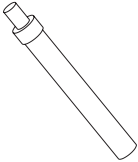

ITEM	MODEL	Qty	Price	ITEM	MODEL	Qty	Price	ITEM	MODEL	Qty	Price
Satin Nickel Suitcase Pull	HP103	1	5	Satin Nickel Fusilli Pull	HP139	1	4	Satin Nickel Wavy Pull	HP159	1	9
	HP103-100	100	475		HP139-100	100	380		HP159-100	100	855
											
Satin Nickel Rope Pull	HP106	1	5	White Fusilli Pull	HP140	1	4	Ochre Finished Ceramic Totem Pull	HP160	1	7
	HP106-100	100	475		HP140-100	100	380		HP160-100	100	665
											
Satin Aluminum Boat Cleat Transitional Pull	HP112	1	10	Brushed Satin Pewter French Tassel Pull	HP151	1	7	Chrome Traditional Pull	HP163	1	8
	HP112-100	100	950		HP151-100	100	665		HP163-100	100	760
											
Satin Nickel Traditional Pull	HP118	1	3	Black Ceramic Insert Pull	HP153	1	6	Satin Nickel Traditional Pull	HP164	1	8
	HP118-100	100	285		HP153-100	100	570		HP164-100	100	760
											
Antique Pewter Braided Pull	HP124	1	7	Tumbled Dark Gunmetal Mission Style Ringed Pendant Pull	HP154	1	4	Bright Brass Traditional Pull	HP165	1	8
	HP124-100	100	665		HP154-100	100	380		HP165-100	100	760
											
Satin Nickel Wire Cable Pull	HP131	1	6	Oil Rubbed Bronze Cup Pull	HP156	1	6	Black Nickel Traditional Pull	HP166	1	8
	HP131-100	100	570		HP156-100	100	570		HP166-100	100	760
											
Satin Nickel Canoe Pull	HP135	1	6								
	HP135-100	100	570								
											

Notes

ITEM	MODEL	Qty	Price	ITEM	MODEL	Qty	Price	ITEM	MODEL	Qty	Price
3/4 Extension Side Mount Roller Guide Kit	GDESM18KIT	1	84	Full Extension Side Mount Ball Bearing Guides	GDEFESMBBIL24	1	25	Locking Device - Full Extension Under Mount SoftAction+ Guides	LKDUMFESAGDEL	1	18
	GDESM21KIT	1	84		GDEFESMBBIR24	1	25		LKDUMFESAGDER	1	18
	GDESM24KIT	1	84		GDEFESMBB024	1	25				
3/4 Extension Side Mount Roller Guide Peninsula Base Kit	GDESMPB24KIT	1	84	Full Extension Under Mount SoftAction+ Guide Kit	GDEUMFESA18KIT	1	84	Rear Mounting Bracket - 3/4 Extension Side Mount Roller Guides	RMBSMGDE	1	2
					GDEUMFESA21KIT	1	84				
					GDEUMFESA24KIT	1	84				
3/4 Extension Side Mount Roller Guides	GDESMIL18	1	6	Full Extension Under Mount SoftAction+ Peninsula Base Guide Kit	GDEUMFESAPB24KIT	1	46	Rear Mounting Bracket - 3/4 Extension Side Mount Roller Guides Peninsula Base	RMBSMGDEPB	1	2
	GDESMIL21	1	6			RMBSMGDEPB-2	2		3		
	GDESMIL24	1	6								
	GDESMIR18	1	6								
	GDESMIR21	1	6								
	GDESMIR24	1	6								
	GDESMOL18	1	6								
	GDESMOL21	1	6								
	GDESMOL24	1	6								
	GDESMOR18	1	6								
GDESMOR21	1	6									
GDESMOR24	1	6									
Full Extension Side Mount Ball Bearing Guide Kit	GDEFESMBB24KIT	1	84	Full Extension Under Mount SoftAction+ Guides	GDEUMFESAL18	1	46	Rear Mounting Bracket - Full Extension Under Mount Soft Action+ Guides	RMBUMFESAGDE-2	2	21
					GDEUMFESAL21	1	46				
					GDEUMFESAL24	1	46				
					GDEUMFESAR18	1	46				
					GDEUMFESAR21	1	46				
					GDEUMFESAR24	1	46				

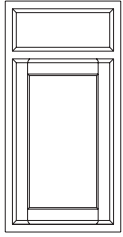
ITEM	MODEL	Qty	Price	ITEM	MODEL	Qty	Price	ITEM	MODEL	Qty	Price
Rear Mounting Bracket - Full Extension Under Mount Soft Action+ Guides Peninsula Base 	RMBUMFESAGDEPB-2	2	15	Bi-Fold Hinge 	HINBIFOLD-1CT	1	14	Traditional Overlay 6 Way Hinge 	HINTOL6WY-1PR	1	21
Rear Mounting Bracket - Full Extension Under Mount Soft Action+ Guides DKD 	RMBUMFESAGDEDKDSET	1	5	Face Mount Hinge 	HINFM-1PR	1	25	Medicine Cabinet Pack Hinge 	HINMCPK	1	7
Rear Mounting Bracket - Full Extension Side Mount Ball Bearing Guides 	RMBFESMBBGDE	1	8	Full Overlay 6 Way Hinge 	HINFOL6WY-1PR	1	21	Utility Tray Hinge 	HINTOST-1PR	1	10
170 Degree Hinge 	HIN170FRM-1CT	1	14								

ITEM	MODEL	Qty	Price	ITEM	MODEL	Qty	Price	ITEM	MODEL	Qty	Price
3/4" Shelf Clip	SHCLP34	1	2	Shelf Support Pack	SHSUPPK	1	3	Back Plugs	BACKPLUG2H-10	1	4
									BACKPLUG2H-100	100	0
3/4" Shelf Clip with Stop	SHCLPLK34L	1	1	Vent Clip Pack	VNTCLPPK	1	3				
	SHCLPLK34R	1	1								
Shelf Support Back Pack	SHSUPBPK	1	3	SoftAction Door Hardware	SADO	1	14				
											
Shelf Support Center	SHSUPC	1	10	Door Stop Kit	DSTK	1	34				
											
				Hardware Template Kit Universal	HTK-U	1	124				
											

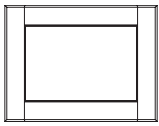
ITEM	MODEL	Qty	Price	ITEM	MODEL	Qty	Price	ITEM	MODEL	Qty	Price
Cabinet Care Kit	CCK	1	54	Touch Up Spray Can Topcoat	TSCT	1	33				
											
Cabinet Cleaning and Polishing Cloths	CCPC	25	84	Touch Up Quart	QST	1	69				
					QP	1	69				
					QGL	1	69				
					QCST	1	69				
Cabinet Dusting Cloths	CDC	6	54								
											
Fill Stick	FS	1	17								
											
Touch Up Kit	TUK	1	70								
											
Touch Up Pen	TP	1	33								
											
Touch Up Spray Can Primer	TSCP	1	33								
											

Replacement Parts

	Model	1	2	3	4	5
Door and Frame Assembly Sales Samples	ACCESSDFAVB12	99	105	121	125	138
	ACCESSDFAB15	137	145	167	173	191



Sales Door	SLD014.75X11.25	60	64	73	76	83
-------------------	------------------------	----	----	----	----	----



Notes

How to Use This Section

This section contains pricing for all replacement doors and drawer fronts. They are listed by their nomenclature and sorted by nominal height (last two numbers of the nomenclature) from largest to smallest.

To look up the door(s) and drawer front(s) in the Pricing section, find your door style in the Door Style Index and note the price column number. Then find the replacement door needed in the pricing index under the price column number appropriate to your door style.

Door Style Index

Code	Door Style	Price Column
AB5	Arbor Falls Express Thermofoil	4
MR5	Marlin Express Hardwood	1
PR5	Portrait Express Maple	7
RA5	Ralston Express Maple	5
SN5	Seneca Ridge Express Maple	7
SN5	Seneca Ridge Express Oak	6
SV5	Spring Valley Express Maple	3
SV5	Spring Valley Express Oak	2

PART	1	2	3	4	5	6	7
RDO30TALLB	162	162	172	197	197	204	225
RDO18TALL	182	182	193	222	222	229	253
RDO24TALL	211	211	224	257	257	266	294
RDF21STDUT	56	56	59	68	68	71	78
RDF24STDUT	59	59	63	72	72	74	82
RDF27STDUT	61	61	65	74	74	77	85
RDF30STDUT	65	65	69	79	79	82	90
RDF33STDUT	69	69	73	84	84	87	96
RDF36STDUT	73	73	77	89	89	92	102
RDF39STDUT	76	76	81	93	93	96	106
RDF12STD	47	47	50	57	57	59	65
RDF15STD	50	50	53	61	61	63	70
RDF18STD	53	53	56	65	65	67	74
RDF21STD	56	56	59	68	68	71	78
RDF24STD	58	58	62	71	71	73	81
RDF27STD	60	60	64	73	73	76	83
RDF30STD	64	64	68	78	78	81	89
RDF33STD	69	69	73	84	84	87	96
RDF36STD	72	72	76	88	88	91	100
RDF39STD	75	75	80	91	91	95	104
RDF45STD	57	57	60	69	69	72	79
RDF12DP2	58	58	62	71	71	73	81
RDF15DP2	62	62	66	75	75	78	86
RDF18DP2	67	67	71	82	82	84	93
RDF21DP2	73	73	77	89	89	92	102
RDF24DP2	79	79	84	96	96	100	110
RDF27DP2	79	79	84	96	96	100	110
RDF30DP2	99	99	105	121	121	125	138
RDF33DP2	84	84	89	102	102	106	117
RDF36DP2	111	111	118	135	135	140	154
RDF12DP1	53	53	56	65	65	67	74
RDF15DP1	58	58	62	71	71	73	81
RDF18DP1	63	63	67	77	77	79	88
RDF21DP1	68	68	72	83	83	86	95
RDF24DP1	75	75	80	91	91	95	104
RDF30DKD	54	54	57	66	66	68	75
RDF36DKD	61	61	65	74	74	77	85
RDOVSB6035-4D	90	90	95	110	110	113	125
RDO2442B	112	112	119	136	136	141	156
RDO2742B	117	117	124	142	142	148	163
RDO3042B	122	122	129	149	149	154	170
RDO3342B	85	85	90	103	103	107	118
RDO3642B	128	128	136	156	156	161	178
RDO1242	107	107	114	130	130	135	149
RDO1542	117	117	124	142	142	148	163
RDO1842	127	127	135	155	155	160	177
RDO2142	137	137	145	167	167	173	191
RDO2442	159	159	169	194	194	200	221
RDO3342	122	122	129	149	149	154	170
RDO3942	128	128	136	156	156	161	178
RDO942	97	97	103	118	118	122	135
RDFVSB60-3DSTD	56	56	59	68	68	71	78
RDOVSB60-3D	85	85	90	103	103	107	118
RDO2436B	105	105	111	128	128	132	146
RDO2736B	109	109	116	133	133	137	152
RDO3036B	114	114	121	139	139	144	159
RDO3336B	85	85	90	103	103	107	118

PART	1	2	3	4	5	6	7
RDO3636B	114	114	121	139	139	144	159
RDO1236	100	100	106	122	122	126	139
RDO1536	109	109	116	133	133	137	152
RDO1836	118	118	125	144	144	149	164
RDO2136	127	127	135	155	155	160	177
RDO2436	136	136	144	166	166	171	189
RDO3336	114	114	121	139	139	144	159
RDO3936	114	114	121	139	139	144	159
RDO936	83	83	88	101	101	105	115
RDO2430B	87	87	92	106	106	110	121
RDO2730B	91	91	97	111	111	115	127
RDO3030B	91	91	97	111	111	115	127
RDO3330B	82	82	87	100	100	103	114
RDO3630B	73	73	77	89	89	92	102
RDO1230	84	84	89	102	102	106	117
RDO1530	91	91	97	111	111	115	127
RDO1830	99	99	105	121	121	125	138
RDO2130	107	107	114	130	130	135	149
RDO2430	115	115	122	140	140	145	160
RDO3330	95	95	101	116	116	120	132
RDO3930	104	104	110	127	127	131	145
RDO4530	111	111	118	135	135	140	154
RDO930	74	74	79	90	90	93	103
RDFVCD/VSB60-2DSTD	63	63	67	77	77	79	88
RDO3027B	90	90	95	110	110	113	125
RDO3627B	69	69	73	84	84	87	96
RDO1527	87	87	92	106	106	110	121
RDO1827	94	94	100	114	114	119	131
RDO2127	102	102	108	124	124	129	142
RDO2427	107	107	114	130	130	135	149
RDO1524BWB	79	79	84	96	96	100	110
RDO1824BWB	85	85	90	103	103	107	118
RDO2424B	76	76	81	93	93	96	106
RDO2724B	79	79	84	96	96	100	110
RDO3024B	79	79	84	96	96	100	110
RDO3324B	82	82	87	100	100	103	114
RDO3624B	65	65	69	79	79	82	90
RDO1224	73	73	77	89	89	92	102
RDO1524	79	79	84	96	96	100	110
RDO1824	85	85	90	103	103	107	118
RDO2124	94	94	100	114	114	119	131
RDO2424	99	99	105	121	121	125	138
RDO2724	76	76	81	93	93	96	106
RDO3324	82	82	87	100	100	103	114
RDO3924	88	88	93	107	107	111	122
RDO4524	97	97	103	118	118	122	135
RDO3021B	75	75	80	91	91	95	104
RDO3621B	87	87	92	106	106	110	121
RDO1221	68	68	72	83	83	86	95
RDO1521	75	75	80	91	91	95	104
RDO1821	80	80	85	97	97	101	111
RDO2121	86	86	91	105	105	108	120
RDO3018B	69	69	73	84	84	87	96
RDO3318B	82	82	87	100	100	103	114
RDO3618B	60	60	64	73	73	76	83
RDO1818	76	76	81	93	93	96	106
RDO2418	88	88	93	107	107	111	122
RDO3918	79	79	84	96	96	100	110

PART	1	2	3	4	5	6	7
RDO3015B	69	69	73	84	84	87	96
RDO3315B	73	73	77	89	89	92	102
RDO3615B	64	64	68	78	78	81	89
RDO3012B	63	63	67	77	77	79	88
RDO3612B	67	67	71	82	82	84	93
RDO1812	65	65	69	79	79	82	90
RDO3912	67	67	71	82	82	84	93
RDF27/2STD	48	48	51	58	58	61	67
RDF33/2STD	51	51	54	62	62	64	71
RDFBBC45/48STD	54	54	57	66	66	68	75
RDOBCR33*	N/A	N/A	N/A	N/A	139	N/A	159
RDOBCR36	139	139	147	169	169	175	193
RDOBLS**	148	148	157	180	N/A	187	206
RDOSBC60-VCD/VSB6035	79	79	84	96	96	100	110
RDOVCD/VSB60	74	74	79	90	90	93	103
RDOVB60FH	87	87	92	106	106	110	121

*Available in full overlay door styles only

**Available in traditional overlay door styles only

PART	1	2	3	4	5	6	7
ANDO1221	68	68	72	83	83	86	95
ANDO1224	73	73	77	89	89	92	102
ANDO1230	84	84	89	102	102	106	117
ANDO1236	100	100	106	122	122	126	139
ANDO1242	107	107	114	130	130	135	149
ANDO1521	75	75	80	91	91	95	104
ANDO1524	79	79	84	96	96	100	110
ANDO1527	87	87	92	106	106	110	121
ANDO1530	91	91	97	111	111	115	127
ANDO1536	109	109	116	133	133	137	152
ANDO1542	117	117	124	142	142	148	163
ANDO1812	65	65	69	79	79	82	90
ANDO1818	76	76	81	93	93	96	106
ANDO1821	80	80	85	97	97	101	111
ANDO1824	85	85	90	103	103	107	118
ANDO1827	94	94	100	114	114	119	131
ANDO1830	99	99	105	121	121	125	138
ANDO1836	118	118	125	144	144	149	164
ANDO1842	127	127	135	155	155	160	177
ANDO18TALL	182	182	193	222	222	229	253
ANDO2118	81	81	86	99	99	102	113
ANDO2121	86	86	91	105	105	108	120
ANDO2124	94	94	100	114	114	119	131
ANDO2127	102	102	108	124	124	129	142
ANDO2130	107	107	114	130	130	135	149
ANDO2136	127	127	135	155	155	160	177
ANDO2142	137	137	145	167	167	173	191
ANDO2418	88	88	93	107	107	111	122
ANDO2424	99	99	105	121	121	125	138
ANDO2424B	76	76	81	93	93	96	106
ANDO2427	107	107	114	130	130	135	149
ANDO2430	115	115	122	140	140	145	160
ANDO2430B	87	87	92	106	106	110	121
ANDO2436	136	136	144	166	166	171	189
ANDO2436B	105	105	111	128	128	132	146
ANDO2442	159	159	169	194	194	200	221
ANDO2442B	112	112	119	136	136	141	156
ANDO24TALL	211	211	224	257	257	266	294
ANDO2724	76	76	81	93	93	96	106
ANDO2724B	79	79	84	96	96	100	110
ANDO2730B	91	91	97	111	111	115	127
ANDO2736B	109	109	116	133	133	137	152
ANDO2742B	117	117	124	142	142	148	163
ANDO3012B	63	63	67	77	77	79	88
ANDO3015B	69	69	73	84	84	87	96
ANDO3018B	69	69	73	84	84	87	96
ANDO3021B	75	75	80	91	91	95	104
ANDO3024B	79	79	84	96	96	100	110
ANDO3027B	90	90	95	110	110	113	125
ANDO3030B	91	91	97	111	111	115	127
ANDO3036B	114	114	121	139	139	144	159
ANDO3042B	122	122	129	149	149	154	170
ANDO30TALLB	162	162	172	197	197	204	225
ANDO3315B	73	73	77	89	89	92	102
ANDO3318B	82	82	87	100	100	103	114
ANDO3324	82	82	87	100	100	103	114
ANDO3324B	82	82	87	100	100	103	114
ANDO3330	95	95	101	116	116	120	132

PART	1	2	3	4	5	6	7
ANDO3330B	82	82	87	100	100	103	114
ANDO3336	114	114	121	139	139	144	159
ANDO3336B	85	85	90	103	103	107	118
ANDO3342	122	122	129	149	149	154	170
ANDO3342B	85	85	90	103	103	107	118
ANDO3612B	67	67	71	82	82	84	93
ANDO3615B	64	64	68	78	78	81	89
ANDO3618B	60	60	64	73	73	76	83
ANDO3621B	87	87	92	106	106	110	121
ANDO3624B	65	65	69	79	79	82	90
ANDO3627B	69	69	73	84	84	87	96
ANDO3630B	73	73	77	89	89	92	102
ANDO3636B	114	114	121	139	139	144	159
ANDO3642B	128	128	136	156	156	161	178
ANDO3912	67	67	71	82	82	84	93
ANDO3918	79	79	84	96	96	100	110
ANDO3924	88	88	93	107	107	111	122
ANDO3930	104	104	110	127	127	131	145
ANDO3936	114	114	121	139	139	144	159
ANDO3942	128	128	136	156	156	161	178
ANDO4524	97	97	103	118	118	122	135
ANDO4530	111	111	118	135	135	140	154
ANDO930	74	74	79	90	90	93	103
ANDO936	83	83	88	101	101	105	115
ANDO942	97	97	103	118	118	122	135
ANDOBRCR33*	N/A	N/A	N/A	N/A	139	N/A	159
ANDOBRCR36	139	139	147	169	169	175	193
ANDOMTEP1218	66	66	70	80	80	83	92
ANDOMTEP12TALL	148	148	157	180	180	187	206
ANDOMTEP21TALL	181	181	192	220	220	228	252
ANDOSBC60-VCD/VSB6035	79	79	84	96	96	100	110
ANDOV60FH	87	87	92	106	106	110	121
ANDOVCD/VSB60	74	74	79	90	90	93	103
ANDOVSB60-3D	85	85	90	103	103	107	118
ANDOVSB6035-4D	90	90	95	110	110	113	125

*Available in full overlay door styles only

ITEM	PAGE	ITEM	PAGE	ITEM	PAGE
Traditional Overlay 6 Way Hinge	K2				
Tri-View Medicine Cabinet	G6				
Tumbled Dark Gunmetal Mission Style Ringed Pendant Pull	J7				
Tumbled Dark Gunmetal Round Knob	J5				
U					
Under Cabinet Molding	J4				
Utility Front	F2				
Utility Tray Hinge	K2				
Utility Tray Kit	E8				
V					
Valance Traditional	J1				
Vanity Base Double Door	G1				
Vanity Base Double Door Full-Height	G1, G2				
Vanity Base Four Door Full-Height	G2				
Vanity Base Single Door	G1				
Vanity Base Single Door Full-Height	G1				
Vanity Base Three Door Full-Height	G2				
Vanity Combination Drawer Eight Drawer Double Door	G4				
Vanity Combination Drawer Eight Drawer Single Door	G4				
Vanity Combination Drawer Six Drawer Double Door	G4				
Vanity Combination Drawer Six Drawer Single Door	G4				
Vanity Combination Drawer Three Drawer	G3				
Vanity Combination Drawer Two Drawer	G3				
Vanity Drawer Three Drawer	G4, G5				
Vanity Filler	G7				
Vanity Linen Cabinet Tall	G5				
Vanity Sink Base Butt Door	G2				
Vanity Sink Base Double Bowl	G2				
Vanity Sink Base Two Drawer Double Door	G3				
Vanity Sink Base Two Drawer Four Door	G3				
Vanity Sink Base Two Drawer Three Door	G3				
Vanity Tray Kit	I3				
Vanity Tray Kit - Space Saver	I3				
Vanity Wall - 4 3/4" Deep	G5				
Vanity Wall Boutique - 7" Deep	G5				
Venetian Bronze Copper French Lace Knob	J6				
Vent Clip Pack	K3				
W					
Wall Angle Single Door	D4				
Wall Blind Corner Double Door	D4				
Wall Blind Corner Single Door	D4				
Wall Corner Angle	D4				
Wall Double Door	D2, D3				
Wall End Panel	D7				
Wall Filler	D7				
Wall Filler Corner	D7				
Wall Lattice	D5				
Wall Microwave Shelf	D6				
Wall Refrigerator	D3				
Wall Single Door	D1				
White Ceramic Knob	J5				
White Fusilli Pull	J7				



We are America's Cabinetmaker.®

Masco Cabinetry LLC 25 Year Limited Warranty.

Masco Cabinetry LLC warrants to the original consumer purchaser that our Merillat Express® cabinetry will be free from defects in material and workmanship under normal use for a period of TWENTY-FIVE (25) YEARS from date of purchase. This warranty is not transferable. No changes or modifications can be made to this warranty except by an officer of Masco Cabinetry LLC.

Masco Cabinetry LLC may elect to repair or replace any defective Merillat Express® product covered by our warranty.
THIS WARRANTY DOES NOT COVER:

- The natural aging or darkening of wood color, or the inherent growth characteristics of, or variation, in wood.
- Defects caused by misuse, abuse, negligence, alterations, environmental conditions, improper installation, storage or handling.

As with other natural materials, wood is affected by environmental factors such as natural and artificial lighting. Darkening or mellowing of the wood can be expected and is a natural process of wood as it ages. Each wood species also exhibits its own distinctive patterns and characteristics that add to its natural beauty. These variations in color and characteristics are not considered imperfections or defects.

Masco Cabinetry LLC further provides a Lifetime Limited Warranty on the door hinges and drawer guides to the original consumer purchaser for as long as you own the product. This Lifetime Limited Warranty provides that the door hinges and drawer glides will be free from defects in material and workmanship under normal use. Replacement hinges and drawer glides are subject to their availability from our suppliers.

From time to time, we will change design, specifications and materials as conditions require and improvements are developed, but we have no obligation to incorporate such changes in products we previously manufactured.

TO THE MAXIMUM EXTENT PERMITTED BY APPLICABLE LAW, THIS WARRANTY DOES NOT COVER INDIRECT, SPECIAL, INCIDENTAL, OR CONSEQUENTIAL DAMAGES, LOSS OF USE, OR LABOR EXPENSES IN UNINSTALLING OR INSTALLING ANY MATERIAL OR PARTS, WHETHER ARISING OUT OF BREACH OF WARRANTY, BREACH OF CONTRACT, NEGLIGENCE, TORT, OR ANY OTHER LEGAL THEORY, EVEN IF MASCO CABINETRY LLC HAS BEEN ADVISED OF THE POSSIBILITY THEREOF. MASCO CABINETRY LLC DISCLAIMS RESPONSIBILITY FOR DAMAGES IN EXCESS OF YOUR PURCHASE PRICE. Some provinces and some states do not allow the exclusion or limitation of incidental or consequential damages, so the above limitation or exclusion may not apply to you.

This warranty is only valid in the United States of America and Canada. This warranty gives you specific legal rights, and you may also have other rights which vary from state to state and from province to province.

To obtain performance under this warranty, you must contact your Merillat Express® supplier and report, in writing, all defects claimed and provide your original sales receipt or other documentation acceptable to Masco Cabinetry LLC. If you have difficulty obtaining assistance, write to: Merillat Express® Warranty Department, Masco Cabinetry LLC, 15535 South State Ave. Middlefield, Ohio 44062 USA.

For Merillat Express® cabinetry purchased on or after May 18, 2015.



We are America's Cabinetmaker.®

MERILLAT.COM

