



We are America's Cabinetmaker.®



CLASSIC™  
PRODUCT LINE  
PRICE BOOK

OUR  
CORNERSTONE  
PRODUCT  
LINE

By Door Style		
Column	Door Style	Code
4	Arbor Falls II Thermofoil Square	ABF.TH.S
12	Avenue Cherry Square	AVE.CH.S
10	Avenue Maple Square	AVE.MP.S
15	Bayville Cherry Square	BVE.CH.S
14	Bayville Maple Square	BVE.MP.S
14	Bellingham Cherry Square	BLH.CH.S
11	Bellingham Maple Square	BLH.MP.S
14	Cannonsburg Cherry Square	CSB.CH.S
11	Cannonsburg Maple Square	CSB.MP.S
11	Fox Harbor Cherry Square	FXR.CH.S
8	Fox Harbor Maple Square	FXR.MP.S
10	Fusion Cherry Slab	FSN.CH.B
7	Fusion Maple Slab	FSN.MP.B
5	Glen Arbor Cherry Square	GNA.CH.S
2	Glen Arbor Maple Square	GNA.MP.S
1	Glen Arbor Red Oak Square	GNA.RO.S
16	LaBelle Cherry Square	LBL.CH.S
14	LaBelle Maple Square	LBL.MP.S
4	Lanielle Textured Laminate Slab	LNE.TL.B
10	Portrait Cherry Square	PRT.CH.S
7	Portrait Maple Square	PRT.MP.S
6	Portrait Red Oak Square	PRT.RO.S
6	Ralston Cherry Square	RAL.CH.S
4	Ralston Maple Square	RAL.MP.S
10	Rowan Cherry Square	RWN.CH.S
7	Rowan Maple Square	RWN.MP.S
10	Seneca Ridge Cherry Arch	SNR.CH.A
10	Seneca Ridge Cherry Square	SNR.CH.S
7	Seneca Ridge Maple Arch	SNR.MP.A
7	Seneca Ridge Maple Square	SNR.MP.S
5	Seneca Ridge Red Oak Arch	SNR.RO.A
5	Seneca Ridge Red Oak Square	SNR.RO.S
15	Somerton Hill Cherry Arch	SMH.CH.A
15	Somerton Hill Cherry Square	SMH.CH.S
13	Somerton Hill Maple Arch	SMH.MP.A
13	Somerton Hill Maple Square	SMH.MP.S
5	Spring Valley Cherry Arch	SVL.CH.A
5	Spring Valley Cherry Square	SVL.CH.S
3	Spring Valley Hickory Arch	SVL.HK.A
3	Spring Valley Hickory Square	SVL.HK.S
2	Spring Valley Maple Arch	SVL.MP.A
2	Spring Valley Maple Square	SVL.MP.S
1	Spring Valley Red Oak Arch	SVL.RO.A
1	Spring Valley Red Oak Square	SVL.RO.S
14	Sutton Cliffs Cherry Arch	STC.CH.A
14	Sutton Cliffs Cherry Square	STC.CH.S
9	Sutton Cliffs Hickory Arch	STC.HK.A
9	Sutton Cliffs Hickory Square	STC.HK.S
9	Sutton Cliffs Maple Arch	STC.MP.A
9	Sutton Cliffs Maple Square	STC.MP.S
8	Sutton Cliffs Red Oak Arch	STC.RO.A
8	Sutton Cliffs Red Oak Square	STC.RO.S
11	Tolani Cherry Square	TLN.CH.S
8	Tolani Maple Square	TLN.MP.S
7	Tolani Red Oak Square	TLN.RO.S
7	Whitebay II Thermofoil Arch	WHB.TH.A
7	Whitebay II Thermofoil Square	WHB.TH.S

By Price Book Column		
Column	Door Style	Code
1	Glen Arbor Red Oak Square	GNA.RO.S
	Spring Valley Red Oak Arch	SVL.RO.A
	Spring Valley Red Oak Square	SVL.RO.S
2	Glen Arbor Maple Square	GNA.MP.S
	Spring Valley Maple Arch	SVL.MP.A
	Spring Valley Maple Square	SVL.MP.S
3	Spring Valley Hickory Arch	SVL.HK.A
	Spring Valley Hickory Square	SVL.HK.S
4	Arbor Falls II Thermofoil Square	ABF.TH.S
	Lanielle Textured Laminate Slab	LNE.TL.B
	Ralston Maple Square	RAL.MP.S
5	Glen Arbor Cherry Square	GNA.CH.S
	Seneca Ridge Red Oak Arch	SNR.RO.A
	Seneca Ridge Red Oak Square	SNR.RO.S
	Spring Valley Cherry Arch	SVL.CH.A
	Spring Valley Cherry Square	SVL.CH.S
6	Portrait Red Oak Square	PRT.RO.S
	Ralston Cherry Square	RAL.CH.S
7	Fusion Maple Slab	FSN.MP.B
	Portrait Maple Square	PRT.MP.S
	Rowan Maple Square	RWN.MP.S
	Seneca Ridge Maple Arch	SNR.MP.A
	Seneca Ridge Maple Square	SNR.MP.S
	Tolani Red Oak Square	TLN.RO.S
	Whitebay II Thermofoil Arch	WHB.TH.A
	Whitebay II Thermofoil Square	WHB.TH.S
8	Fox Harbor Maple Square	FXR.MP.S
	Sutton Cliffs Red Oak Arch	STC.RO.A
	Sutton Cliffs Red Oak Square	STC.RO.S
	Tolani Maple Square	TLN.MP.S
9	Sutton Cliffs Hickory Arch	STC.HK.A
	Sutton Cliffs Hickory Square	STC.HK.S
	Sutton Cliffs Maple Arch	STC.MP.A
	Sutton Cliffs Maple Square	STC.MP.S
10	Avenue Maple Square	AVE.MP.S
	Fusion Cherry Slab	FSN.CH.B
	Portrait Cherry Square	PRT.CH.S
	Rowan Cherry Square	RWN.CH.S
	Seneca Ridge Cherry Arch	SNR.CH.A
	Seneca Ridge Cherry Square	SNR.CH.S
11	Bellingham Maple Square	BLH.MP.S
	Cannonsburg Maple Square	CSB.MP.S
	Fox Harbor Cherry Square	FXR.CH.S
	Tolani Cherry Square	TLN.CH.S
12	Avenue Cherry Square	AVE.CH.S
13	Somerton Hill Maple Arch	SMH.MP.A
	Somerton Hill Maple Square	SMH.MP.S
14	Bayville Maple Square	BVE.MP.S
	Bellingham Cherry Square	BLH.CH.S
	Cannonsburg Cherry Square	CSB.CH.S
	LaBelle Maple Square	LBL.MP.S
	Sutton Cliffs Cherry Arch	STC.CH.A
	Sutton Cliffs Cherry Square	STC.CH.S
15	Bayville Cherry Square	BVE.CH.S
	Somerton Hill Cherry Arch	SMH.CH.A
	Somerton Hill Cherry Square	SMH.CH.S
16	LaBelle Cherry Square	LBL.CH.S



We are America's Cabinetmaker.®

# Pricing






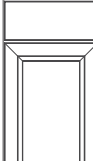
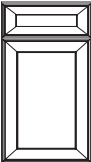
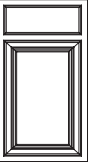
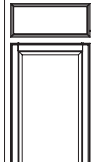





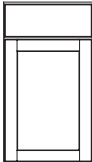
©2017

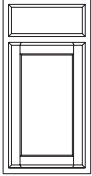
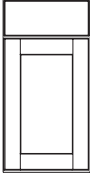
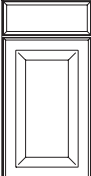
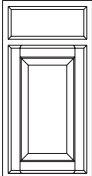


# Table of Contents

<b>Door Styles</b>	<b>A1-A2</b>	<b>Office Cabinets</b>	<b>H1-H4</b>
<b>Finishes</b>	<b>B1-B2</b>	Office Cabinets	H1
<b>Construction Specifications and Options</b>	<b>C1-C2</b>	Office Accessories	H2-H4
<b>Wall Cabinets</b>	<b>D1-D18</b>	<b>Universal Access Cabinets</b>	<b>I1-I4</b>
Wall Cabinets	D1-D5	<b>Panels-Shelving-Trays</b>	<b>J1-J4</b>
Wall Corner Cabinets	D6-D7	Panels	J1
Wall Open Cabinets	D8	Shelving	J2-J3
Wall Appliance Cabinets	D9-D11	Trays	J4
Wall Hoods	D12-13	<b>Decorative Enhancements</b>	<b>K1-K10</b>
Wall Accessories	D14-D18	Supports & Valances	K1
<b>Base Cabinets</b>	<b>E1-E18</b>	Moldings	K2-K5
Base Cabinets	E1-E4	Molding Accents	K6-K7
Base Sink Cabinets	E5-E8	Decorative Hardware Knobs	K8-K9
Base Corner Cabinets	E9-E10	Decorative Hardware Pulls	K10
Base Appliance Cabinets	E11-E12	<b>Replacement Parts</b>	<b>L1-L24</b>
Base Accessories	E13-E18	Hardware	L1-L4
<b>Tall Cabinets</b>	<b>F1-F10</b>	Touch Up Materials	L5
Tall Cabinets	F1-F4	Sales Doors	L6
Tall Appliance Cabinets	F5-F7	Door Style Index	L7
Tall Accessories	F8-F10	Doors and Drawer Fronts	L8-L17
<b>Vanity Cabinets</b>	<b>G1-G14</b>	Accessory Non-Drilled Doors	L18-L24
Vanity Cabinets	G1-G10	<b>Directory</b>	<b>M1-M2</b>
Vanity Accessories	G11-G14		

## Notes

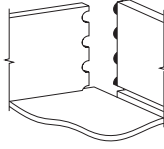
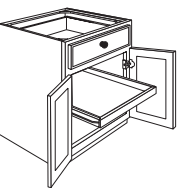

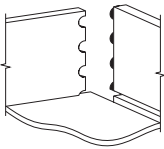
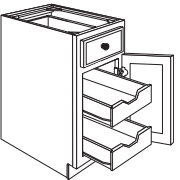
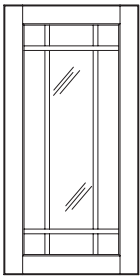
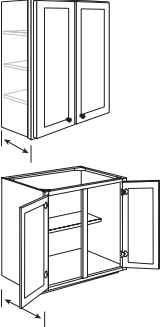
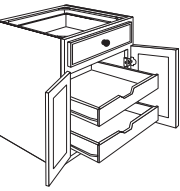

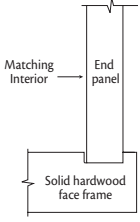
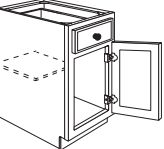
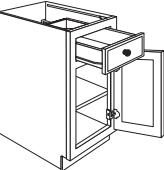
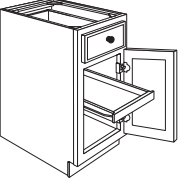


ITEM	MODEL	ITEM	MODEL	ITEM	MODEL
<b>Arbor Falls II</b> 	<b>ABF.TH.S.S</b> Thermofoil Price Column 4	<b>Fox Harbor</b> 	<b>FXR.CH.S.S</b> Cherry Price Column 11	<b>Ralston</b> 	<b>RAL.CH.S.S</b> Cherry Price Column 6
			<b>FXR.MP.S.S</b> Maple Price Column 8		<b>RAL.MP.S.S</b> Maple Price Column 4
<b>Avenue</b> 	<b>AVE.CH.S.S</b> Cherry Price Column 12	<b>Fusion</b> 	<b>FSN.CH.B.S</b> Cherry Price Column 10	<b>Rowan</b> 	<b>RWN.CH.S.S</b> Cherry Price Column 10
	<b>AVE.MP.S.S</b> Maple Price Column 10		<b>FSN.MP.B.S</b> Maple Price Column 7		<b>RWN.MP.S.S</b> Maple Price Column 7
<b>Bayville</b> 	<b>BVE.CH.S.5</b> Cherry Price Column 15	<b>Glen Arbor</b> 	<b>GNA.CH.S.S</b> Cherry Price Column 5	<b>Seneca Ridge</b> 	<b>SNR.CH.S.S</b> Cherry Square Price Column 10
	<b>BVE.MP.S.5</b> Maple Price Column 14		<b>GNA.MP.S.S</b> Maple Price Column 2		<b>SNR.CH.A.S</b> Cherry Arch Price Column 10
<b>Bellingham</b> 	<b>BLH.CH.S.5</b> Cherry Price Column 14	<b>Labelle</b> 	<b>GNA.RO.S.S</b> Red Oak Price Column 1	<b>SNR.MP.S.S</b> Maple Square Price Column 7	<b>SNR.MP.A.S</b> Maple Arch Price Column 7
	<b>BLH.MP.S.5</b> Maple Price Column 11		<b>LBL.CH.S.5</b> Cherry Price Column 16		<b>SNR.RO.S.S</b> Red Oak Square Price Column 5
<b>Cannonsburg</b> 	<b>CSB.CH.S.S</b> Cherry Price Column 14	<b>Lanielle</b> 	<b>LBL.MP.S.5</b> Maple Price Column 14	<b>Somerton Hill</b> 	<b>SMH.CH.S.S</b> Cherry Square Price Column 15
	<b>CSB.MP.S.S</b> Maple Price Column 11		<b>LNE.TL.B.S</b> Textured Laminate Price Column 4		<b>SMH.CH.A.S</b> Cherry Arch Price Column 15
<b>Portrait</b> 		<b>PRT.CH.S.S</b> Cherry Price Column 10		<b>SMH.MP.S.S</b> Maple Square Price Column 13	<b>SMH.MP.A.S</b> Maple Arch Price Column 13
			<b>PRT.MP.S.S</b> Maple Price Column 7		
		<b>PRT.RO.S.S</b> Red Oak Price Column 6			

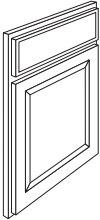
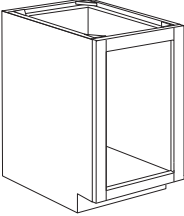
ITEM	MODEL	ITEM	MODEL	ITEM	MODEL	
<b>Spring Valley</b> 	<b>SVL.CH.S.S</b> Cherry Square Price Column 5	<b>Tolani</b> 	<b>TLN.CH.S.S</b> Cherry Price Column 11			
	<b>SVL.CH.A.S</b> Cherry Arch Price Column 5		<b>TLN.MP.S.S</b> Maple Price Column 8			
	<b>SVL.HK.S.S</b> Hickory Square Price Column 3		<b>TLN.RO.S.S</b> Red Oak Price Column 7			
	<b>SVL.HK.A.S</b> Hickory Arch Price Column 3					
	<b>SVL.MP.S.S</b> Maple Square Price Column 2					
	<b>SVL.MP.A.S</b> Maple Arch Price Column 2					
	<b>SVL.RO.S.S</b> Red Oak Square Price Column 1		<b>Whitebay II</b> 	<b>WHB.TH.S.S</b> Thermofoil Square Price Column 7		
	<b>SVL.RO.A.S</b> Red Oak Arch Price Column 1			<b>WHB.TH.A.S</b> Thermofoil Arch Price Column 7		
<b>Sutton Cliffs</b> 	<b>STC.CH.S.S</b> Cherry Square Price Column 14					
	<b>STC.CH.A.S</b> Cherry Arch Price Column 14					
	<b>STC.HK.S.S</b> Hickory Square Price Column 9					
	<b>STC.HK.A.S</b> Hickory Arch Price Column 9					
	<b>STC.MP.S.S</b> Maple Square Price Column 9					
	<b>STC.MP.A.S</b> Maple Arch Price Column 9					
	<b>STC.RO.S.S</b> Red Oak Square Price Column 8					
	<b>STC.RO.A.S</b> Red Oak Arch Price Column 8					



ITEM	MODEL	Price	ITEM	MODEL	Price	
<b>Stain Finishes</b>	<b>Amaretto (ARNON)</b> Available on select Cherry and Red Oak door styles	N/C	<b>Painted Finishes</b>	<b>Chiffon (CHNON)</b> Available on select Maple door styles	15%	
	<b>Dusk (DSNON)</b> Available on select Maple door styles	N/C		<b>Cotton (CTNON)</b> Available on select Maple door styles	15%	
	<b>Hazelnut (HZNON)</b> Available on select Maple door styles	N/C		<b>Graphite (GPNON)</b> Available on select Maple door styles	15%	
	<b>Kona (KONON)</b> Available on select Maple and Red Oak door styles	N/C		<b>Mist (MSNON)</b> Available on select Maple door styles	15%	
	<b>Natural (NANON)</b> Available on select Hickory, Maple and Red Oak door styles	N/C		<b>Shale (SENON)</b> Available on select Maple door styles	15%	
	<b>Paprika (PPNON)</b> Available on select Cherry door styles	N/C		<b>Paint w/Accent Glaze Finishes</b>	<b>Chiffon w/Desert Accent (CHDSA)</b> Available on select Maple door styles	15%
	<b>Pecan (PCNON)</b> Available on select Cherry, Maple and Red Oak door styles	N/C			<b>Chiffon w/Tuscan Accent (CHTNA)</b> Available on select Maple door styles	15%
	<b>Sable (SBNON)</b> Available on select Maple and Red Oak door styles	N/C			<b>Cotton w/Tuscan Accent (CTTNA)</b> Available on select Maple door styles	15%
	<b>Sedona (SDNON)</b> Available on select Maple door styles	N/C			<b>Graphite w/Desert Accent (GPDSA)</b> Available on select Maple door styles	15%
	<b>Toffee (TFNON)</b> Available on select Maple door styles	N/C			<b>Graphite w/Tuscan Accent (GPTNA)</b> Available on select Maple door styles	15%
<b>Stain w/Accent Glaze Finishes</b>	<b>Hazelnut with Java Accent (HZJVA)</b> Available on select Maple door styles	15%	<b>Paint w/Glaze Finishes</b>		<b>Mist w/Desert Accent (MSDSA)</b> Available on select Maple door styles	15%
	<b>Natural w/Java Accent (NAJVA)</b> Available on select Maple door styles	15%			<b>Mist w/Tuscan Accent (MSTNA)</b> Available on select Maple door styles	15%
	<b>Sable w/Ebony Accent (SBEBA)</b> Available on select Maple door styles	15%			<b>Shale w/Desert Accent (SEDSA)</b> Available on select Maple door styles	15%
	<b>Sedona w/Ebony Accent (SDEBA)</b> Available on select Maple door styles	15%			<b>Shale w/Ebony Accent (SEEBBA)</b> Available on select Maple door styles	15%
	<b>Toffee w/Java Accent (TFJVA)</b> Available on select Maple door styles	15%			<b>Thermofoil Finishes</b>	<b>Chiffon w/Desert Glaze (CHDSZ)</b> Available on select Maple door styles
	<b>Stain w/Glaze Finishes</b>	<b>Amaretto w/Java Glaze (ARJVZ)</b> Available on select Cherry door styles		20%		<b>Chiffon w/Tuscan Glaze (CHTNZ)</b> Available on select Maple door styles
<b>Hazelnut with Java Glaze (HZJVZ)</b> Available on select Maple door styles		20%	<b>Cotton w/Tuscan Glaze (CTTNZ)</b> Available on select Maple door styles	20%		
<b>Natural w/Java Glaze (NAJVZ)</b> Available on select Maple door styles		20%	<b>Graphite w/Desert Glaze (GPDSZ)</b> Available on select Maple door styles	20%		
<b>Paprika w/Ebony Glaze (PPEBZ)</b> Available on select Cherry door styles		20%	<b>Graphite w/Tuscan Glaze (GPTNZ)</b> Available on select Maple door styles	20%		
<b>Sable w/Ebony Glaze (SBEBZ)</b> Available on select Maple door styles		20%	<b>Mist w/Desert Glaze (MSDSZ)</b> Available on select Maple door styles	20%		
<b>Toffee w/Java Glaze (TFJVZ)</b> Available on select Maple door styles		20%	<b>Mist w/Tuscan Glaze (MSTNZ)</b> Available on select Maple door styles	20%		
			<b>Shale w/Desert Glaze (SEDSZ)</b> Available on select Maple door styles	20%		
			<b>Shale w/Ebony Glaze (SEEBZ)</b> Available on select Maple door styles	20%		
		<b>Textured Laminate Finishes</b>	<b>White (WHNON)</b>	N/C		
			<b>Cavern (CVNON)</b>	N/C		
			<b>Whisper (WPNON)</b>	N/C		

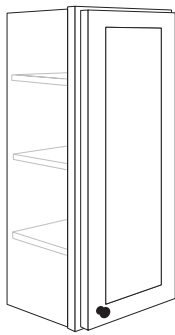
## Notes

ITEM	MODEL	Price	ITEM	MODEL	Price	ITEM	MODEL	Price	
<b>Standard Construction</b> 	SST	N/C	<b>Standard Full-Width Trays and Standard Wood Full-Width Trays</b> 	1WF	\$90	<b>Mullion Glass Door</b> 	MG	\$250	
	SDT	N/C		2WF	\$175		PM	\$200	
	PST	10%		1FT	\$75		Note: Available on the following door styles: Arbor Falls II, Fox Harbor, Glen Arbor, Ralston, Seneca Ridge Square, Somerton Hill Arch, Somerton Hill Square, Spring Valley Arch, Spring Valley Square, Sutton Cliffs Arch, Suttons Cliffs Square, Whitebay II Arch and Whitebay II Square		
	PDT	10%		2FT	\$150				
<b>All Plywood Construction</b> 	ADT	20%	<b>Deluxe Trays</b> 	2DT	\$250	<b>Prairie Glass Door</b> 	PR	\$250	
				4DT	\$475		PP	\$200	
<b>Depth Modification</b> 	9	25%		<b>Deluxe Full-Width Trays</b> 	2DF		\$250	Note: Available on the following door styles: Avenue, Portrait and Tolani	
	12	25%	<b>Glass Doors</b> 		GD	\$175	<b>Matching Interior</b> 	MI	25%
	15	25%			PG	\$125		Price is off of base price	
	18	25%			Note: Available for the following door styles: Avenue, Bayville, Bellingham, Cannonsburg, Fox Harbor, Fusion, Glen Arbor, LaBelle, Portrait, Ralston, Rowan, Seneca Ridge, Somerton Hill, Spring Valley, Sutton Cliffs and Tolani				
	21	25%			<b>Half Depth Shelf</b> 	HDS		N/C	
	24	25%				<b>Full Depth Shelf</b> 		FDS	\$25
<b>Standard Trays and Standard Wood Trays</b> 	1WT	\$65		<b>Drawer Front</b>  	3			\$60	Per drawer front. Available in Tolani door style
	2WT	\$125	5		\$60	Per drawer front. Available in Avenue, Cannonsburg, Portrait, Ralston and Rowan Cherry and Maple door styles			
	3WT	\$185							
	4WT	\$240							
	6WT	\$350							
	1ST	\$50							
	2ST	\$100							
	3ST	\$150							
	4ST	\$200							
	6ST	\$300							

ITEM	MODEL	Price	ITEM	MODEL	Price	ITEM	MODEL	Price
<b>Cabinet Front Only</b>	<b>CFO</b>	-20%						
	Price is off of base price							
<b>Case Only Option</b>	<b>CSO</b>	-20%						
	Price is off of base price							

**Wall Single Door**

Model	1	2	3	4	5	6	7	8	9	10	11	12	13	14	15	16
Specify R or L 12" High																
<b>W1512</b>	144	153	157	175	182	188	200	219	225	232	244	250	257	275	288	307
<b>W1812</b>	157	167	171	191	198	205	218	239	246	253	266	273	280	300	314	334
<b>W2112</b>	171	182	186	208	216	223	238	260	268	275	290	298	305	327	342	364
15" High																
<b>W1515</b>	160	170	174	195	202	209	223	243	250	257	271	278	285	306	320	341
<b>W1815</b>	174	185	190	212	220	227	243	265	273	281	296	303	311	334	349	372
<b>W2115</b>	190	202	207	231	240	248	264	289	298	306	322	331	339	364	380	405
18" High																
<b>W1218</b>	163	173	177	198	206	213	227	248	255	262	276	283	291	312	326	347
<b>W1518</b>	178	188	193	216	224	232	247	270	278	286	301	309	317	340	355	379
<b>W1818</b>	194	205	211	236	244	253	269	295	303	312	328	337	345	370	387	413
<b>W2118</b>	211	224	229	257	266	275	294	321	330	340	358	367	376	404	422	450
<b>W2418</b>	203	215	221	247	256	265	282	309	318	327	344	353	362	388	406	432
23 1/2" High																
<b>W1224</b>	180	191	196	219	227	235	250	274	282	290	305	313	321	344	360	383
<b>W1524</b>	196	208	213	239	247	256	273	299	307	316	333	341	350	375	392	418
<b>W1824</b>	214	227	232	260	270	279	298	325	335	344	363	372	381	409	428	456
<b>W2124</b>	233	247	253	284	294	304	324	355	365	375	395	405	416	446	466	497
<b>W2424</b>	254	270	276	309	320	331	354	387	398	409	431	442	453	486	508	541
30" High																
<b>W930</b>	183	195	199	223	231	239	255	279	287	295	311	319	327	351	367	391
<b>W1230</b>	200	212	217	243	252	261	278	304	313	322	339	348	357	383	400	426
<b>W1530</b>	218	231	237	265	275	284	303	332	341	351	370	379	389	417	436	464
<b>W1830</b>	238	252	258	289	300	310	331	362	372	382	403	413	424	455	475	506
<b>W2130</b>	259	275	282	315	327	338	360	394	405	417	439	450	462	495	518	552
<b>W2430</b>	282	300	307	344	356	368	393	430	442	454	479	491	503	540	565	601
36" High																
<b>W936</b>	209	222	227	255	264	273	291	318	327	336	355	364	373	400	418	446
<b>W1236</b>	228	242	248	278	287	297	317	347	357	367	387	397	406	436	456	486
<b>W1536</b>	249	264	270	303	313	324	346	378	389	400	421	432	443	475	497	529
<b>W1836</b>	271	287	294	330	342	353	377	412	424	436	459	471	483	518	542	577
<b>W2136</b>	295	313	321	359	372	385	411	449	462	475	501	513	526	565	591	629
<b>W2436</b>	322	341	350	392	406	420	448	490	504	518	546	560	574	616	644	686
39" High																
<b>W939</b>	222	236	241	270	280	290	309	338	348	357	376	386	396	425	444	473
<b>W1239</b>	242	257	263	295	305	316	337	368	379	389	410	421	431	463	484	516
<b>W1539</b>	264	280	287	321	333	344	367	401	413	424	447	459	470	505	528	562
<b>W1839</b>	288	305	313	350	363	375	400	438	450	463	488	500	513	550	575	613
<b>W2139</b>	313	332	341	382	395	409	436	477	491	504	531	545	559	600	627	668
<b>W2439</b>	342	362	371	416	431	446	475	520	535	550	579	594	609	653	683	728
42" High																
<b>W942</b>	234	248	254	285	295	305	325	356	366	376	397	407	417	448	468	498
<b>W1242</b>	255	271	277	310	322	333	355	388	399	410	432	443	455	488	510	543
<b>W1542</b>	278	295	302	338	350	363	387	423	435	447	471	483	495	532	556	592
<b>W1842</b>	303	321	329	369	382	395	422	461	474	487	514	527	540	580	606	645
<b>W2142</b>	330	350	359	402	416	431	459	503	517	531	560	574	589	632	660	704
<b>W2442</b>	360	382	391	438	454	469	501	548	563	579	610	626	642	689	720	767



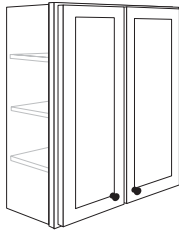
**Wall Double Door**



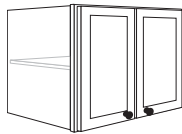
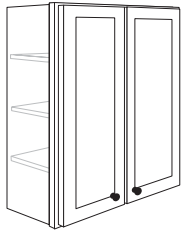
Model	1	2	3	4	5	6	7	8	9	10	11	12	13	14	15	16
12" High																
<b>W2712B</b>	209	222	227	254	264	273	291	318	327	336	354	363	373	400	418	445
<b>W3012</b>	209	222	227	254	264	273	291	318	327	336	354	363	373	400	418	445
<b>W3012B</b>	219	233	239	267	277	286	305	334	343	353	372	382	391	420	439	468
<b>W3312</b>	219	233	239	267	277	286	305	334	343	353	372	382	391	420	439	468
<b>W3312B</b>	230	244	250	281	291	301	321	351	361	371	391	401	411	441	461	491
<b>W3612</b>	230	244	250	281	291	301	321	351	361	371	391	401	411	441	461	491
<b>W3612B</b>	242	257	263	295	305	316	337	368	379	389	410	421	431	463	484	515
<b>W3912</b>	242	257	263	295	305	316	337	368	379	389	410	421	431	463	484	515
<b>W4212</b>	254	270	276	309	320	331	353	387	398	409	431	442	453	486	508	541
<b>W4512</b>	267	283	290	325	336	348	371	406	418	429	452	464	475	510	533	568
<b>W4812</b>	280	297	304	341	353	365	390	426	438	451	475	487	499	536	560	597
15" High																
<b>W2715B</b>	225	239	245	274	284	293	313	342	352	362	382	391	401	430	450	479
<b>W3015</b>	225	239	245	274	284	293	313	342	352	362	382	391	401	430	450	479
<b>W3015B</b>	236	251	257	288	298	308	329	360	370	380	401	411	421	452	473	503
<b>W3315</b>	236	251	257	288	298	308	329	360	370	380	401	411	421	452	473	503
<b>W3315B</b>	248	263	270	302	313	324	345	377	388	399	421	431	442	475	496	528
<b>W3615</b>	248	263	270	302	313	324	345	377	388	399	421	431	442	475	496	528
<b>W3615B</b>	260	276	283	317	328	340	362	396	408	419	442	453	464	498	521	555
<b>W3915</b>	260	276	283	317	328	340	362	396	408	419	442	453	464	498	521	555
<b>W4215</b>	273	290	297	333	345	357	381	416	428	440	464	476	488	523	547	583
<b>W4515</b>	287	305	312	350	362	375	400	437	449	462	487	499	512	549	574	612
<b>W4815</b>	302	320	328	367	380	393	420	459	472	485	511	524	537	577	603	642
18" High																
<b>W2418B</b>	230	245	251	281	291	301	321	351	361	371	391	401	411	441	461	491
<b>W2718B</b>	242	257	263	295	305	316	337	368	379	389	410	421	431	463	484	516
<b>W3018</b>	242	257	263	295	305	316	337	368	379	389	410	421	431	463	484	516
<b>W3018B</b>	254	270	276	309	320	331	354	387	398	409	431	442	453	486	508	541
<b>W3318</b>	254	270	276	309	320	331	354	387	398	409	431	442	453	486	508	541
<b>W3318B</b>	267	283	290	325	336	348	371	406	418	429	452	464	476	510	534	568
<b>W3618</b>	267	283	290	325	336	348	371	406	418	429	452	464	476	510	534	568
<b>W3618B</b>	280	297	305	341	353	365	390	426	438	451	475	487	499	536	560	597
<b>W3918</b>	280	297	305	341	353	365	390	426	438	451	475	487	499	536	560	597
<b>W4218</b>	294	312	320	358	371	384	409	448	460	473	499	512	524	563	588	627
<b>W4518</b>	309	328	336	376	389	403	430	470	483	497	524	537	551	591	618	658
<b>W4818</b>	324	344	353	395	409	423	451	493	508	522	550	564	578	620	649	691
20 1/2" High																
<b>W3021</b>	268	284	291	326	338	350	373	408	419	431	454	466	478	513	536	571
<b>W3021B</b>	281	299	306	343	355	367	392	428	440	453	477	489	502	538	563	599
<b>W3321</b>	281	299	306	343	355	367	392	428	440	453	477	489	502	538	563	599
<b>W3321B</b>	295	313	321	360	373	385	411	450	462	475	501	514	527	565	591	629
<b>W3621</b>	295	313	321	360	373	385	411	450	462	475	501	514	527	565	591	629
<b>W3621B</b>	310	329	337	378	391	405	432	472	486	499	526	540	553	593	620	661
<b>W3921</b>	310	329	337	378	391	405	432	472	486	499	526	540	553	593	620	661
<b>W4221</b>	326	346	354	397	411	425	453	496	510	524	552	567	581	623	652	694
23 1/2" High																
<b>W2424B</b>	275	292	299	335	347	359	383	419	431	443	467	479	491	527	550	586
<b>W2724B</b>	289	307	314	352	364	377	402	440	452	465	490	503	515	553	578	616
<b>W3024</b>	289	307	314	352	364	377	402	440	452	465	490	503	515	553	578	616

**Wall Double Door  
Continued**

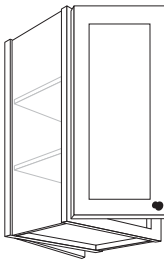
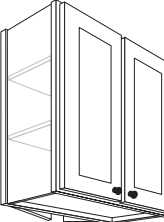
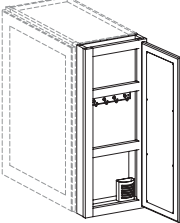
Model	1	2	3	4	5	6	7	8	9	10	11	12	13	14	15	16
<b>W3024B</b>	303	322	330	369	383	396	422	462	475	488	515	528	541	580	607	646
<b>W3324</b>	318	338	346	387	401	415	443	484	498	512	539	553	567	609	636	678
<b>W3324B</b>	334	354	363	407	421	436	465	508	523	537	566	581	595	639	668	712
<b>W3624</b>	319	338	346	388	402	416	443	485	499	513	540	554	568	610	637	679
<b>W3624B</b>	335	355	364	407	422	436	465	509	524	538	567	582	596	640	669	713
<b>W3924</b>	335	355	364	407	422	436	465	509	524	538	567	582	596	640	669	713
<b>W4224</b>	351	373	382	428	443	458	489	535	550	565	596	611	626	672	703	748
<b>W4524</b>	369	391	401	449	465	481	513	561	577	593	625	641	658	706	738	786
<b>W4824</b>	387	411	421	471	488	505	539	589	606	623	657	674	690	741	775	825
27" High																
<b>W3027</b>	306	325	333	373	386	399	426	466	479	492	519	532	545	585	612	652
<b>W3027B</b>	321	341	349	391	405	419	447	489	503	517	545	559	573	615	643	684
<b>W3327</b>	321	341	349	391	405	419	447	489	503	517	545	559	573	615	643	684
<b>W3327B</b>	337	358	367	411	425	440	469	513	528	543	572	587	601	645	675	719
<b>W3627</b>	337	358	367	411	425	440	469	513	528	543	572	587	601	645	675	719
<b>W3627B</b>	354	376	385	431	447	462	493	539	554	570	601	616	631	678	708	755
<b>W3927</b>	354	376	385	431	447	462	493	539	554	570	601	616	631	678	708	755
<b>W4227</b>	372	395	404	453	469	485	517	566	582	598	631	647	663	712	744	792
30" High																
<b>W2430B</b>	307	325	333	373	387	400	427	467	480	493	520	533	547	587	613	653
<b>W2730B</b>	322	342	350	392	406	420	448	490	504	518	546	560	574	616	644	686
<b>W3030</b>	322	342	350	392	406	420	448	490	504	518	546	560	574	616	644	686
<b>W3030B</b>	338	359	368	412	426	441	470	514	529	544	573	588	603	647	676	720
<b>W3330</b>	338	359	368	412	426	441	470	514	529	544	573	588	603	647	676	720
<b>W3330B</b>	355	377	386	432	448	463	494	540	556	571	602	617	633	679	710	756
<b>W3630</b>	355	377	386	432	448	463	494	540	556	571	602	617	633	679	710	756
<b>W3630B</b>	373	395	405	454	470	486	519	567	583	600	632	648	664	713	746	794
<b>W3930</b>	373	395	405	454	470	486	519	567	583	600	632	648	664	713	746	794
<b>W4230</b>	391	415	425	476	494	510	545	596	613	630	664	681	698	749	783	834
<b>W4530</b>	411	436	447	500	518	536	572	625	643	661	697	715	733	786	822	876
<b>W4830</b>	432	458	469	525	544	563	600	657	675	694	732	750	769	825	863	919
36" High																
<b>W2436B</b>	355	377	386	432	448	463	494	541	556	571	602	618	633	680	710	757
<b>W2736B</b>	373	396	405	454	470	487	519	568	584	600	632	649	665	714	746	795
<b>W3036</b>	373	396	405	454	470	487	519	568	584	600	632	649	665	714	746	795
<b>W3036B</b>	392	416	426	477	494	511	545	596	613	630	664	681	698	749	783	834
<b>W3336</b>	392	416	426	477	494	511	545	596	613	630	664	681	698	749	783	834
<b>W3336B</b>	411	436	447	501	519	536	572	626	644	662	697	715	733	787	822	876
<b>W3636</b>	411	436	447	501	519	536	572	626	644	662	697	715	733	787	822	876
<b>W3636B</b>	432	458	469	526	544	563	601	657	676	695	732	751	770	826	864	920
<b>W3936</b>	432	458	469	526	544	563	601	657	676	695	732	751	770	826	864	920
<b>W4236</b>	453	481	493	552	572	591	631	690	710	729	769	788	808	867	907	966
39" High																
<b>W2439B</b>	421	447	458	513	531	549	586	641	659	677	714	732	751	805	842	897
<b>W2739B</b>	401	425	436	488	506	523	558	610	628	645	680	697	715	767	802	854
<b>W3039B</b>	421	447	458	513	531	549	586	641	659	677	714	732	751	805	842	897
<b>W3339B</b>	442	469	481	538	557	577	615	673	692	711	750	769	788	846	884	942
<b>W3639B</b>	464	492	505	565	585	605	646	706	727	747	787	807	827	888	928	989
<b>W3939</b>	487	517	530	593	615	636	678	742	763	784	827	848	869	932	975	1038
<b>W4239</b>	512	543	556	623	645	668	712	779	801	823	868	890	912	979	1024	1090

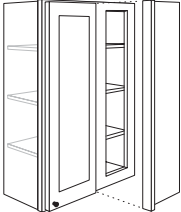
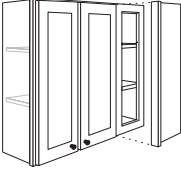
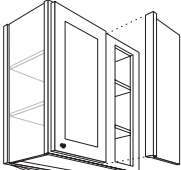
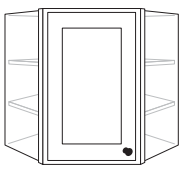


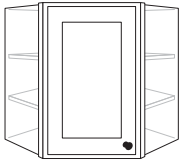
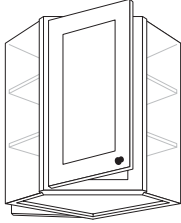
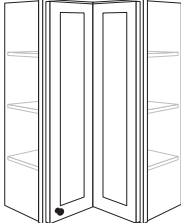
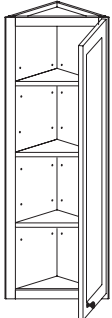
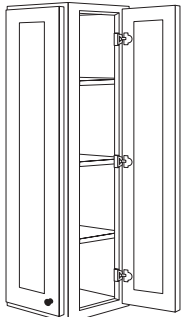
	Model	1	2	3	4	5	6	7	8	9	10	11	12	13	14	15	16	
<b>Wall Double Door Continued</b>	42" High																	
	<b>W2442B</b>	405	429	440	493	510	528	563	616	634	651	686	704	722	774	810	862	
	<b>W2742B</b>	425	451	462	517	536	554	591	647	665	684	721	739	758	813	850	905	
	<b>W3042</b>	425	451	462	517	536	554	591	647	665	684	721	739	758	813	850	905	
	<b>W3042B</b>	446	473	485	543	563	582	621	679	698	718	757	776	795	854	893	951	
	<b>W3342</b>	446	473	485	543	563	582	621	679	698	718	757	776	795	854	893	951	
	<b>W3342B</b>	469	497	509	570	591	611	652	713	733	754	795	815	835	896	937	998	
	<b>W3642</b>	469	497	509	570	591	611	652	713	733	754	795	815	835	896	937	998	
	<b>W3642B</b>	492	522	535	599	620	642	685	749	770	791	834	856	877	941	984	1048	
	<b>W3942</b>	492	522	535	599	620	642	685	749	770	791	834	856	877	941	984	1048	
	<b>W4242</b>	517	548	562	629	651	674	719	786	809	831	876	898	921	988	1033	1101	
<b>Wall Refrigerator</b>	12" High																	
	<b>WR3012</b>	238	253	259	290	300	311	331	363	373	383	404	414	425	456	477	508	
	<b>WR3012B</b>	249	264	270	303	314	324	346	378	389	400	422	433	443	476	497	530	
	<b>WR3312</b>	250	265	272	305	315	326	348	381	392	402	424	435	446	479	500	533	
	<b>WR3312B</b>	230	244	250	281	291	301	321	351	361	371	391	401	411	441	461	491	
	<b>WR3612</b>	263	279	286	320	331	343	365	400	411	423	445	457	468	503	525	560	
	<b>WR3612B</b>	242	257	263	295	305	316	337	368	379	389	410	421	431	463	484	515	
	<b>WR3912</b>	276	293	300	336	348	360	384	420	432	444	468	480	492	528	552	588	
	<b>WR4212</b>	290	307	315	353	365	378	403	441	453	466	491	504	516	554	579	617	
	15" High																	
	<b>WR3015</b>	257	272	279	312	323	335	357	390	401	413	435	446	457	491	513	546	
	<b>WR3015B</b>	268	284	291	326	338	349	373	407	419	431	454	466	477	512	536	570	
	<b>WR3315</b>	269	286	293	328	340	351	375	410	422	433	457	468	480	515	539	574	
	<b>WR3315B</b>	248	263	270	302	313	324	345	377	388	399	421	431	442	475	496	528	
	<b>WR3615</b>	283	300	307	344	357	369	393	430	443	455	480	492	504	541	566	602	
	<b>WR3615B</b>	260	276	283	317	328	340	362	396	408	419	442	453	464	498	521	555	
	<b>WR3915</b>	297	315	323	361	374	387	413	452	465	478	504	516	529	568	594	633	
	18" High																	
	<b>WR3018</b>	276	293	300	336	348	360	384	420	432	444	468	480	492	528	552	588	
	<b>WR3018B</b>	288	306	313	351	363	376	401	438	451	463	488	501	513	551	576	614	
	<b>WR3318</b>	290	307	315	353	365	378	403	441	453	466	491	504	516	554	579	617	
	<b>WR3318B</b>	267	283	290	325	336	348	371	406	418	429	452	464	476	510	534	568	
	<b>WR3618</b>	304	323	331	370	384	397	423	463	476	489	516	529	542	582	608	648	
	<b>WR3618B</b>	280	297	305	341	353	365	390	426	438	451	475	487	499	536	560	597	
	<b>WR3918</b>	319	339	347	389	403	417	444	486	500	514	542	555	569	611	639	680	
	<b>WR4218</b>	335	356	365	408	423	437	467	510	525	539	569	583	598	641	671	714	
	23 1/2" High																	
	<b>WR3624</b>	363	385	395	442	458	474	505	553	569	584	616	632	647	695	726	774	
	<b>WR3624B</b>	335	355	364	407	422	436	465	509	524	538	567	582	596	640	669	713	
	<b>WR3924</b>	381	405	415	464	481	497	531	580	597	614	647	663	680	730	763	813	
	<b>WR4224</b>	400	425	435	488	505	522	557	609	627	644	679	696	714	766	801	853	
	27" High																	
<b>WR3627</b>	385	408	418	468	485	502	535	585	602	619	652	669	686	736	769	819		
<b>WR3627B</b>	354	376	385	431	447	462	493	539	554	570	601	616	631	678	708	755		
<b>WR3927</b>	404	428	439	492	509	527	562	615	632	650	685	702	720	773	808	860		



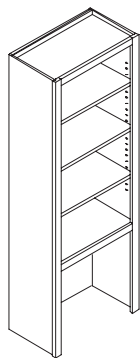


	Model	1	2	3	4	5	6	7	8	9	10	11	12	13	14	15	16
<b>Peninsula Wall Single Door</b> 	18" High																
	<b>PW2418</b>	320	339	348	389	403	417	445	487	500	514	542	556	570	612	639	681
	23 1/2" High																
	<b>PW1824</b>	321	340	349	391	404	418	446	488	502	516	544	558	572	614	642	683
	<b>PW2124</b>	350	371	380	426	441	456	486	532	547	562	593	608	623	669	699	745
	<b>PW2424</b>	381	404	414	464	481	497	530	580	597	613	646	663	679	729	762	812
	30" High																
	<b>PW1830</b>	356	378	387	434	449	465	496	542	558	573	604	620	635	682	713	759
	<b>PW2130</b>	389	412	422	473	490	507	541	591	608	625	659	676	693	743	777	828
	<b>PW2430</b>	423	449	460	516	534	552	589	644	663	681	718	736	755	810	847	902
<b>Peninsula Wall Double Door</b> 	18" High																
	<b>PW2418B</b>	340	361	370	414	429	444	473	518	533	547	577	592	606	651	680	725
	<b>PW3018</b>	381	404	414	464	481	497	530	580	597	613	646	663	679	729	762	812
	<b>PW3018B</b>	394	418	428	479	497	514	548	599	616	634	668	685	702	753	788	839
	<b>PW3618</b>	400	425	435	487	505	522	557	609	626	644	679	696	713	766	800	853
	<b>PW3618B</b>	414	439	450	503	521	539	575	629	647	665	701	719	737	791	827	881
	23 1/2" High																
	<b>PW2424B</b>	406	431	442	495	512	530	565	618	636	654	689	707	724	777	813	866
	<b>PW3024</b>	455	483	495	554	574	594	633	693	712	732	772	792	811	871	910	970
	<b>PW3024B</b>	470	499	511	573	593	613	654	716	736	757	798	818	838	900	941	1002
	<b>PW3624</b>	478	507	520	582	603	623	665	727	748	769	810	831	852	914	956	1018
	<b>PW3624B</b>	494	524	537	601	623	644	687	752	773	794	837	859	880	945	988	1052
	30" High																
	<b>PW2430B</b>	453	480	492	551	571	590	630	689	709	728	768	787	807	866	905	964
	<b>PW3030</b>	507	538	551	617	639	661	706	772	794	816	860	882	904	970	1014	1080
	<b>PW3030B</b>	524	556	570	638	661	684	729	797	820	843	889	911	934	1003	1048	1116
	<b>PW3630</b>	533	565	579	648	671	695	741	810	833	857	903	926	949	1019	1065	1134
	<b>PW3630B</b>	550	584	598	670	694	718	766	837	861	885	933	957	981	1053	1101	1172
	<b>Message Center Wall</b> 	Specify R or L															
<b>MCW1230</b>		430	456	467	523	542	561	598	654	673	692	729	748	767	823	860	916
<b>MCW1236</b>		469	497	509	571	591	611	652	713	734	754	795	815	836	897	937	999
<b>MCW1239</b>		511	542	555	622	644	666	711	777	800	822	866	888	911	977	1022	1088
<b>MCW1242</b>		557	591	605	678	702	726	775	847	872	896	944	968	993	1065	1114	1186

	Model	1	2	3	4	5	6	7	8	9	10	11	12	13	14	15	16
<b>Wall Blind Corner Single Door</b> 	Specify BR or BL 23 1/2" High																
	<b>WBC27/3024 BR or BL</b>	243	258	264	296	306	317	338	370	380	391	412	423	433	465	486	518
	<b>WBC36/3924 BR or BL</b>	302	320	328	368	381	394	420	460	473	486	512	525	538	578	604	643
	30" High																
	<b>WBC24/2730 BR or BL</b>	254	269	276	309	320	331	353	387	398	409	431	442	453	486	508	541
	<b>WBC27/3030 BR or BL</b>	261	277	284	318	329	341	363	398	409	420	443	454	466	500	522	557
	<b>WBC30/3330 BR or BL</b>	289	307	314	352	364	377	402	440	452	465	490	503	515	553	578	616
	<b>WBC33/3630 BR or BL</b>	311	330	338	379	392	406	433	473	487	500	527	541	554	595	622	663
	<b>WBC36/3930 BR or BL</b>	349	370	379	425	440	455	486	531	546	561	592	607	622	668	698	744
	36" High																
	<b>WBC24/2736 BR or BL</b>	294	311	319	357	370	383	408	447	459	472	498	510	523	562	587	625
	<b>WBC27/3036 BR or BL</b>	281	298	305	342	354	366	391	427	440	452	476	488	501	537	562	598
	<b>WBC30/3336 BR or BL</b>	334	354	363	407	421	436	465	508	523	537	566	581	595	639	668	712
	<b>WBC36/3936 BR or BL</b>	403	428	438	491	509	526	561	614	631	649	684	701	719	772	807	859
	39" High																
	<b>WBC24/2739 BR or BL</b>	316	335	343	384	398	412	439	480	494	508	535	549	562	604	631	672
	<b>WBC27/3039 BR or BL</b>	302	320	328	368	381	394	420	459	472	486	512	525	538	577	604	643
	<b>WBC30/3339 BR or BL</b>	359	381	390	437	453	468	500	546	562	578	609	624	640	687	718	765
	<b>WBC36/3939 BR or BL</b>	434	460	471	528	547	565	603	660	679	697	735	754	773	829	867	924
	42" High																
	<b>WBC24/2742 BR or BL</b>	339	360	369	413	428	442	472	516	531	546	575	590	605	649	678	723
	<b>WBC27/3042 BR or BL</b>	325	344	353	395	409	423	452	494	508	522	550	564	578	621	649	691
<b>WBC30/3342 BR or BL</b>	386	409	420	470	487	503	537	587	604	621	654	671	688	738	772	822	
<b>WBC36/3942 BR or BL</b>	466	494	507	567	588	608	648	709	730	750	790	811	831	892	932	993	
<b>Wall Blind Corner Double Door</b> 	Specify BR or BL																
	<b>WBC42/4530 BR or BL</b>	402	426	437	489	507	524	559	612	629	647	682	699	717	769	804	856
	<b>WBC48/5130 BR or BL</b>	442	469	480	538	557	577	615	673	692	711	749	769	788	846	884	942
<b>Peninsula Wall Blind Corner</b> 	Specify BR or BL																
	<b>PWBC24/2730 BR or BL</b>	410	435	445	499	516	534	570	623	641	659	695	712	730	784	819	873
<b>Wall Angle Single Door</b> 	Specify R or L 18" High																
	<b>WA2418</b>	313	332	340	381	395	408	435	476	490	504	531	544	558	599	626	667
	<b>WA2718</b>	336	357	366	410	424	439	468	512	527	541	571	585	600	644	673	717
	30" High																
	<b>WA2430</b>	361	383	392	439	455	471	502	549	565	581	612	628	644	691	722	769
	<b>WA2730</b>	388	412	422	472	489	506	540	591	607	624	658	675	692	742	776	827
	36" High																
<b>WA2436</b>	415	440	451	505	523	541	577	632	650	668	704	722	740	794	830	884	
<b>WA2736</b>	446	473	485	543	563	582	621	679	698	718	756	776	795	853	892	950	

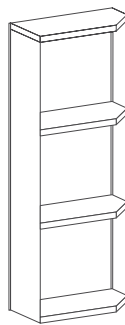
	Model	1	2	3	4	5	6	7	8	9	10	11	12	13	14	15	16
<b>Wall Angle Single Door</b> Continued 	39" High																
	<b>WA2439</b>	442	469	480	538	557	577	615	673	692	711	749	769	788	846	884	942
	<b>WA2739</b>	475	504	516	578	599	620	661	723	744	764	806	826	847	909	950	1012
	42" High																
	<b>WA2442</b>	470	499	511	572	593	613	654	715	736	756	797	817	838	899	940	1001
	<b>WA2742</b>	505	536	549	615	637	659	703	769	791	813	857	879	901	967	1011	1076
<b>Peninsula Wall Angle</b> 	Specify R or L																
	<b>PWA2430</b>	582	618	633	709	734	759	810	886	911	936	987	1012	1038	1114	1164	1240
<b>Wall Easy Reach</b> 	Specify R or L																
	30" High																
	<b>WEZR2430</b>	428	454	465	521	540	558	595	651	670	689	726	744	763	819	856	912
	36" High																
	<b>WEZR2436</b>	495	525	538	602	624	645	688	753	774	796	839	860	882	946	989	1054
	39" High																
<b>WEZR2439</b>	532	564	578	647	670	694	740	809	832	855	902	925	948	1017	1063	1133	
42" High																	
<b>WEZR2442</b>	572	606	621	696	721	746	795	870	895	920	969	994	1019	1093	1143	1218	
<b>Wall Corner Angle</b> 	Specify R or L																
	30" High																
	<b>WCA1230</b>	330	350	359	402	416	430	459	502	517	531	560	574	588	631	660	703
	36" High																
	<b>WCA1236</b>	379	402	412	461	478	494	527	577	593	610	643	659	676	725	758	807
	39" High																
<b>WCA1239</b>	404	429	439	492	509	527	562	615	632	650	685	703	720	773	808	861	
42" High																	
<b>WCA1242</b>	427	453	464	520	538	557	594	650	668	687	724	743	761	817	854	910	
<b>Wall End Corner</b> 	30" High																
	<b>WEC1230</b>	330	350	359	402	416	430	459	502	517	531	560	574	588	631	660	703
	36" High																
	<b>WEC1236</b>	381	405	415	464	481	497	531	580	597	613	647	663	680	730	763	812
	39" High																
	<b>WEC1239</b>	410	435	446	499	517	535	570	624	642	659	695	713	731	784	820	873
42" High																	
<b>WEC1242</b>	441	468	479	537	556	575	613	671	690	709	747	766	786	843	881	939	

**Bookcase Cabinets**



Model	Carton Quantity	Cherry	Hickory	Maple	Red Oak	Textured Laminate	Thermofol
12" High							
<b>BK3012</b>	1	288	N/A	278	248	278	278
<b>BK3612</b>	1	331	N/A	319	285	319	319
23 1/2" High							
<b>BK1524</b>	1	268	259	259	231	259	259
<b>BK1824</b>	1	288	278	278	248	278	278
<b>BK2124</b>	1	310	299	299	267	299	299
<b>BK2424</b>	1	333	321	321	287	321	321
30" High							
<b>BK1530</b>	1	305	295	295	263	295	295
<b>BK1830</b>	1	328	317	317	283	317	317
<b>BK2130</b>	1	353	340	340	304	340	340
<b>BK2430</b>	1	379	366	366	327	366	366
36" High							
<b>BK1536</b>	1	349	337	337	301	337	337
<b>BK1836</b>	1	375	362	362	324	362	362
<b>BK2136</b>	1	403	390	390	348	390	390
<b>BK2436</b>	1	434	419	419	374	419	419
39" High							
<b>BK1539</b>	1	372	360	360	321	360	360
<b>BK1839</b>	1	400	386	386	345	386	386
<b>BK2139</b>	1	430	415	415	371	415	415
<b>BK2439</b>	1	463	447	447	399	447	447
42" High							
<b>BK1542</b>	1	394	381	381	340	381	381
<b>BK1842</b>	1	424	409	409	366	409	409
<b>BK2142</b>	1	456	440	440	393	440	440
<b>BK2442</b>	1	490	473	473	422	473	473
48" High							
<b>BK1848</b>	1	471	455	455	406	455	455
<b>BK2148</b>	1	517	500	500	446	500	500
<b>BK2448</b>	1	570	550	550	491	550	550
54" High							
<b>BK1854</b>	1	509	492	492	439	492	492
<b>BK2154</b>	1	560	540	540	482	540	540
<b>BK2454</b>	1	616	595	595	531	595	595
60" High							
<b>BK1860</b>	1	551	532	532	475	532	532
<b>BK2160</b>	1	605	584	584	522	584	584
<b>BK2460</b>	1	666	643	643	574	643	643


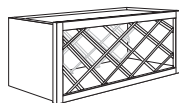
**Solid Wood Wall End Open Shelf**



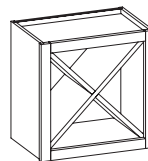
**Wall China Display**



**Wall Lattice**




**Wine Storage Cabinet**



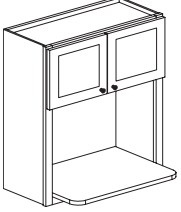
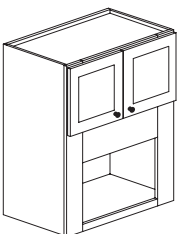
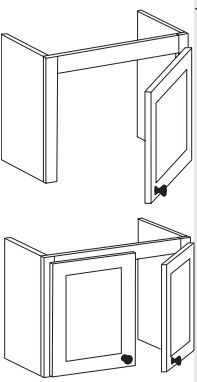
Model	Carton Quantity	Cherry	Hickory	Maple	Red Oak	Textured Laminate	Thermofol
<b>SWEOS30</b>	1	218	211	211	188	211	211
<b>SWEOS36</b>	1	251	242	242	216	242	242
<b>SWEOS42</b>	1	292	282	282	252	282	282
<b>Wall China Display</b>							
<b>WCD3015</b>	1	515	497	497	444	497	497
<b>WCD3615</b>	1	568	548	548	490	548	548
<b>Wall Lattice</b>							
15" High							
<b>WL3015</b>	1	469	452	452	404	452	452
30" High							
<b>WL1530</b>	1	445	430	430	384	430	430
<b>Wine Storage Cabinet</b>							
18" High							
<b>WSC1818</b>	1	512	494	494	441	494	494
23 1/2" High							
<b>WSC2424</b>	1	608	587	587	524	587	587

**Wall Microwave Shelf**



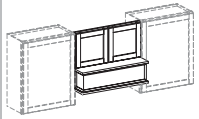
Model	Carton Quantity	Cherry	Hickory	Maple	Red Oak	Textured Laminate	Thermofol
12" Deep							
<b>WMS271812</b>	1	356	344	344	307	344	344
<b>WMS301812</b>	1	375	362	362	323	362	362
15" Deep							
<b>WMS271815</b>	1	412	397	397	355	397	397
<b>WMS301815</b>	1	433	418	418	373	418	418

Model	Carton Quantity	Cherry	Hickory	Maple	Red Oak	Textured Laminate	Thermofol
-------	-----------------	--------	---------	-------	---------	-------------------	-----------

	Model	1	2	3	4	5	6	7	8	9	10	11	12	13	14	15	16
<b>Wall Microwave Shelf Cabinet</b> 	24" Wide																
	<b>WMSC2436B</b>	351	372	382	427	443	458	488	534	549	565	595	610	626	671	702	748
	27" Wide																
	<b>WMSC2730B</b>	351	372	382	427	443	458	488	534	549	565	595	610	626	671	702	748
	<b>WMSC2736B</b>	404	428	439	491	509	526	562	614	632	649	684	702	720	772	807	860
	<b>WMSC2742B</b>	462	490	502	562	583	603	643	703	723	743	783	803	824	884	924	984
<b>Wall Microwave Cabinet</b> 	18" Deep																
	<b>WMC2736B</b>	499	529	542	607	629	651	694	759	781	803	846	868	890	955	998	1063
	<b>WMC3036B</b>	519	551	564	632	654	677	722	790	812	835	880	903	925	993	1038	1106
	<b>WMC2745B</b>	482	511	524	587	608	629	671	733	754	775	817	838	859	922	964	1027
	<b>WMC3045B</b>	501	532	545	610	632	654	697	763	785	806	850	872	894	959	1003	1068
<b>Door Storage Unit</b> 	<b>DOS18</b>	221	234	240	269	279	288	307	336	346	356	375	384	394	423	442	471
	<b>DOS24B</b>	232	246	252	282	293	303	323	353	363	373	393	404	414	444	464	494



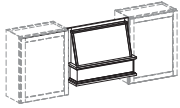
**Matching Mantle  
Hood Front**



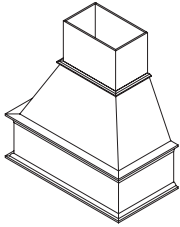
Model	1	2	3	4	5	6	7	8	9	10	11	12	13	14	15	16
<b>MMHF3024</b>	2006	2128	2181	2442	2529	2616	2791	3053	3140	3227	3402	3489	3576	3837	4012	4274
<b>MMHF3024B</b>	2106	2235	2290	2564	2656	2747	2930	3205	3297	3388	3572	3663	3755	4029	4213	4487
<b>MMHF3624</b>	2146	2277	2333	2613	2706	2800	2986	3266	3360	3453	3640	3733	3826	4106	4293	4573
<b>MMHF3624B</b>	2254	2391	2450	2744	2842	2940	3136	3430	3528	3626	3822	3919	4018	4311	4507	4801



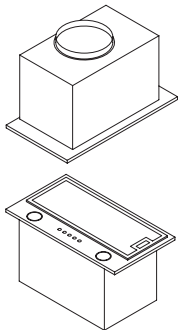
	Model	Carton Quantity	Cherry	Hickory	Maple	Red Oak	Textured Laminate	Thermofol
<b>Range Hood Front</b>	<b>RHF3024</b>	1	871	841	841	751	841	841
	<b>RHF3624</b>	1	932	900	900	804	900	900



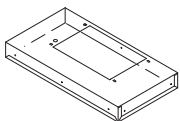
<b>Wall Hood Classic Chimney Plain</b>	<b>WHCC362442P</b>	1	3240	N/A	3128	2793	3128	3128
Not available in Hickory door styles								



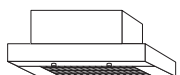
<b>Wall Hood Blower</b>	<b>WHB36-620</b>	1	1421	1421	1421	1421	1421	1421
-------------------------	------------------	---	------	------	------	------	------	------



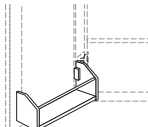
<b>Wall Hood Liner</b>	<b>WHL36</b>	1	259	259	259	259	259	259
------------------------	--------------	---	-----	-----	-----	-----	-----	-----

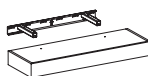


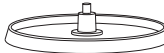
<b>Range Hood Blower and Light Unit</b>	<b>RHB</b>	1	867	867	867	867	867	867
---	------------	---	-----	-----	-----	-----	-----	-----

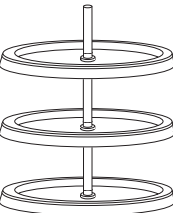


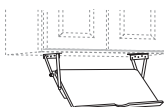
Model	Carton Quantity	Cherry	Hickory	Maple	Red Oak	Textured Laminate	Thermofol
-------	-----------------	--------	---------	-------	---------	-------------------	-----------

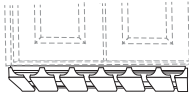
	Model	Carton Quantity	Cherry	Hickory	Maple	Red Oak	Textured Laminate	Thermofol
<b>Door Spice Rack</b> 	<b>DSR12</b>	1	53	53	53	53	53	53
	<b>DSR12-2</b>	2	101	101	101	101	101	101
	<b>DSR15</b>	1	55	55	55	55	55	55
	<b>DSR15-2</b>	2	105	105	105	105	105	105
	<b>DSR18</b>	1	59	59	59	59	59	59
	<b>DSR18-2</b>	2	113	113	113	113	113	113


	Model	Carton Quantity	Cherry	Hickory	Maple	Red Oak	Textured Laminate	Thermofol
<b>Floating Shelves</b> 	<b>FLS24</b>	1	232	224	224	200	224	224
	<b>FLS30</b>	1	256	247	247	221	247	247
	<b>FLS36</b>	1	282	272	272	243	272	272
	<b>FLS42</b>	1	311	300	300	268	300	300

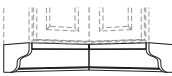
	Model	Carton Quantity	Cherry	Hickory	Maple	Red Oak	Textured Laminate	Thermofol
<b>Lazy Susan Revolving Shelf Kit (One Shelf)</b> 	<b>LS1</b>	1	83	83	83	83	83	83

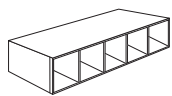
	Model	Carton Quantity	Cherry	Hickory	Maple	Red Oak	Textured Laminate	Thermofol
<b>Lazy Susan Revolving Shelf Kit (Three Shelves)</b> 	<b>LS3</b>	1	168	168	168	168	168	168

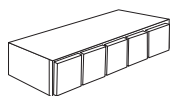
	Model	Carton Quantity	Cherry	Hickory	Maple	Red Oak	Textured Laminate	Thermofol
<b>Cookbook Rack Pull-Down</b> 	<b>CRPD</b>	1	251	251	251	251	251	251

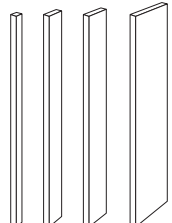
	Model	Carton Quantity	Cherry	Hickory	Maple	Red Oak	Textured Laminate	Thermofol
<b>Stem Glass Holder</b> 	<b>SGH30</b>	1	186	179	179	160	179	179
	<b>SGH30-10</b>	10	1763	1702	1702	1520	1702	1702
	<b>SGH36</b>	1	226	219	219	195	219	219
	<b>SGH36-10</b>	10	2151	2077	2077	1854	2077	2077

	Model	Carton Quantity	Cherry	Hickory	Maple	Red Oak	Textured Laminate	Thermofol
<b>Under Cabinet Shelf</b> 	<b>UCS36</b>	1	295	284	284	254	284	284

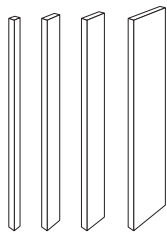
	Model	Carton Quantity	Cherry	Hickory	Maple	Red Oak	Textured Laminate	Thermofol
<b>Under Cabinet Corner Shelf</b> 	<b>UCSC2424</b>	1	429	414	414	370	414	414

	Model	Carton Quantity	Cherry	Hickory	Maple	Red Oak	Textured Laminate	Thermofol
<b>Open Cube Organizer</b> 	<b>OCO18</b>	1	269	260	260	232	260	260
	<b>OCO24</b>	1	280	270	270	241	270	270
	<b>OCO30</b>	1	296	286	286	255	286	286
	<b>OCO36</b>	1	326	314	314	281	314	314

	Model	Carton Quantity	Cherry	Hickory	Maple	Red Oak	Textured Laminate	Thermofol
<b>Spice Drawer Organizer</b> 	<b>SDO18</b>	1	665	642	642	573	642	642
	<b>SDO24</b>	1	691	667	667	596	667	667
	<b>SDO30</b>	1	731	706	706	630	706	706
	<b>SDO36</b>	1	798	770	770	688	770	770

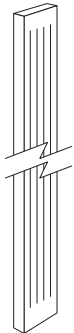
	Model	Carton Quantity	Cherry	Hickory	Maple	Red Oak	Textured Laminate	Thermofol	
<b>Wall Filler</b> 	1" Wide								
	<b>WF1-30</b>	1	16	16	16	14	16	16	
	<b>WF1-30-20</b>	20	309	298	298	266	298	298	
	2" Wide								
	<b>WF2-30</b>	1	25	25	25	22	25	25	
	<b>WF2-30-10</b>	10	242	234	234	209	234	234	
	3" Wide								
	<b>WF3-30</b>	1	38	37	37	33	37	37	
	<b>WF3-30-4</b>	4	145	140	140	125	140	140	
	<b>WF3-36</b>	1	43	41	41	37	41	41	
	<b>WF3-39</b>	1	45	44	44	39	44	44	
	<b>WF3-39-4</b>	4	172	166	166	148	166	166	

**Wall Filler Continued**



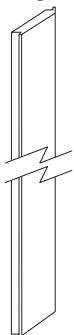
Model	Carton Quantity	Cherry	Hickory	Maple	Red Oak	Textured Laminate	Thermofol
<b>WF3-42</b>	1	48	46	46	41	46	46
<b>WF3-42-4</b>	4	182	176	176	157	176	176
6" Wide							
<b>WF6-30</b>	1	68	66	66	59	66	66
<b>WF6-36</b>	1	72	69	69	62	69	69
<b>WF6-39</b>	1	83	80	80	71	80	80
<b>WF6-42</b>	1	94	91	91	81	91	91

**Wall Fluted Filler**



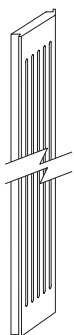
<b>WFF3-12</b>	1	85	82	82	73	88	88
<b>WFF3-15</b>	1	90	87	87	77	93	93
<b>WFF3-18</b>	1	93	90	90	80	96	96
<b>WFF3-24</b>	1	99	96	96	85	102	102
<b>WFF3-30</b>	1	104	101	101	90	108	108
<b>WFF3-36</b>	1	113	109	109	97	117	117
<b>WFF3-39</b>	1	115	111	111	99	119	119
<b>WFF3-42</b>	1	118	114	114	101	122	122

**Filler Angle**



<b>FA3-30</b>	1	82	80	80	71	85	85
<b>FA3-42</b>	1	97	94	94	84	101	101
<b>FA3-60</b>	1	105	102	102	91	109	109

**Fluted Filler Angle**



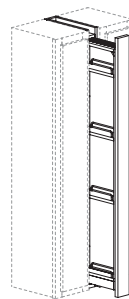
<b>FFA3-30</b>	1	130	125	125	112	134	134
<b>FFA3-36</b>	1	140	135	135	120	144	144
<b>FFA3-39</b>	1	143	138	138	123	148	148
<b>FFA3-42</b>	1	148	143	143	128	153	153

**Wall Filler Corner**



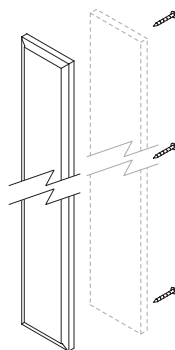
Model	Carton Quantity	Cherry	Hickory	Maple	Red Oak	Textured Laminate	Thermofol
<b>WFC3-30</b>	1	89	86	86	77	86	86
<b>WFC3-42</b>	1	138	133	133	119	133	133

**Wall Pull-Out Filler**



<b>WFP3-30</b>	1	261	252	252	225	252	252
<b>WFP6-30</b>	1	305	295	295	263	295	295

**Filler Overlay**

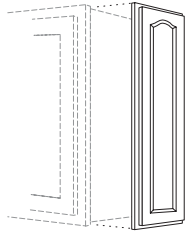


3" Wide							
<b>OL3-12</b>	1	32	N/A	31	28	31	31
<b>OL3-15</b>	1	38	N/A	37	33	37	37
<b>OL3-18</b>	1	43	N/A	42	37	42	42
<b>OL3-21</b>	1	49	N/A	47	42	47	47
<b>OL3-24</b>	1	54	N/A	52	47	52	52
<b>OL3-30</b>	1	59	N/A	57	51	57	57
<b>OL3-36</b>	1	65	N/A	63	56	63	63
<b>OL3-39</b>	1	68	N/A	65	58	65	65
<b>OL3-42</b>	1	70	N/A	68	61	68	68
6" Wide							
<b>OL6-21</b>	1	66	N/A	64	57	64	64
<b>OL6-24</b>	1	77	N/A	75	67	75	75
<b>OL6-30</b>	1	88	N/A	85	76	85	85
<b>OL6-36</b>	1	99	N/A	96	86	96	96
<b>OL6-39</b>	1	104	N/A	101	90	101	101
<b>OL6-42</b>	1	110	N/A	107	95	107	107

Available for all Full Overlay door styles, except Fusion



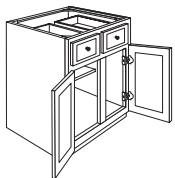
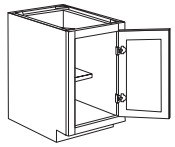
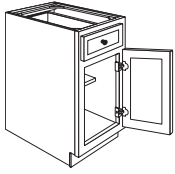
**Matching Wall  
End Panel**

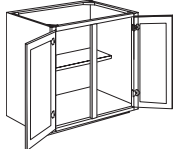
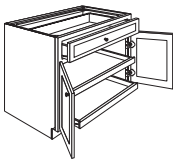
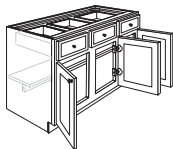
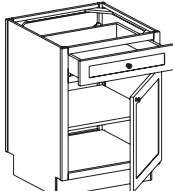
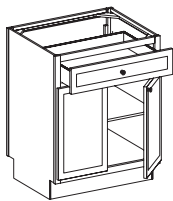


Model	1	2	3	4	5	6	7	8	9	10	11	12	13	14	15	16
11 1/4" wide																
<b>MWEP1230</b>	118	125	128	144	149	154	164	180	185	190	200	205	210	226	236	251
<b>MWEP1236</b>	124	131	135	151	156	162	172	189	194	199	210	215	221	237	248	264
<b>MWEP1239</b>	118	125	128	144	149	154	164	180	185	190	200	205	210	226	236	251
<b>MWEP1242</b>	133	141	145	162	168	174	186	203	209	215	226	232	238	255	267	284

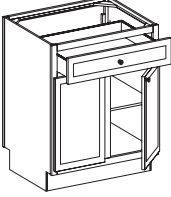



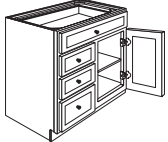
## Notes

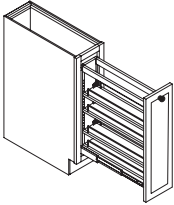
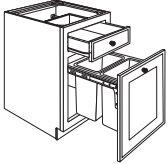
	Model	1	2	3	4	5	6	7	8	9	10	11	12	13	14	15	16	
<b>Base Single Door</b>	Specify R or L																	
	<b>B12</b>	270	286	293	329	340	352	376	411	423	434	458	470	481	517	540	575	
	<b>B15</b>	290	308	316	353	366	379	404	442	454	467	492	505	517	555	581	618	
	<b>B18</b>	312	331	339	380	393	407	434	475	488	502	529	543	556	597	624	665	
	<b>B21</b>	335	356	365	408	423	437	467	510	525	540	569	583	598	642	671	715	
	<b>B24</b>	361	383	392	439	455	470	502	549	564	580	611	627	643	690	721	768	
<b>Base Single Door Full-Height</b>	12" Deep Specify R or L																	
	<b>B1212FH</b>	234	248	254	285	295	305	326	356	366	376	397	407	417	448	468	499	
	<b>B1512FH</b>	252	267	273	306	317	328	350	383	394	405	427	437	448	481	503	536	
	<b>B1812FH</b>	270	287	294	329	341	353	376	411	423	435	459	470	482	517	541	576	
	<b>B2112FH</b>	291	308	316	354	367	379	404	442	455	468	493	506	518	556	581	619	
	<b>B2412FH</b>	312	332	340	380	394	408	435	476	489	503	530	543	557	598	625	666	
	24" Deep Specify R or L																	
	<b>B9FH</b>	229	242	248	278	288	298	318	348	358	368	388	397	407	437	457	487	
	<b>B12FH</b>	246	261	267	299	310	320	342	374	385	395	417	427	438	470	491	523	
	<b>B15FH</b>	264	280	287	322	333	345	367	402	413	425	448	459	471	505	528	563	
	<b>B18FH</b>	284	301	309	346	358	370	395	432	444	457	481	494	506	543	568	605	
	<b>B21FH</b>	305	324	332	372	385	398	425	464	478	491	518	531	544	584	610	650	
	<b>B24FH</b>	328	348	357	399	414	428	457	499	514	528	556	571	585	628	656	699	
	<b>Base Double Door</b>	One Drawer																
<b>B24B</b>		422	448	459	514	532	550	587	642	660	679	715	734	752	807	844	899	
<b>B27B</b>		443	470	482	539	559	578	616	674	693	713	751	770	790	847	886	944	
<b>B30</b>		443	470	482	539	559	578	616	674	693	713	751	770	790	847	886	944	
<b>B30B</b>		465	493	506	566	587	607	647	708	728	748	789	809	829	890	930	991	
<b>B33</b>		465	493	506	566	587	607	647	708	728	748	789	809	829	890	930	991	
<b>B33B</b>		488	518	531	595	616	637	680	743	764	786	828	849	871	934	977	1041	
<b>B36</b>		488	518	531	595	616	637	680	743	764	786	828	849	871	934	977	1041	
<b>B36B</b>		513	544	557	624	647	669	713	780	803	825	870	892	914	981	1026	1093	
<b>B39</b>		513	544	557	624	647	669	713	780	803	825	870	892	914	981	1026	1093	
Two Drawers																		
<b>B42</b>		538	571	585	656	679	702	749	819	843	866	913	936	960	1030	1077	1147	
<b>B45</b>		565	600	615	688	713	737	787	860	885	910	959	983	1008	1082	1131	1205	
<b>B48</b>		594	630	645	723	749	774	826	903	929	955	1007	1032	1058	1136	1187	1265	

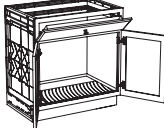
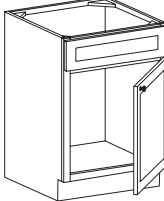
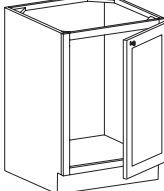
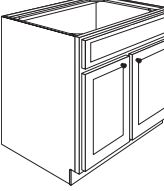


	Model	1	2	3	4	5	6	7	8	9	10	11	12	13	14	15	16	
<b>Base Double Door Full-Height</b> 	12" Deep																	
	<b>B2412BFH</b>	366	388	398	445	461	477	509	557	572	588	620	636	652	700	731	779	
	<b>B2712BFH</b>	384	407	417	467	484	501	534	584	601	618	651	668	685	735	768	818	
	<b>B3012BFH</b>	403	428	438	491	508	526	561	614	631	649	684	701	719	771	806	859	
	<b>B3012FH</b>	384	407	417	467	484	501	534	584	601	618	651	668	685	735	768	818	
	24" Deep																	
	<b>B24BFH</b>	386	409	419	470	486	503	537	587	604	621	654	671	688	738	771	822	
	<b>B27BFH</b>	405	430	440	493	511	528	564	616	634	652	687	704	722	775	810	863	
	<b>B30BFH</b>	425	451	462	518	536	555	592	647	666	684	721	740	758	814	851	906	
	<b>B30FH</b>	403	428	438	491	508	526	561	613	631	649	684	701	719	771	806	859	
	<b>B33BFH</b>	447	474	485	544	563	582	621	680	699	718	757	777	796	854	893	951	
	<b>B33FH</b>	423	449	460	515	534	552	589	644	663	681	718	736	755	810	847	902	
	<b>B36FH</b>	444	472	483	541	560	580	618	676	696	715	754	773	792	850	889	947	
	<b>B36BFH</b>	469	497	510	571	591	612	652	713	734	754	795	815	836	897	938	999	
	<b>B39FH</b>	467	495	507	568	588	609	649	710	730	751	791	812	832	893	933	994	
	<b>B42FH</b>	490	520	533	597	618	639	682	746	767	788	831	852	873	937	980	1044	
	<b>B45FH</b>	515	546	559	626	649	671	716	783	805	828	872	895	917	984	1029	1096	
	<b>B48FH</b>	540	573	587	658	681	705	752	822	846	869	916	940	963	1033	1080	1151	
	<b>Base Butt Door - Full Extension Tray</b> 	<b>BSD30B</b>	437	464	475	532	551	570	608	665	684	703	741	760	779	836	874	931
<b>BSD36B</b>		482	511	524	587	607	628	670	733	754	775	817	838	859	922	964	1026	
Trays pictured are not included in the list price of the cabinet																		
<b>Base Three Door</b> 	<b>B54</b>	607	644	660	739	765	792	845	924	950	976	1029	1056	1082	1161	1214	1293	
<b>Peninsula Base Single Door</b> 	<b>PB18</b>	468	497	509	570	590	610	651	712	733	753	794	814	834	895	936	997	
	<b>PB21</b>	503	534	547	613	634	656	700	766	787	809	853	875	897	962	1006	1072	
	<b>PB24</b>	541	574	588	658	682	705	753	823	847	870	917	941	964	1035	1082	1152	
<b>Peninsula Base Butt Door</b> 	<b>PB24B</b>	623	661	677	758	785	812	867	948	975	1002	1056	1083	1110	1191	1246	1327	
	<b>PB27B</b>	654	694	711	796	825	853	910	995	1024	1052	1109	1137	1166	1251	1308	1393	
	<b>PB30B</b>	721	765	784	878	909	940	1003	1097	1128	1160	1223	1254	1285	1379	1442	1536	
	<b>PB36B</b>	757	803	823	922	955	987	1053	1152	1185	1218	1284	1317	1349	1448	1514	1613	

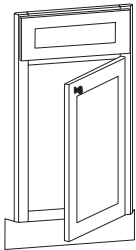
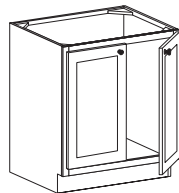
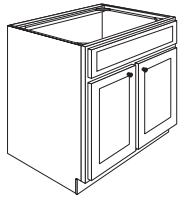





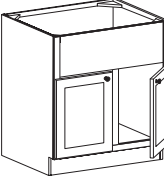
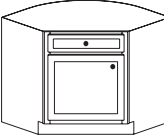
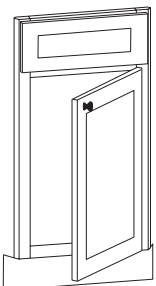
	Model	1	2	3	4	5	6	7	8	9	10	11	12	13	14	15	16	
<b>Peninsula Base Double Door</b>	<b>PB30</b>	698	740	758	849	880	910	971	1062	1092	1122	1183	1213	1244	1335	1395	1486	
	<b>PB36</b>	733	777	796	892	924	956	1019	1115	1147	1179	1242	1274	1306	1401	1465	1561	
																		
<b>Base Pots and Pans Storage</b>	<b>BPPS27-2D</b>	754	800	820	918	951	983	1049	1147	1180	1213	1279	1311	1344	1442	1508	1606	
	<b>BPPS30-2D</b>	811	860	881	987	1022	1057	1128	1233	1269	1304	1374	1410	1445	1551	1621	1727	
	<b>BPPS33-2D</b>	871	924	947	1061	1099	1136	1212	1326	1364	1402	1478	1515	1553	1667	1743	1856	
	<b>BPPS36-2D</b>	937	994	1018	1140	1181	1222	1303	1425	1466	1507	1588	1629	1670	1792	1873	1996	
																		
<b>Base Three Drawer</b>	3/4 Extension Drawer																	
	<b>BD12-3D</b>	379	402	412	461	478	494	527	577	593	610	643	659	676	725	758	807	
	<b>BD15-3D</b>	407	432	443	496	514	531	567	620	638	655	691	709	726	779	815	868	
	<b>BD18-3D</b>	438	465	476	533	552	571	609	666	686	705	743	762	781	838	876	933	
	<b>BD21-3D</b>	471	500	512	573	594	614	655	716	737	757	798	819	839	901	942	1003	
	<b>BD24-3D</b>	506	537	550	616	638	660	704	770	792	814	858	880	902	968	1012	1078	
	<b>BD27-3D</b>	537	570	584	654	677	700	747	817	841	864	911	934	957	1027	1074	1144	
	Full Extension Drawer																	
	<b>BD30-3D</b>	601	638	654	732	758	784	837	915	941	968	1020	1046	1072	1151	1203	1281	
	<b>BD33-3D</b>	674	715	732	820	849	879	937	1025	1054	1084	1142	1171	1201	1289	1347	1435	
	<b>BD36-3D</b>	754	800	820	918	951	984	1050	1148	1181	1214	1279	1312	1345	1443	1509	1607	
																		
<b>Base Four Drawer</b>	<b>BD12-4D</b>	406	431	441	494	512	530	565	618	635	653	688	706	724	777	812	865	
	<b>BD15-4D</b>	436	463	474	531	550	569	607	664	683	702	740	759	778	835	873	930	
	<b>BD18-4D</b>	469	498	510	571	592	612	653	714	734	755	796	816	836	898	938	1000	
	<b>BD21-4D</b>	504	535	548	614	636	658	702	768	789	811	855	877	899	965	1009	1075	
	<b>BD24-4D</b>	542	575	589	660	684	707	754	825	849	872	919	943	967	1037	1084	1155	
	<b>BD27-4D</b>	583	618	634	710	735	760	811	887	912	938	988	1014	1039	1115	1166	1242	
																		
<b>Base Combination Four Drawer</b>	Specify DR or DL																	
	<b>BCD24 DR or DL-4D</b>	519	551	564	632	654	677	722	790	812	835	880	903	925	993	1038	1106	
	<b>BCD30 DR or DL-4D</b>	561	596	610	683	708	732	781	854	879	903	952	976	1001	1074	1123	1196	
	<b>BCD36 DR or DL-4D</b>	607	644	660	739	766	792	845	924	950	977	1030	1056	1082	1161	1214	1293	
																		

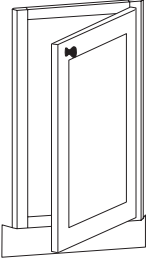
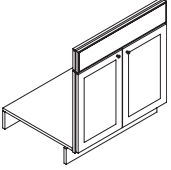
	Model	1	2	3	4	5	6	7	8	9	10	11	12	13	14	15	16
<b>Base Pull-Out</b> 	<b>BPO9</b>	562	596	611	684	709	733	782	855	880	904	953	977	1002	1075	1124	1197
<b>Base Wastebasket Top Mount</b> 	<b>BWBT15</b>	611	648	664	744	770	797	850	930	956	983	1036	1063	1089	1169	1222	1302
	<b>BWBT18</b>	672	713	731	818	847	877	935	1023	1052	1081	1140	1169	1198	1286	1344	1432

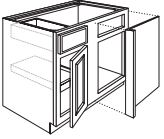
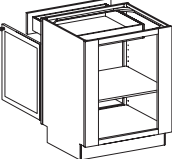
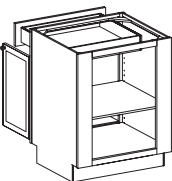
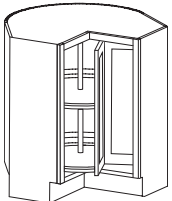
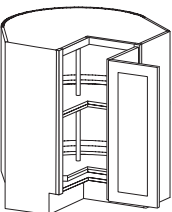
	Model	1	2	3	4	5	6	7	8	9	10	11	12	13	14	15	16	
<b>CoreGuard® Sink Base</b> 	Without Utility Tray																	
	<b>SB30B-CG</b>	610	647	663	743	769	796	849	928	955	981	1034	1061	1087	1167	1220	1300	
	<b>SB33B-CG</b>	622	660	676	757	785	812	866	947	974	1001	1055	1082	1109	1190	1244	1326	
	<b>SB36B-CG</b>	635	673	690	773	800	828	883	966	993	1021	1076	1104	1131	1214	1269	1352	
	With Utility Tray																	
	<b>SB30BUT-CG</b>	648	687	704	789	817	845	902	986	1014	1042	1099	1127	1155	1240	1296	1380	
	<b>SB33BUT-CG</b>	661	701	718	805	833	862	920	1006	1035	1063	1121	1149	1178	1264	1322	1408	
	<b>SB36BUT-CG</b>	674	715	733	821	850	879	938	1026	1055	1085	1143	1172	1202	1290	1348	1436	
<b>Sink Base Single Door</b> 	Specify R or L																	
	<b>SB12</b>	237	251	258	289	299	309	330	361	371	381	402	412	422	453	474	505	
	<b>SB15</b>	255	270	277	310	321	332	354	388	399	410	432	443	454	487	510	543	
	<b>SB18</b>	274	291	298	333	345	357	381	417	429	441	464	476	488	524	548	583	
	<b>SB21</b>	294	312	320	358	371	384	410	448	461	474	499	512	525	563	589	627	
	<b>SB24</b>	317	336	344	385	399	413	440	482	495	509	537	550	564	605	633	674	
	With Utility Tray																	
	<b>SB24UT</b>	342	363	372	416	431	446	476	520	535	550	580	595	610	654	684	729	
<b>Sink Base Single Door Full-Height</b> 	Specify R or L																	
	<b>SB24FH</b>	288	306	313	351	363	376	401	438	451	463	488	501	513	551	576	614	
<b>Sink Base Double Door</b> 	24" Deep																	
	<b>SB24B</b>	363	385	394	442	458	473	505	552	568	584	615	631	647	694	726	773	
	<b>SB27B</b>	381	404	414	464	480	497	530	580	596	613	646	663	679	729	762	812	
	<b>SB30</b>	381	404	414	464	480	497	530	580	596	613	646	663	679	729	762	812	
	<b>SB30B</b>	420	446	457	511	530	548	584	639	657	676	712	731	749	804	840	895	
	<b>SB33</b>	400	424	435	487	504	522	557	609	626	644	678	696	713	765	800	852	
	<b>SB33B</b>	420	446	457	511	530	548	584	639	657	676	712	731	749	804	840	895	
	<b>SB36</b>	420	446	457	511	530	548	584	639	657	676	712	731	749	804	840	895	
	<b>SB36B</b>	441	468	479	537	556	575	614	671	690	710	748	767	786	844	882	940	
	<b>SB39</b>	441	468	479	537	556	575	614	671	690	710	748	767	786	844	882	940	
	<b>SB42</b>	463	491	503	564	584	604	644	705	725	745	785	805	826	886	926	987	
	<b>SB48</b>	511	542	555	622	644	666	710	777	799	821	866	888	910	977	1021	1088	
	27" Deep																	
	<b>SB2727B</b>	398	422	433	485	502	519	554	606	623	640	675	692	709	761	796	848	
	<b>SB3027</b>	398	422	433	485	502	519	554	606	623	640	675	692	709	761	796	848	
	<b>SB3027B</b>	439	466	477	534	553	572	610	668	687	706	744	763	782	839	878	935	
	<b>SB3327</b>	418	443	454	509	527	545	581	636	654	672	709	727	745	799	836	890	
	<b>SB3327B</b>	439	466	477	534	553	572	610	668	687	706	744	763	782	839	878	935	
	<b>SB3627</b>	439	466	477	534	553	572	610	668	687	706	744	763	782	839	878	935	
	<b>SB3627B</b>	461	489	501	561	581	601	641	701	721	741	781	801	821	881	921	982	
<b>SB4227</b>	484	513	526	589	610	631	673	736	757	778	820	841	862	925	968	1031		

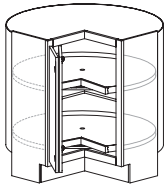
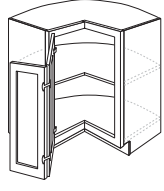

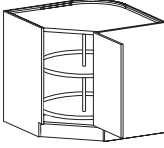
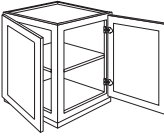
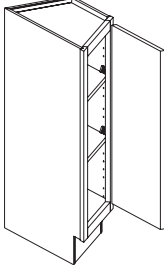
Model	1	2	3	4	5	6	7	8	9	10	11	12	13	14	15	16
<b>Sink Base Double Door Continued</b>	24" Deep With Utility Tray															
<b>SB24BUT</b>	370	392	402	450	466	482	515	563	579	595	627	643	659	708	740	788
<b>SB27BUT</b>	418	443	454	509	527	545	582	636	654	672	709	727	745	800	836	891
<b>SB30UT</b>	418	443	454	509	527	545	582	636	654	672	709	727	745	800	836	891
<b>SB30BUT</b>	439	466	477	534	553	572	611	668	687	706	744	763	782	840	878	935
<b>SB33UT</b>	439	466	477	534	553	572	611	668	687	706	744	763	782	840	878	935
<b>SB33BUT</b>	461	489	501	561	581	601	641	701	721	741	781	801	822	882	922	982
<b>SB36UT</b>	461	489	501	561	581	601	641	701	721	741	781	801	822	882	922	982
<b>SB36BUT</b>	484	513	526	589	610	631	673	736	757	778	821	842	863	926	968	1031
<b>SB39UT</b>	484	513	526	589	610	631	673	736	757	778	821	842	863	926	968	1031
<b>SB42UT</b>	508	539	552	619	641	663	707	773	795	817	862	884	906	972	1016	1082
<b>SB48UT</b>	560	594	609	682	706	731	779	852	877	901	950	974	999	1072	1120	1193
	27" Deep With Utility Tray															
<b>SB2727BUT</b>	434	460	472	528	547	566	604	660	679	698	736	755	774	830	868	925
<b>SB3027UT</b>	434	460	472	528	547	566	604	660	679	698	736	755	774	830	868	925
<b>SB3027BUT</b>	478	508	520	583	603	624	666	728	749	770	811	832	853	915	957	1019
<b>SB3327UT</b>	456	483	495	555	575	594	634	693	713	733	773	793	812	872	911	971
<b>SB3327BUT</b>	478	508	520	583	603	624	666	728	749	770	811	832	853	915	957	1019
<b>SB3627UT</b>	478	508	520	583	603	624	666	728	749	770	811	832	853	915	957	1019
<b>SB3627BUT</b>	502	533	546	612	633	655	699	765	786	808	852	874	896	961	1005	1070
<b>SB4227UT</b>	528	560	573	642	665	688	734	803	826	849	895	917	940	1009	1055	1124
<b>Sink Base Double Door Full-Height</b>	<b>SB24BFH</b>															
	332	352	361	404	418	433	462	505	519	534	563	577	591	635	664	707
	<b>SB27BFH</b>															
	348	370	379	424	439	454	485	530	545	560	591	606	621	666	697	742
	<b>SB30FH</b>															
	364	386	396	443	459	475	506	554	570	586	617	633	649	696	728	776
	<b>SB30BFH</b>															
	384	407	417	468	484	501	534	584	601	618	651	668	685	735	768	818
	<b>SB33FH</b>															
	364	386	396	443	459	475	506	554	570	586	617	633	649	696	728	776
	<b>SB33BFH</b>															
	384	407	417	468	484	501	534	584	601	618	651	668	685	735	768	818
	<b>SB36FH</b>															
	382	406	416	465	482	499	532	582	598	615	648	665	681	731	764	814
	<b>SB36BFH</b>															
	403	428	438	491	508	526	561	614	631	649	684	701	719	771	807	859
	<b>SB39FH</b>															
	401	426	436	489	506	523	558	611	628	646	681	698	715	768	803	855
	<b>SB42FH</b>															
	421	447	458	513	531	550	586	641	660	678	715	733	751	806	843	898
	<b>SB48FH</b>															
	465	493	505	566	586	606	646	707	727	747	788	808	828	889	929	990
<b>Sink Front Single Door</b>	Specify R or L															
<b>SF24</b>	228	242	248	278	288	298	318	348	357	367	387	397	407	437	457	487



	Model	1	2	3	4	5	6	7	8	9	10	11	12	13	14	15	16
Sink Front Single Door Full-Height	SF24FH	234	248	254	285	295	305	325	356	366	376	396	407	417	447	468	498
																	
Sink Front Double Door	SF24B	296	314	322	360	373	386	412	451	463	476	502	515	528	566	592	631
	SF30	305	324	332	371	385	398	424	464	477	491	517	530	544	583	610	650
	SF30B	333	353	362	405	420	434	463	507	521	536	565	579	594	637	666	710
	SF36	330	350	359	402	416	430	459	502	516	531	559	574	588	631	660	703
	SF36B	346	367	377	422	437	452	482	527	542	557	587	602	617	663	693	738
																	
Sink Front Double Door Full-Height	SF24BFH	271	287	294	330	341	353	377	412	424	435	459	471	483	518	541	577
	SF30FH	289	306	314	351	364	376	402	439	452	464	489	502	515	552	577	615
	SF30BFH	305	323	331	371	384	397	424	463	477	490	516	530	543	583	609	649
	SF36FH	300	318	326	365	379	392	418	457	470	483	509	522	535	574	600	640
	SF36BFH	317	336	344	386	399	413	441	482	496	509	537	551	565	606	633	675
																	
Deep Sink Base	DSB30	507	538	551	617	639	661	705	772	794	816	860	882	904	970	1014	1080
	DSB33	537	570	584	654	678	701	748	818	841	865	911	935	958	1028	1075	1145
	DSB36	570	604	619	694	718	743	793	867	892	916	966	991	1015	1090	1139	1214
																	
Sink Base Angle	Specify R or L																
	SBA36	272	289	296	331	343	355	378	414	426	438	461	473	485	520	544	579
	SBA42	300	318	326	365	378	391	417	456	469	482	509	522	535	574	600	639
																	
Sink Front Angle	Specify R or L																
	SFA36	247	262	268	301	311	322	344	376	387	397	419	430	440	473	494	526
	SFA39	259	275	282	316	327	338	361	395	406	417	440	451	462	496	519	553
	SFA42	272	289	296	332	343	355	379	414	426	438	462	474	485	521	545	580
																	

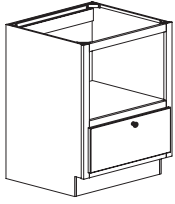
	Model	1	2	3	4	5	6	7	8	9	10	11	12	13	14	15	16
<b>Sink Front Angle Full-Height</b> 	<b>SFA36FH</b>	236	250	257	287	298	308	328	359	369	380	400	410	421	451	472	503
<b>Removable Sink Front Double Door</b> 	<b>RSF30B</b>	366	389	398	446	462	478	510	558	574	590	621	637	653	701	733	781
	<b>RSF33B</b>	381	404	414	464	481	497	530	580	597	613	646	663	679	729	762	812
	<b>RSF36B</b>	396	420	431	483	500	517	551	603	620	638	672	689	707	758	793	844
	<b>RSF42</b>	408	433	444	497	515	533	568	621	639	657	692	710	728	781	817	870

	Model	1	2	3	4	5	6	7	8	9	10	11	12	13	14	15	16
<b>Base Blind Corner</b> 	Specify BR or BL																
	<b>BBC36/39 BR or BL</b>	346	367	376	421	436	451	481	527	542	557	587	602	617	662	692	737
	<b>BBC39/42 BR or BL</b>	372	395	404	453	469	485	517	566	582	598	631	647	663	712	744	792
	<b>BBC42/45 BR or BL</b>	400	424	435	487	504	522	556	608	626	643	678	695	713	765	800	852
	<b>BBC45/48 BR or BL</b>	430	456	467	523	542	561	598	654	673	691	729	748	766	822	860	916
	<b>BBC48/51 BR or BL</b>	462	490	502	563	583	603	643	703	723	743	784	804	824	884	924	984
<b>Peninsula Base Single Door Blind Corner</b> 	Specify R or L																
	<b>PBBC24/27</b>	443	470	482	539	559	578	616	674	693	713	751	770	790	847	886	944
<b>Peninsula Base Butt Door Blind Corner</b> 	<b>PBBC24/27B</b>	499	529	542	607	629	651	694	759	781	803	846	868	890	955	998	1063
<b>Base Lazy Susan</b> 	<b>BLS36</b>	565	599	614	688	712	N/A	786	860	884	909	N/A	N/A	N/A	1081	N/A	N/A
	Available in traditional overlay door styles only																
<b>Base Corner Revolving</b> 	Specify R or L																
	<b>BCR33</b>	558	592	607	679	704	728	776	849	873	898	946	970	995	1067	1116	1189
	<b>BCR36</b>	586	622	637	713	739	764	815	892	917	943	994	1019	1044	1121	1172	1248

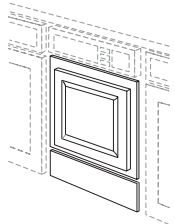
	Model	1	2	3	4	5	6	7	8	9	10	11	12	13	14	15	16
<b>Base Corner Revolving Wood Lazy Susan</b> 	Specify R or L																
	<b>BCR36WLS</b>	733	778	797	892	924	956	1020	1115	1147	1179	1243	1275	1307	1402	1466	1562
<b>Base Corner Fixed Shelf</b> 	Specify R or L																
	<b>BCFS36</b>	454	482	493	553	572	592	632	691	711	730	770	790	809	869	908	967
<b>Base Corner Angle Butt Full-Height</b> 	<b>BCA24BFH</b>	462	490	502	562	583	603	643	703	723	743	783	803	824	884	924	984
	Specify R or L																
<b>Base Angle Revolving</b> 	Specify R or L																
	<b>BAR36</b>	657	697	714	800	828	857	914	1000	1028	1057	1114	1143	1171	1257	1314	1400
<b>Base End Corner Full-Height</b> 	<b>BEC24FH</b>	462	490	502	562	583	603	643	703	723	743	783	803	824	884	924	984
	Specify R or L																
<b>Base End Angle Full-Height</b> 	Specify R or L																
	<b>BEA12FH R or L</b>	297	315	323	362	374	387	413	452	465	478	504	517	529	568	594	633



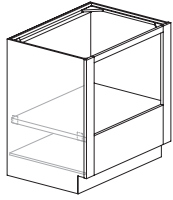
	Model	1	2	3	4	5	6	7	8	9	10	11	12	13	14	15	16
<b>Base Microwave Cabinet</b>	<b>BMC24</b>	507	538	551	617	639	661	705	772	794	816	860	882	904	970	1014	1080
	<b>BMC27</b>	545	578	592	664	687	711	758	829	853	877	924	948	972	1043	1090	1161
	<b>BMC30</b>	586	622	637	713	739	764	815	892	917	943	994	1019	1044	1121	1172	1248



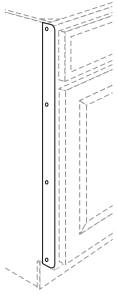
<b>Decorative Dishwasher Panel</b>	<b>DDWP</b>	212	225	230	258	267	277	295	323	332	341	359	369	378	406	424	452
	Not available in Arch door styles																



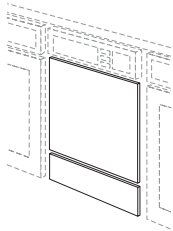
	Model	Carton Quantity	Cherry	Hickory	Maple	Red Oak	Textured Laminate	Thermofol
<b>Base Oven Cabinet Universal</b>	<b>BOCU30</b>	1	618	N/A	597	533	597	597
	<b>BOCU33</b>	1	680	N/A	657	586	657	657
	Not available in Hickory door styles							



<b>Heat Shield</b>	<b>HSD</b>	1	N/A	N/A	47	N/A	N/A	47
--------------------	------------	---	-----	-----	----	-----	-----	----



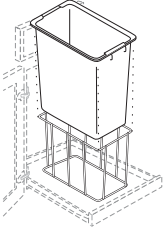
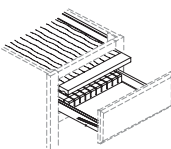
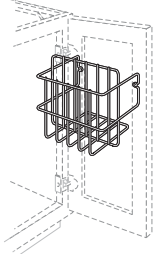
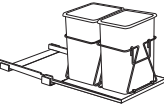
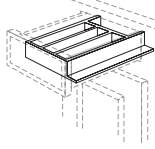
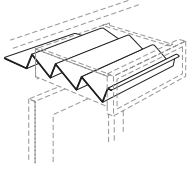
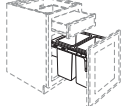
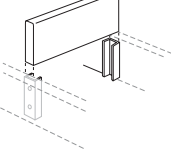
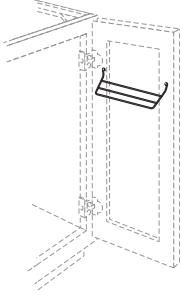
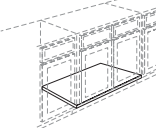
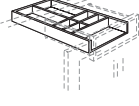
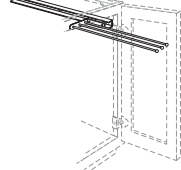
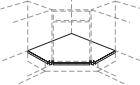
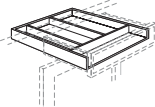
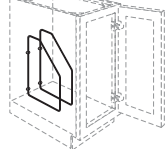
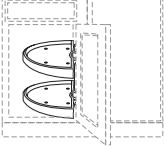
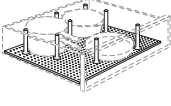
<b>Dishwasher Panel</b>	<b>DWP</b>	1	92	88	88	79	40	40
	<b>DWP-4</b>	4	348	336	336	300	150	150



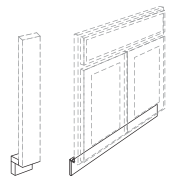
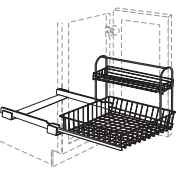
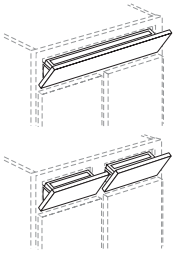
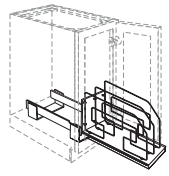
<b>Drop-In Range Panel</b>	<b>DIP30</b>	1	129	124	124	111	124	124
----------------------------	--------------	---	-----	-----	-----	-----	-----	-----



	Model	Carton Quantity	Cherry	Hickory	Maple	Red Oak	Textured Laminate	Thermofol

ITEM	MODEL	Qty	Price	ITEM	MODEL	Qty	Price	ITEM	MODEL	Qty	Price	
Base Wastebasket Floor Mount Kit Single 	BWBFMK	1	102	Knife Section Cutting Center Kit 	KSCCK15	1	208	Foil Box Rack 	FBRK18	1	59	
					KSCCK18	1	224					
					KSCCK21	1	260					
					KSCCK24	1	297					
Base Wastebasket Floor Mount Kit Double 	BWBFMK-2	1	410	Cutlery Divider 	CDI18	1	36	Spice Drawer Insert Kit 	SDIK15	1	175	
					CDI18-12	12	410					
Base Wastebasket Top Mount Kit 	BWBTK15	1	330	Drawer Partition Kit 	DPK	1	37		Towel Bar 	TB	1	36
	BWBTK18-2	1	376									
Sink Front Bottom 	SFB2336	1	66	Drawer Organizer Kit Narrow 	DOKN	1	71	Sliding Towel Bar - Chrome 	STB	1	90	
Sink Front Diagonal Bottom 	SFDB4242	1	99	Drawer Organizer Kit Wide 	DOKW	1	85	Wire Tray Divider Kit 	WTDK16	1	53	
										WTDK16-5PR	5	252
Base Swing-Out Shelves 	BSOS42	1	329	Pegged Deep Drawer Organizer 	PDDO30	1	167					
	BSOS42-3	3	938		PDDO36	1	177					
	BSOS45	1	352									
	BSOS45-3	3	1003									

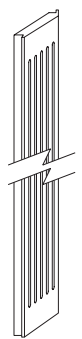
ITEM	MODEL	Qty	Price	ITEM	MODEL	Qty	Price	ITEM	MODEL	Qty	Price
<b>Wire Tray Divider Roll-Out</b>	WTDR09	1	237								
	WTDR012	1	261								
<b>Utility Tray Kit</b>	UTK12	1	54								
	UTK12-20PR	20	1026								
	UTK22	1	54								
	UTK22-20	20	1026								
<b>Under Sink Tote</b>	UST15	1	178								
<b>Toe Kick Backer</b>	TKBK6	1	21								
	TKBK36	1	119								




	Model	Carton Quantity	Cherry	Hickory	Maple	Red Oak	Textured Laminate	Thermofol
<b>Base Filler</b>	<b>BF3</b>	1	38	37	37	33	37	37
	<b>BF6</b>	1	68	66	66	59	66	66



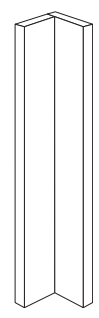
	Model	Carton Quantity	Cherry	Hickory	Maple	Red Oak	Textured Laminate	Thermofol
<b>Fluted Filler Angle</b>	<b>FFA3-30</b>	1	130	125	125	112	134	134



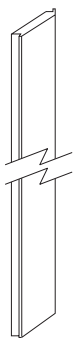
<b>Base Fluted Filler</b>	<b>BFF3</b>	1	109	105	105	94	113	113
---------------------------	-------------	---	-----	-----	-----	----	-----	-----



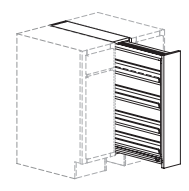
<b>Base Filler Corner</b>	<b>BFC3</b>	1	89	86	86	77	86	86
---------------------------	-------------	---	----	----	----	----	----	----



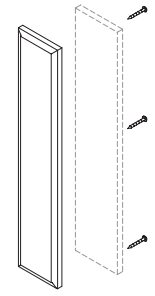
<b>Filler Angle</b>	<b>FA3-30</b>	1	82	80	80	71	85	85
---------------------	---------------	---	----	----	----	----	----	----



<b>Base Filler Pull-Out</b>	<b>BFP3</b>	1	324	312	312	279	312	312
	<b>BFP6</b>	1	427	412	412	368	412	412

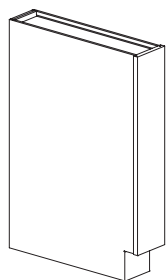


<b>Filler Overlay</b>	<b>OL3-30</b>	1	59	N/A	57	51	57	57
	<b>OL6-30</b>	1	88	N/A	85	76	85	85



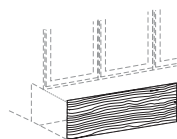
Overlays (OL) available for all full overlay door styles except Fusion. Order separately

**Base Box**



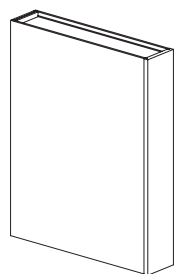
Model	Carton Quantity	Cherry	Hickory	Maple	Red Oak	Textured Laminate	Thermofol
<b>BB3-2434</b>	1	382	N/A	368	329	368	368
<b>BB6-2434</b>	1	534	N/A	516	461	516	516

**Toe Kick Cover - Veneer**



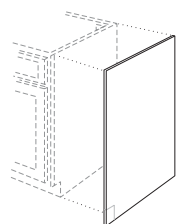
Model	Carton Quantity	Cherry	Hickory	Maple	Red Oak	Textured Laminate	Thermofol
<b>TKCV8</b>	1	25	25	25	25	25	N/A
<b>TKCV8-4</b>	4	95	95	95	95	95	N/A

**Base Column**



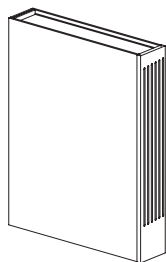
15" Deep							
<b>BC3-1534</b>	1	413	N/A	399	356	399	399
<b>BC6-1534</b>	1	578	N/A	558	498	558	558
27" Deep							
<b>BC3-2734</b>	1	591	N/A	570	509	570	570
<b>BC6-2734</b>	1	822	N/A	793	708	793	793

**Base End Panel**




Veneer							
<b>BEP</b>	1	96	93	93	83	42	42
<b>BEP-6</b>	6	549	530	530	473	237	237
Textured Laminate							
<b>BEP-TL</b>	1	N/A	N/A	N/A	N/A	42	N/A
<b>BEP-TL-6</b>	6	N/A	N/A	N/A	N/A	237	N/A

**Base Column Fluted**



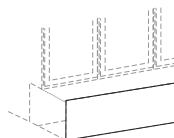
15" Deep							
<b>BCF6-1534</b>	1	425	N/A	411	367	411	411
27" Deep							
<b>BCF6-2734</b>	1	603	N/A	582	520	582	582

**Base End Panel Filler**

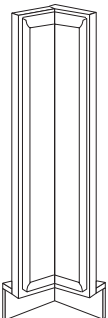
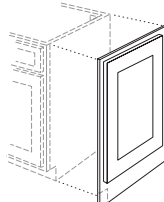


Solid Wood Field Notch							
<b>BEPF3-34</b>	1	118	114	114	102	114	114
<b>BEPF3-34-2</b>	2	225	217	217	194	217	217
<b>BEPF6-34</b>	1	239	231	231	206	231	231
Solid Wood Factory Notched Specify R or L							
<b>BEPF3-34</b>	1	118	114	114	102	114	114
Textured Laminate Field Notched							
<b>BEPF3-34-TL</b>	1	N/A	N/A	N/A	N/A	114	N/A
<b>BEPF3-34-TL-2</b>	2	N/A	N/A	N/A	N/A	217	N/A
<b>BEPF6-34-TL</b>	1	N/A	N/A	N/A	N/A	231	N/A

**Toe Kick Cover - Laminate**




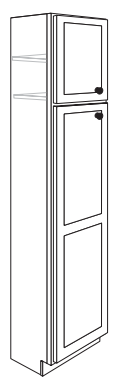
Laminate 1/8" Thick							
<b>TKCL8</b>	1	21	21	21	21	21	21
<b>TKCL8-4</b>	4	80	80	80	80	80	80
Textured Laminate 3/16" Thick							
<b>TKCL8-TL</b>	1	N/A	N/A	N/A	N/A	21	N/A
<b>TKCL8-TL-4</b>	4	N/A	N/A	N/A	N/A	80	N/A

Model	1	2	3	4	5	6	7	8	9	10	11	12	13	14	15	16
<b>Base Filler Corner Overlay</b>	Overlays (OL) available for all full overlay door styles except Fusion. Order separately															
<b>BFOLC3</b>	N/A	N/A	N/A	125	N/A	134	143	157	N/A	166	175	179	184	197	206	219
																
<b>Matching Base End Panel</b>	Overlays (OL) available for all full overlay door styles except Fusion. Order separately															
<b>MBEP2434</b>	203	215	221	247	256	265	282	309	318	327	344	353	362	388	406	432
																

## Notes


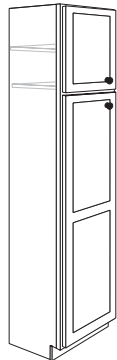


**Tall Utility Cabinet 12" Deep**



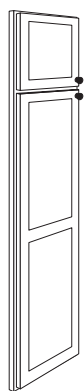
Model	1	2	3	4	5	6	7	8	9	10	11	12	13	14	15	16
Specify R or L 84" High																
<b>U1584</b>	513	544	558	625	647	669	714	781	803	825	870	892	914	981	1026	1093
<b>U1884</b>	564	599	613	687	712	736	785	859	883	908	957	981	1006	1080	1129	1202
<b>U2484</b>	683	724	742	831	861	891	950	1039	1069	1098	1158	1187	1217	1306	1366	1455
<b>U2484B</b>	663	703	721	807	836	865	922	1009	1038	1066	1124	1153	1182	1268	1326	1412
<b>U3084B</b>	759	805	825	924	957	990	1056	1155	1188	1221	1287	1320	1353	1452	1518	1617
<b>U3684B</b>	869	922	945	1058	1096	1133	1209	1322	1360	1398	1474	1511	1549	1662	1738	1851
90" High																
<b>U1590</b>	535	568	582	651	675	698	744	814	837	861	907	930	954	1023	1070	1140
<b>U1890</b>	589	624	640	716	742	768	819	896	921	947	998	1023	1049	1126	1177	1254
<b>U2490</b>	712	755	774	867	898	929	991	1084	1115	1146	1207	1238	1269	1362	1424	1517
<b>U2490B</b>	689	731	749	839	869	899	959	1049	1079	1109	1169	1198	1228	1318	1378	1468
<b>U3090B</b>	789	837	858	961	995	1029	1098	1201	1235	1269	1338	1372	1406	1509	1578	1681
<b>U3690B</b>	903	958	982	1100	1139	1178	1257	1375	1414	1453	1532	1571	1610	1728	1807	1924
93" High																
<b>U1593</b>	545	578	592	663	687	711	758	829	853	877	924	948	972	1043	1090	1161
<b>U1893</b>	600	636	652	730	756	782	834	912	938	964	1017	1043	1069	1147	1199	1277
<b>U2493</b>	725	770	789	883	915	946	1009	1104	1135	1167	1230	1262	1293	1388	1451	1545
<b>U2493B</b>	762	808	828	927	960	993	1060	1159	1192	1225	1292	1325	1358	1457	1523	1623
<b>U3093B</b>	805	854	875	980	1015	1050	1120	1225	1260	1295	1365	1400	1435	1540	1610	1715
<b>U3693B</b>	922	978	1002	1122	1162	1202	1282	1402	1443	1483	1563	1603	1643	1763	1843	1963
96" High																
<b>U1596</b>	555	589	603	676	700	724	772	845	869	893	941	965	989	1062	1110	1182
<b>U1896</b>	611	648	664	743	770	796	849	929	956	982	1035	1062	1088	1168	1221	1301
<b>U2496</b>	739	784	803	899	931	963	1028	1124	1156	1188	1253	1285	1317	1413	1477	1574
<b>U2496B</b>	718	762	780	874	905	936	999	1093	1124	1155	1217	1249	1280	1373	1436	1530
<b>U3096B</b>	822	872	894	1001	1036	1072	1144	1251	1287	1322	1394	1430	1465	1572	1644	1751
<b>U3696B</b>	941	998	1023	1146	1187	1227	1309	1432	1473	1514	1596	1637	1678	1800	1882	2005

**Tall Utility Cabinet 24" Deep**




Model	1	2	3	4	5	6	7	8	9	10	11	12	13	14	15	16
Specify R or L 84" High																
<b>U158424</b>	590	626	641	718	744	770	821	898	923	949	1000	1026	1052	1129	1180	1257
<b>U188424</b>	649	689	705	790	818	846	903	988	1016	1044	1101	1129	1157	1242	1298	1383
<b>U248424</b>	785	833	854	956	990	1024	1093	1195	1229	1263	1332	1366	1400	1502	1571	1673
<b>U248424B</b>	762	808	828	927	960	993	1060	1159	1192	1225	1292	1325	1358	1457	1523	1623
<b>U308424B</b>	872	925	948	1062	1100	1137	1213	1327	1365	1403	1479	1516	1554	1668	1744	1858
<b>U368424B</b>	998	1059	1085	1215	1259	1302	1389	1519	1563	1606	1693	1736	1780	1910	1997	2127
90" High																
<b>U159024</b>	614	651	667	747	774	801	854	934	961	988	1041	1068	1095	1175	1228	1308
<b>U189024</b>	675	717	734	822	852	881	940	1028	1057	1087	1145	1175	1204	1292	1351	1439
<b>U249024</b>	817	867	888	995	1030	1066	1137	1244	1279	1315	1386	1421	1457	1563	1634	1741
<b>U249024B</b>	792	840	861	964	999	1033	1102	1206	1240	1274	1343	1378	1412	1515	1584	1688
<b>U309024B</b>	907	962	986	1104	1144	1183	1262	1380	1420	1459	1538	1577	1617	1735	1814	1932
<b>U369024B</b>	1038	1102	1129	1264	1309	1354	1445	1580	1625	1671	1761	1806	1851	1987	2077	2212
93" High																
<b>U159324</b>	625	663	679	761	788	815	870	951	978	1005	1060	1087	1114	1196	1250	1332
<b>U189324</b>	688	729	747	837	867	897	957	1046	1076	1106	1166	1196	1226	1315	1375	1465
<b>U249324</b>	832	883	904	1013	1049	1085	1157	1266	1302	1338	1411	1447	1483	1591	1664	1772
<b>U249324B</b>	873	927	949	1063	1101	1139	1215	1329	1367	1405	1481	1519	1557	1671	1747	1861
<b>U309324B</b>	926	982	1007	1127	1168	1208	1288	1409	1449	1490	1570	1610	1651	1771	1852	1973
<b>U369324B</b>	1060	1125	1152	1291	1337	1383	1475	1613	1659	1706	1798	1844	1890	2028	2120	2259
96" High																
<b>U159624</b>	638	677	694	777	804	832	888	971	999	1026	1082	1110	1137	1220	1276	1359
<b>U189624</b>	702	745	763	854	885	915	976	1068	1098	1129	1190	1221	1251	1343	1404	1495
<b>U249624</b>	849	901	923	1034	1071	1108	1181	1292	1329	1366	1440	1477	1514	1624	1698	1809
<b>U249624B</b>	825	876	897	1005	1041	1077	1148	1256	1292	1328	1400	1435	1471	1579	1651	1758
<b>U309624B</b>	945	1003	1027	1150	1192	1233	1315	1438	1479	1520	1602	1643	1685	1808	1890	2013
<b>U369624B</b>	1082	1148	1176	1317	1364	1411	1505	1646	1693	1741	1835	1882	1929	2070	2164	2305

Utility Front



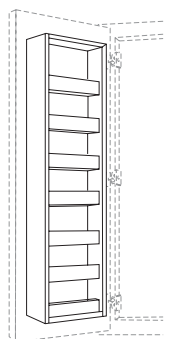
Model	1	2	3	4	5	6	7	8	9	10	11	12	13	14	15	16
Specify R or L 84" High																
<b>UF1584</b>	436	463	474	531	550	569	607	663	682	701	739	758	777	834	872	929
<b>UF1884</b>	458	486	498	557	577	597	637	697	717	736	776	796	816	876	916	975
<b>UF2484</b>	505	535	549	614	636	658	702	768	790	812	856	878	900	966	1009	1075
<b>UF2484B</b>	530	562	576	645	668	691	737	806	829	853	899	922	945	1014	1060	1129
90" High																
<b>UF1590</b>	455	483	495	554	574	593	633	692	712	732	772	791	811	870	910	969
<b>UF1890</b>	478	507	519	582	602	623	665	727	748	769	810	831	852	914	956	1018
<b>UF2490</b>	527	559	573	641	664	687	733	802	824	847	893	916	939	1008	1053	1122
<b>UF2490B</b>	553	587	601	673	697	721	769	842	866	890	938	962	986	1058	1106	1178
93" High																
<b>UF1593</b>	465	493	505	566	586	606	647	708	728	748	789	809	829	890	930	991
<b>UF1893</b>	488	518	531	594	616	637	679	743	764	785	828	849	870	934	977	1040
<b>UF2493</b>	538	571	585	655	679	702	749	819	843	866	913	936	960	1030	1077	1147
<b>UF2493B</b>	565	600	614	688	713	737	786	860	885	909	958	983	1008	1081	1130	1204
96" High																
<b>UF1596</b>	473	502	514	576	596	617	658	720	740	761	802	823	843	905	946	1008
<b>UF1896</b>	497	527	540	605	626	648	691	756	777	799	842	864	885	950	993	1058
<b>UF2496</b>	548	581	595	667	690	714	762	833	857	881	928	952	976	1047	1095	1167
<b>UF2496B</b>	575	610	625	700	725	750	800	875	900	925	975	1000	1025	1100	1150	1225

Pantry Cabinet  
Butt Door



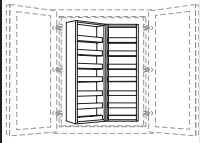
<b>PC3684B</b>	1178	1250	1280	1434	1485	1536	1639	1793	1844	1895	1998	2049	2100	2254	2356	2510
<b>PC3690B</b>	1227	1302	1334	1494	1547	1600	1707	1867	1921	1974	2081	2134	2187	2347	2454	2614
<b>PC3693B</b>	1250	1326	1359	1522	1576	1630	1739	1902	1957	2011	2120	2174	2228	2391	2500	2663
<b>PC3696B</b>	1274	1352	1385	1551	1606	1662	1773	1939	1994	2049	2160	2216	2271	2437	2548	2714

Door Pantry Rack



<b>DPR18</b>	339	339	339	339	339	339	339	339	339	339	339	339	339	339	339	339
--------------	-----	-----	-----	-----	-----	-----	-----	-----	-----	-----	-----	-----	-----	-----	-----	-----

Swing-Out  
Pantry Rack




Model	1	2	3	4	5	6	7	8	9	10	11	12	13	14	15	16
SPR	549	549	549	549	549	549	549	549	549	549	549	549	549	549	549	549

**Oven Cabinet Universal**



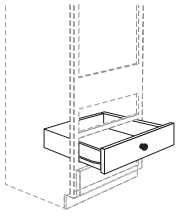
Model	1	2	3	4	5	6	7	8	9	10	11	12	13	14	15	16
84" High																
<b>OCU2784B</b>	767	814	834	934	968	1001	1068	1168	1201	1234	1301	1335	1368	1468	1535	1635
<b>OCU3084</b>	782	830	850	952	986	1020	1088	1190	1224	1258	1326	1360	1394	1496	1564	1666
<b>OCU3084B</b>	879	932	955	1070	1108	1146	1222	1337	1375	1413	1490	1528	1566	1681	1757	1872
<b>OCU3384</b>	837	888	910	1019	1055	1091	1164	1273	1310	1346	1419	1455	1492	1601	1673	1783
<b>OCU3384B</b>	879	932	955	1070	1108	1146	1222	1337	1375	1413	1490	1528	1566	1681	1757	1872
90" High																
<b>OCU2790B</b>	834	885	907	1015	1052	1088	1161	1269	1306	1342	1414	1451	1487	1596	1668	1777
<b>OCU3090</b>	850	902	924	1035	1072	1109	1183	1293	1330	1367	1441	1478	1515	1626	1700	1811
<b>OCU3090B</b>	955	1013	1038	1163	1204	1246	1329	1453	1495	1536	1619	1661	1702	1827	1910	2034
<b>OCU3390</b>	910	965	989	1107	1147	1186	1265	1384	1424	1463	1542	1582	1621	1740	1819	1938
<b>OCU3390B</b>	955	1013	1038	1163	1204	1246	1329	1453	1495	1536	1619	1661	1702	1827	1910	2034
93" High																
<b>OCU2793B</b>	867	920	943	1056	1094	1131	1207	1320	1357	1395	1471	1508	1546	1659	1735	1848
<b>OCU3093B</b>	928	985	1009	1130	1170	1210	1291	1412	1453	1493	1574	1614	1654	1775	1856	1977
<b>OCU3393B</b>	993	1053	1079	1209	1252	1295	1382	1511	1554	1597	1684	1727	1770	1900	1986	2115
96" High																
<b>OCU2796B</b>	901	956	979	1097	1136	1175	1253	1371	1410	1449	1528	1567	1606	1723	1802	1919
<b>OCU3096</b>	918	974	998	1118	1158	1197	1277	1397	1437	1477	1557	1596	1636	1756	1836	1956
<b>OCU3096B</b>	1031	1094	1121	1256	1300	1345	1435	1569	1614	1659	1749	1794	1839	1973	2063	2197
<b>OCU3396</b>	982	1042	1068	1196	1239	1281	1367	1495	1537	1580	1666	1708	1751	1879	1965	2093
<b>OCU3396B</b>	1031	1094	1121	1256	1300	1345	1435	1569	1614	1659	1749	1794	1839	1973	2063	2197

**Oven Cabinet Single**



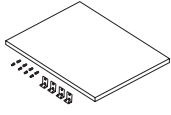
84" High																
<b>OCS2784B</b>	784	831	852	954	988	1022	1090	1193	1227	1261	1329	1363	1397	1499	1568	1670
<b>OCS3084</b>	836	887	909	1018	1054	1090	1163	1272	1309	1345	1418	1454	1490	1599	1672	1781
<b>OCS3084B</b>	983	1043	1069	1197	1240	1282	1368	1496	1539	1582	1667	1710	1753	1881	1966	2094
<b>OCS3384</b>	936	993	1018	1140	1181	1221	1303	1425	1466	1506	1588	1628	1669	1791	1873	1995
<b>OCS3384B</b>	983	1043	1069	1197	1240	1282	1368	1496	1539	1582	1667	1710	1753	1881	1966	2094
90" High																
<b>OCS2790B</b>	874	927	950	1064	1102	1140	1216	1330	1368	1406	1482	1520	1558	1671	1748	1861
<b>OCS3090</b>	932	989	1013	1135	1175	1216	1297	1418	1459	1499	1580	1621	1661	1783	1864	1986
<b>OCS3090B</b>	1096	1163	1191	1334	1382	1430	1525	1668	1716	1763	1859	1906	1954	2097	2192	2335
<b>OCS3390</b>	1044	1107	1135	1271	1316	1361	1452	1588	1634	1679	1770	1815	1861	1997	2088	2224
<b>OCS3390B</b>	1096	1163	1191	1334	1382	1430	1525	1668	1716	1763	1859	1906	1954	2097	2192	2335
93" High																
<b>OCS2793B</b>	924	980	1005	1125	1165	1205	1286	1406	1446	1487	1567	1607	1647	1768	1848	1969
<b>OCS3093B</b>	1035	1098	1125	1260	1305	1350	1440	1575	1620	1665	1755	1800	1845	1980	2070	2205
<b>OCS3393B</b>	1159	1230	1260	1411	1462	1512	1613	1764	1814	1865	1966	2016	2066	2218	2318	2470
96" High																
<b>OCS2796B</b>	975	1034	1060	1187	1229	1272	1357	1484	1526	1568	1653	1696	1738	1865	1950	2077
<b>OCS3096</b>	1040	1103	1130	1266	1311	1356	1447	1583	1628	1673	1764	1809	1854	1990	2080	2216
<b>OCS3096B</b>	1223	1298	1329	1489	1542	1595	1702	1861	1914	1968	2074	2127	2180	2340	2446	2606
<b>OCS3396</b>	1165	1236	1266	1418	1469	1519	1621	1772	1823	1874	1975	2026	2076	2228	2330	2481
<b>OCS3396B</b>	1223	1298	1329	1489	1542	1595	1702	1861	1914	1968	2074	2127	2180	2340	2446	2606

Oven Drawer Kit

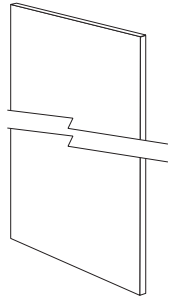


Model	1	2	3	4	5	6	7	8	9	10	11	12	13	14	15	16
<b>ODK27</b>	134	142	146	163	169	175	186	204	210	216	227	233	239	256	268	285
<b>ODK30</b>	141	149	153	171	177	184	196	214	220	226	239	245	251	269	281	300
<b>ODK33</b>	146	155	159	178	184	191	203	222	229	235	248	254	260	279	292	311

	Model	Carton Quantity	Cherry	Hickory	Maple	Red Oak	Textured Laminate	Thermofol
<b>Oven Cabinet</b>	<b>OCSP27</b>	1	60	60	60	60	60	60
<b>Support Platform</b>	<b>OCSP30</b>	1	62	62	62	62	62	62
	<b>OCSP33</b>	1	63	63	63	63	63	63

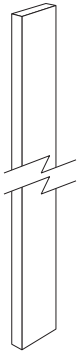


	Model	Carton Quantity	Cherry	Hickory	Maple	Red Oak	Textured Laminate	Thermofol
<b>Refrigerator End Panel</b>	<b>REP3296</b>	1	436	421	421	376	421	421
	<b>REP3296-TL</b>	1	N/A	N/A	N/A	N/A	421	N/A



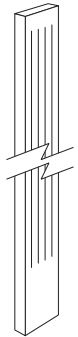
Model	Carton Quantity	Cherry	Hickory	Maple	Red Oak	Textured Laminate	Thermofol
-------	-----------------	--------	---------	-------	---------	-------------------	-----------

**Tall Filler**



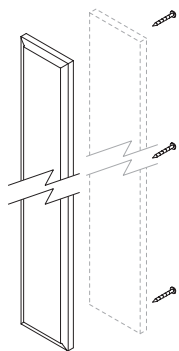
Model	Carton Quantity	Cherry	Hickory	Maple	Red Oak	Textured Laminate	Thermofol
<b>TF3-84</b>	1	95	92	92	82	92	92
<b>TF3-90</b>	1	107	103	103	92	103	103
<b>TF3-93</b>	1	121	117	117	104	117	117
<b>TF3-96</b>	1	125	121	121	108	121	121

**Tall Fluted Filler**



<b>TFF3-84</b>	1	215	208	208	185	222	222
<b>TFF3-90</b>	1	231	223	223	199	239	239
<b>TFF3-93</b>	1	238	230	230	205	246	246
<b>TFF3-96</b>	1	245	237	237	212	254	254

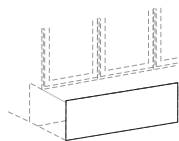
**Filler Overlay**



<b>OL3-84</b>	1	107	N/A	103	92	103	103
<b>OL3-90</b>	1	113	N/A	109	97	109	109
<b>OL3-93</b>	1	115	N/A	111	99	111	111
<b>OL3-96</b>	1	118	N/A	114	102	114	114

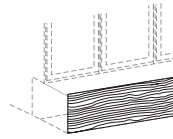
Overlays (OL) available for all full overlay door styles except Fusion. Order separately

**Toe Kick Cover - Laminate**

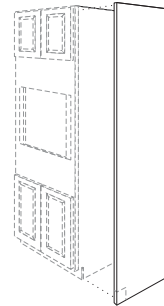


Laminate 1/8" Thick							
<b>TKCL8</b>	1	21	21	21	21	21	21
<b>TKCL8-4</b>	4	80	80	80	80	80	80
Textured Laminate							
<b>TKCL8-TL</b>	1	N/A	N/A	N/A	N/A	21	N/A
<b>TKCL8-TL-4</b>	4	N/A	N/A	N/A	N/A	80	N/A

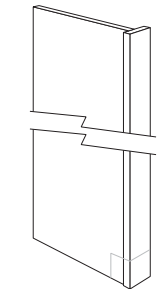
**Toe Kick Cover - Veneer**



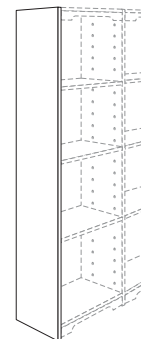
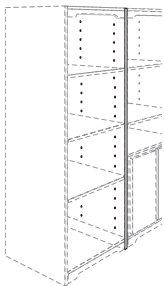
**Tall End Panel**



**Tall End Panel Filler**



**Furniture End Panels**



Model	Carton Quantity	Cherry	Hickory	Maple	Red Oak	Textured Laminate	Thermofol
5/32" Thick							
<b>TKCV8</b>	1	25	25	25	25	25	N/A
<b>TKCV8-4</b>	4	95	95	95	95	95	N/A

Veneer							
<b>TEP84</b>	1	255	246	246	220	110	110
<b>TEP84-2</b>	2	485	468	468	418	209	209
<b>TEP96</b>	1	278	269	269	240	120	120
<b>TEP96-2</b>	2	529	510	510	456	228	228
<b>TEP108</b>	1	301	291	291	260	130	130
<b>TEP108-2</b>	2	572	552	552	493	247	247

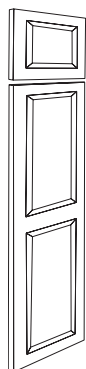
Textured Laminate							
<b>TEP84-TL</b>	1	N/A	N/A	N/A	N/A	110	N/A
<b>TEP84-TL-2</b>	2	N/A	N/A	N/A	N/A	209	N/A
<b>TEP96-TL</b>	1	N/A	N/A	N/A	N/A	120	N/A
<b>TEP96-TL-2</b>	2	N/A	N/A	N/A	N/A	228	N/A

Solid Wood							
<b>TEPF1-84</b>	1	281	271	271	242	271	271
<b>TEPF1-96</b>	1	340	328	328	293	328	328
Textured Laminate							
<b>TEPF1-84-TL</b>	1	N/A	N/A	N/A	N/A	271	N/A
<b>TEPF1-96-TL</b>	1	N/A	N/A	N/A	N/A	328	N/A

Not Center Drilled							
<b>FEP1353</b>	1	234	226	226	202	101	101
<b>FEP1384</b>	1	309	299	299	267	133	133
<b>FEP2153</b>	1	282	272	272	243	122	122
<b>FEP2184</b>	1	358	346	346	309	154	154
Center Drilled							
<b>FEP1353CE</b>	1	297	287	287	256	128	128
<b>FEP1384CE</b>	1	321	310	310	276	138	138



Matching Tall End Panel



Model	1	2	3	4	5	6	7	8	9	10	11	12	13	14	15	16
84" High																
<b>MTEP1284</b>	310	329	337	377	391	404	431	472	485	499	526	539	553	593	620	660
<b>MTEP2184</b>	331	351	360	403	417	432	461	504	518	532	561	576	590	633	662	705
<b>MTEP2484</b>	350	371	380	426	441	457	487	533	548	563	593	609	624	670	700	746
90" High																
<b>MTEP1290</b>	322	342	350	392	407	421	449	491	505	519	547	561	575	617	645	687
<b>MTEP2190</b>	344	365	374	419	434	449	479	524	539	554	584	599	614	659	688	733
<b>MTEP2490</b>	364	386	396	443	459	475	506	554	570	586	617	633	649	696	728	775
93" High																
<b>MTEP1293</b>	310	329	337	377	391	404	431	472	485	499	526	539	553	593	620	660
<b>MTEP2193</b>	331	351	360	403	417	432	461	504	518	532	561	576	590	633	662	705
<b>MTEP2493</b>	350	371	380	426	441	457	487	533	548	563	593	609	624	670	700	746
96" High																
<b>MTEP1296</b>	335	355	364	408	422	437	466	509	524	539	568	582	597	640	670	713
<b>MTEP2196</b>	357	379	389	435	451	466	497	544	560	575	606	622	637	684	715	762
<b>MTEP2496</b>	378	401	411	460	477	493	526	575	592	608	641	657	674	723	756	805

Notes

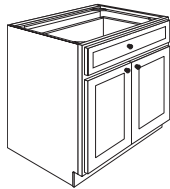
**Vanity Base  
Single Door**

Model	1	2	3	4	5	6	7	8	9	10	11	12	13	14	15	16
Specify R or L 18" Deep 31 1/2" High																
<b>VB1218</b>	274	291	298	334	345	357	381	417	429	441	465	477	488	524	548	584
<b>VB1518</b>	293	311	319	357	370	382	408	446	459	472	497	510	523	561	586	625
<b>VB1818</b>	314	333	341	382	396	409	436	477	491	505	532	546	559	600	627	668
<b>VB2118</b>	336	356	365	409	423	438	467	511	525	540	569	584	598	642	671	715
<b>VB2418</b>	359	381	390	437	453	468	500	547	562	578	609	625	640	687	718	765
34 1/2" High																
<b>VB123518</b>	315	334	343	384	397	411	438	479	493	507	534	548	562	603	630	671
<b>VB153518</b>	337	358	366	410	425	440	469	513	528	542	572	586	601	645	674	718
<b>VB183518</b>	361	383	392	439	455	471	502	549	565	580	612	627	643	690	722	769
<b>VB213518</b>	386	410	420	470	487	503	537	587	604	621	655	671	688	738	772	822
<b>VB243518</b>	413	438	449	503	521	539	575	629	646	664	700	718	736	790	826	880
Specify R or L 21" Deep 31 1/2" High																
<b>VB12</b>	274	291	298	334	345	357	381	417	429	441	465	477	488	524	548	584
<b>VB15</b>	293	311	319	357	370	382	408	446	459	472	497	510	523	561	586	625
<b>VB18</b>	314	333	341	382	396	409	436	477	491	505	532	546	559	600	627	668
<b>VB21</b>	336	356	365	409	423	438	467	511	525	540	569	584	598	642	671	715
<b>VB24</b>	359	381	390	437	453	468	500	547	562	578	609	625	640	687	718	765
34 1/2" High																
<b>VB1235</b>	315	334	343	384	397	411	438	479	493	507	534	548	562	603	630	671
<b>VB1535</b>	337	358	366	410	425	440	469	513	528	542	572	586	601	645	674	718
<b>VB1835</b>	361	383	392	439	455	471	502	549	565	580	612	627	643	690	722	769
<b>VB2135</b>	386	410	420	470	487	503	537	587	604	621	655	671	688	738	772	822
<b>VB2435</b>	413	438	449	503	521	539	575	629	646	664	700	718	736	790	826	880




**Vanity Base  
Double Door**

18" Deep 31 1/2" High																
<b>VB2418B</b>	373	396	405	454	470	487	519	568	584	600	632	649	665	714	746	795
34 1/2" High																
<b>VB243518B</b>	429	455	466	522	541	559	597	653	671	690	727	746	765	821	858	914
21" Deep 31 1/2" High																
<b>VB24B</b>	373	396	405	454	470	487	519	568	584	600	632	649	665	714	746	795
34 1/2" High																
<b>VB2435B</b>	429	455	466	522	541	559	597	653	671	690	727	746	765	821	858	914

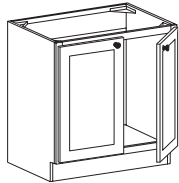


**Vanity Base  
Single Door Full-  
Height**



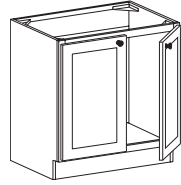
Model	1	2	3	4	5	6	7	8	9	10	11	12	13	14	15	16
Specify R or L 16" Deep 31 1/2" High																
<b>VB1816FH</b>	285	303	310	348	360	372	397	434	447	459	484	496	509	546	571	608
18" Deep 31 1/2" High																
<b>VB1818FH</b>	285	303	310	348	360	372	397	434	447	459	484	496	509	546	571	608
<b>VB2118FH</b>	305	324	332	372	385	398	425	465	478	491	518	531	544	584	611	651
<b>VB2418SFH</b>	327	347	355	398	412	426	455	497	512	526	554	568	583	625	654	696
34 1/2" High																
<b>VB183518FH</b>	333	353	361	405	419	434	463	506	520	535	564	578	593	636	665	708
<b>VB213518FH</b>	356	377	387	433	449	464	495	541	557	572	603	619	634	681	712	758
<b>VB243518SFH</b>	355	376	386	432	447	463	493	540	555	571	601	617	632	678	709	756
Specify R or L 21" Deep 31 1/2" High																
<b>VB18FH</b>	285	303	310	348	360	372	397	434	447	459	484	496	509	546	571	608
<b>VB21FH</b>	305	324	332	372	385	398	425	465	478	491	518	531	544	584	611	651
<b>VB24SFH</b>	327	347	355	398	412	426	455	497	512	526	554	568	583	625	654	696
34 1/2" High																
<b>VB1835FH</b>	333	353	361	405	419	434	463	506	520	535	564	578	593	636	665	708
<b>VB2135FH</b>	356	377	387	433	449	464	495	541	557	572	603	619	634	681	712	758
<b>VB2435SFH</b>	381	404	414	463	480	497	530	579	596	612	646	662	679	728	761	811

**Vanity Base  
Double Door  
Full-Height**



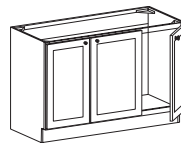
18" Deep 31 1/2" High																
<b>VB2418FH</b>	308	327	335	375	389	402	429	469	483	496	523	536	550	590	617	657
<b>VB2418BFH</b>	324	344	352	394	408	422	451	493	507	521	549	563	577	619	648	690
<b>VB2718BFH</b>	340	361	370	414	429	443	473	517	532	547	577	591	606	650	680	724
<b>VB3018FH</b>	340	361	370	414	429	443	473	517	532	547	577	591	606	650	680	724
<b>VB3018BFH</b>	357	379	388	435	450	466	497	543	559	574	605	621	636	683	714	761
<b>VB3318FH</b>	357	379	388	435	450	466	497	543	559	574	605	621	636	683	714	761
<b>VB3318BFH</b>	375	398	407	456	473	489	522	570	587	603	636	652	668	717	750	799
<b>VB3618FH</b>	375	398	407	456	473	489	522	570	587	603	636	652	668	717	750	799
<b>VB3618BFH</b>	394	418	428	479	496	513	548	599	616	633	667	684	702	753	787	839
<b>VB3918FH</b>	394	418	428	479	496	513	548	599	616	633	667	684	702	753	787	839
<b>VB4218FH</b>	413	438	449	503	521	539	575	629	647	665	701	719	737	791	827	880
34 1/2" High																
<b>VB243518BFH</b>	370	393	402	451	467	483	515	563	579	595	628	644	660	708	740	788
<b>VB273518BFH</b>	389	412	422	473	490	507	541	591	608	625	659	676	693	743	777	828
<b>VB303518FH</b>	391	415	425	476	493	510	544	595	612	629	663	680	697	748	782	833
<b>VB303518BFH</b>	408	433	443	497	514	532	568	621	639	656	692	710	727	781	816	869
<b>VB333518FH</b>	411	436	446	500	518	535	571	625	643	660	696	714	732	785	821	875
<b>VB333518BFH</b>	428	454	466	522	540	559	596	652	671	689	726	745	764	820	857	913
<b>VB363518FH</b>	431	457	469	525	544	562	600	656	675	693	731	750	768	825	862	918
<b>VB363518BFH</b>	450	477	489	548	567	587	626	684	704	724	763	782	802	861	900	958
<b>VB393518FH</b>	453	480	492	551	571	590	630	689	708	728	768	787	807	866	905	964
<b>VB423518FH</b>	475	504	517	579	599	620	661	723	744	765	806	827	847	909	951	1013

**Vanity Base  
Double Door  
Full-Height  
Continued**



Model	1	2	3	4	5	6	7	8	9	10	11	12	13	14	15	16
21" Deep 31 1/2" High																
<b>VB24FH</b>	308	327	335	375	389	402	429	469	483	496	523	536	550	590	617	657
<b>VB24BFH</b>	339	360	369	413	428	443	472	517	531	546	576	590	605	649	679	723
<b>VB27BFH</b>	340	361	370	414	429	443	473	517	532	547	577	591	606	650	680	724
<b>VB30FH</b>	340	361	370	414	429	443	473	517	532	547	577	591	606	650	680	724
<b>VB30BFH</b>	357	379	388	435	450	466	497	543	559	574	605	621	636	683	714	761
<b>VB33FH</b>	357	379	388	435	450	466	497	543	559	574	605	621	636	683	714	761
<b>VB33BFH</b>	375	398	407	456	473	489	522	570	587	603	636	652	668	717	750	799
<b>VB36FH</b>	375	398	407	456	473	489	522	570	587	603	636	652	668	717	750	799
<b>VB36BFH</b>	394	418	428	479	496	513	548	599	616	633	667	684	702	753	787	839
<b>VB39FH</b>	394	418	428	479	496	513	548	599	616	633	667	684	702	753	787	839
<b>VB42FH</b>	413	438	449	503	521	539	575	629	647	665	701	719	737	791	827	880
34 1/2" High																
<b>VB2435BFH</b>	370	393	402	451	467	483	515	563	579	595	628	644	660	708	740	788
<b>VB2735BFH</b>	389	412	422	473	490	507	541	591	608	625	659	676	693	743	777	828
<b>VB3035FH</b>	391	415	425	476	493	510	544	595	612	629	663	680	697	748	782	833
<b>VB3035BFH</b>	408	433	443	497	514	532	568	621	639	656	692	710	727	781	816	869
<b>VB3335FH</b>	411	436	446	500	518	535	571	625	643	660	696	714	732	785	821	875
<b>VB3335BFH</b>	428	454	466	522	540	559	596	652	671	689	726	745	764	820	857	913
<b>VB3635FH</b>	431	457	469	525	544	562	600	656	675	693	731	750	768	825	862	918
<b>VB3635BFH</b>	450	477	489	548	567	587	626	684	704	724	763	782	802	861	900	958
<b>VB3935FH</b>	453	480	492	551	571	590	630	689	708	728	768	787	807	866	905	964
<b>VB4235FH</b>	475	504	517	579	599	620	661	723	744	765	806	827	847	909	951	1013

**Vanity Base  
Three Door Full-Height**



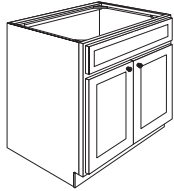
18" Deep 31 1/2" High																
<b>VB4818FH</b>	456	483	495	555	575	594	634	693	713	733	773	792	812	872	911	971
<b>VB5418FH</b>	502	533	546	612	633	655	699	764	786	808	852	874	895	961	1005	1070
34 1/2" High																
<b>VB483518FH</b>	524	556	570	638	661	683	729	797	820	843	889	911	934	1002	1048	1116
<b>VB543518FH</b>	578	613	628	703	728	753	804	879	904	929	980	1005	1030	1105	1155	1231
21" Deep 31 1/2" High																
<b>VB48FH</b>	456	483	495	555	575	594	634	693	713	733	773	792	812	872	911	971
<b>VB54FH</b>	502	533	546	612	633	655	699	764	786	808	852	874	895	961	1005	1070
34 1/2" High																
<b>VB4835FH</b>	524	556	570	638	661	683	729	797	820	843	889	911	934	1002	1048	1116
<b>VB5435FH</b>	578	613	628	703	728	753	804	879	904	929	980	1005	1030	1105	1155	1231

**Vanity Base Four  
Door Full-Height**



18" Deep 31 1/2" High																
<b>VB6018FH</b>	554	588	602	674	698	722	771	843	867	891	939	963	987	1059	1108	1180
34 1/2" High																
<b>VB603518FH</b>	637	676	692	775	803	831	886	969	997	1025	1080	1108	1135	1218	1274	1357
21" Deep 31 1/2" High																
<b>VB60FH</b>	554	588	602	674	698	722	771	843	867	891	939	963	987	1059	1108	1180
34 1/2" High																
<b>VB6035FH</b>	637	676	692	775	803	831	886	969	997	1025	1080	1108	1135	1218	1274	1357

**Vanity Sink Base  
Double Door**

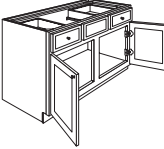
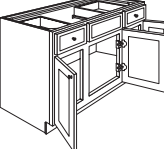
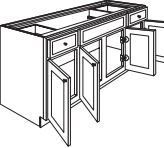


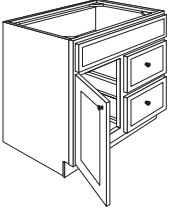
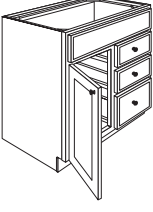
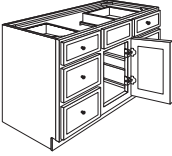
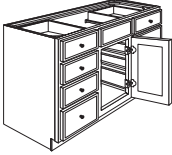
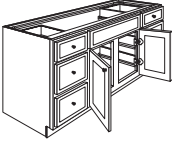
Model	1	2	3	4	5	6	7	8	9	10	11	12	13	14	15	16
18" Deep 31 1/2" High																
<b>VSB2418B</b>	252	267	274	307	318	329	351	383	394	405	427	438	449	482	504	537
<b>VSB2718B</b>	275	291	299	334	346	358	382	418	430	442	466	478	490	525	549	585
<b>VSB3018B</b>	299	318	325	364	378	391	417	456	469	482	508	521	534	573	599	638
<b>VSB3318B</b>	326	346	355	397	411	426	454	497	511	525	553	568	582	624	653	695
<b>VSB3618B</b>	356	377	387	433	449	464	495	541	557	572	603	619	634	680	711	758
<b>VSB3918</b>	361	383	392	439	455	471	502	549	565	581	612	628	644	691	722	769
<b>VSB4218</b>	372	394	404	453	469	485	517	566	582	598	631	647	663	711	744	792
34 1/2" High																
<b>VSB243518B</b>	290	307	315	353	365	378	403	441	454	466	491	504	517	554	580	617
<b>VSB273518B</b>	316	335	343	385	398	412	439	481	494	508	536	549	563	604	632	673
<b>VSB303518B</b>	344	365	374	419	434	449	479	524	539	554	584	599	614	659	689	734
<b>VSB333518B</b>	375	398	408	457	473	490	522	571	587	604	636	653	669	718	751	800
<b>VSB363518B</b>	409	434	445	498	516	534	569	622	640	658	694	711	729	783	818	871
<b>VSB393518</b>	415	440	451	505	523	541	578	632	650	668	704	722	740	794	830	884
<b>VSB423518</b>	428	454	465	521	539	558	595	651	669	688	725	744	762	818	855	911
21" Deep 31 1/2" High																
<b>VSB24B</b>	252	267	274	307	318	329	351	383	394	405	427	438	449	482	504	537
<b>VSB27B</b>	275	291	299	334	346	358	382	418	430	442	466	478	490	525	549	585
<b>VSB30B</b>	299	318	325	364	378	391	417	456	469	482	508	521	534	573	599	638
<b>VSB33B</b>	326	346	355	397	411	426	454	497	511	525	553	568	582	624	653	695
<b>VSB36B</b>	356	377	387	433	449	464	495	541	557	572	603	619	634	680	711	758
<b>VSB39</b>	361	383	392	439	455	471	502	549	565	581	612	628	644	691	722	769
<b>VSB42</b>	372	394	404	453	469	485	517	566	582	598	631	647	663	711	744	792
34 1/2" High																
<b>VSB2435B</b>	290	307	315	353	365	378	403	441	454	466	491	504	517	554	580	617
<b>VSB2735B</b>	316	335	343	385	398	412	439	481	494	508	536	549	563	604	632	673
<b>VSB3035B</b>	344	365	374	419	434	449	479	524	539	554	584	599	614	659	689	734
<b>VSB3335B</b>	375	398	408	457	473	490	522	571	587	604	636	653	669	718	751	800
<b>VSB3635B</b>	409	434	445	498	516	534	569	622	640	658	694	711	729	783	818	871
<b>VSB3935</b>	415	440	451	505	523	541	578	632	650	668	704	722	740	794	830	884
<b>VSB4235</b>	428	454	465	521	539	558	595	651	669	688	725	744	762	818	855	911

**Vanity Sink Base  
Double Bowl**



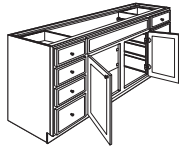
18" Deep 31 1/2" High																
<b>VSB5418-3D</b>	702	745	763	855	885	916	977	1068	1099	1129	1190	1221	1251	1343	1404	1496
<b>VSB6018-3D</b>	745	790	810	907	939	971	1036	1133	1166	1198	1263	1295	1328	1425	1490	1587
34 1/2" High																
<b>VSB543518-4D</b>	759	805	825	924	957	990	1056	1155	1188	1221	1287	1320	1353	1452	1518	1617
<b>VSB603518-4D</b>	805	854	875	980	1015	1050	1120	1225	1260	1295	1365	1400	1435	1540	1610	1715
21" Deep 31 1/2" High																
<b>VSB54-3D</b>	702	745	763	855	885	916	977	1068	1099	1129	1190	1221	1251	1343	1404	1496
<b>VSB60-3D</b>	745	790	810	907	939	971	1036	1133	1166	1198	1263	1295	1328	1425	1490	1587
34 1/2" High																
<b>VSB5435-4D</b>	759	805	825	924	957	990	1056	1155	1188	1221	1287	1320	1353	1452	1518	1617
<b>VSB6035-4D</b>	805	854	875	980	1015	1050	1120	1225	1260	1295	1365	1400	1435	1540	1610	1715

	Model	1	2	3	4	5	6	7	8	9	10	11	12	13	14	15	16	
<b>Vanity Sink Base Two Drawer Double Door</b>  	18" Deep 31 1/2" High																	
	<b>VSB3618-2D</b>	471	500	512	573	594	614	655	717	737	758	799	819	840	901	942	1003	
	34 1/2" High																	
	<b>VSB363518-2D</b>	542	575	589	659	683	706	754	824	848	871	918	942	966	1036	1083	1154	
	21" Deep 31 1/2" High																	
	<b>VSB36-2D</b>	471	500	512	573	594	614	655	717	737	758	799	819	840	901	942	1003	
<b>Vanity Sink Base Two Drawer Three Door</b>  	18" Deep 31 1/2" High																	
	<b>VSB4218-2D</b>	514	546	559	626	649	671	716	783	805	827	872	894	917	984	1029	1096	
	<b>VSB4818-2D</b>	562	596	611	684	708	733	781	855	879	904	952	977	1001	1074	1123	1197	
	<b>VSB5418-2D</b>	613	651	667	747	773	800	853	933	960	987	1040	1067	1093	1173	1227	1307	
	34 1/2" High																	
	<b>VSB423518-2D</b>	591	628	643	720	746	771	823	900	926	952	1003	1029	1054	1132	1183	1260	
	<b>VSB483518-2D</b>	646	685	702	786	814	842	899	983	1011	1039	1095	1123	1151	1236	1292	1376	
	<b>VSB543518-2D</b>	705	748	767	859	889	920	981	1073	1104	1135	1196	1227	1257	1349	1411	1503	
	21" Deep 31 1/2" High																	
	<b>VSB42-2D</b>	514	546	559	626	649	671	716	783	805	827	872	894	917	984	1029	1096	
	<b>VSB48-2D</b>	562	596	611	684	708	733	781	855	879	904	952	977	1001	1074	1123	1197	
	<b>Vanity Sink Base Two Drawer Four Door</b>  	18" Deep 31 1/2" High																
<b>VSB6018-2D</b>		670	711	728	815	845	874	932	1019	1048	1078	1136	1165	1194	1281	1340	1427	
34 1/2" High																		
<b>VSB603518-2D</b>		770	817	837	938	971	1005	1072	1172	1206	1239	1306	1340	1373	1474	1541	1641	
21" Deep 31 1/2" High																		
<b>VSB60-2D</b>		670	711	728	815	845	874	932	1019	1048	1078	1136	1165	1194	1281	1340	1427	

	Model	1	2	3	4	5	6	7	8	9	10	11	12	13	14	15	16	
<b>Vanity Combination Drawer Two Drawer</b> 	Specify DR or DL 18" Deep 31 1/2" High																	
	<b>VCD2418 DR or DL</b>	443	470	482	539	559	578	616	674	693	713	751	770	790	847	886	944	
	<b>VCD3018 DR or DL</b>	493	523	536	600	622	643	686	750	772	793	836	857	879	943	986	1050	
	<b>VCD3618 DR or DL</b>	549	582	597	668	692	716	764	835	859	883	931	954	978	1050	1098	1169	
	21" Deep																	
	<b>VCD24 DR or DL</b>	443	470	482	539	559	578	616	674	693	713	751	770	790	847	886	944	
	<b>VCD30 DR or DL</b>	493	523	536	600	622	643	686	750	772	793	836	857	879	943	986	1050	
<b>VCD36 DR or DL</b>	549	582	597	668	692	716	764	835	859	883	931	954	978	1050	1098	1169		
<b>Vanity Combination Drawer Three Drawer</b> 	Specify DR or DL 18" Deep 34 1/2" High																	
	<b>VCD243518 DR or DL</b>	509	540	554	620	642	664	709	775	797	820	864	886	908	975	1019	1085	
	<b>VCD303518 DR or DL</b>	567	602	616	690	715	740	789	863	888	912	962	986	1011	1085	1134	1208	
	<b>VCD363518 DR or DL</b>	631	670	686	768	796	823	878	960	988	1015	1070	1098	1125	1207	1262	1345	
	21" Deep																	
	<b>VCD2435 DR or DL</b>	509	540	554	620	642	664	709	775	797	820	864	886	908	975	1019	1085	
	<b>VCD3035 DR or DL</b>	567	602	616	690	715	740	789	863	888	912	962	986	1011	1085	1134	1208	
<b>VCD3635 DR or DL</b>	631	670	686	768	796	823	878	960	988	1015	1070	1098	1125	1207	1262	1345		
<b>Vanity Combination Drawer Six Drawer Single Door</b> 	18" Deep 31 1/2" High																	
	<b>VCD4218</b>	611	648	664	744	770	797	850	929	956	983	1036	1062	1089	1169	1222	1301	
	<b>VCD4818</b>	680	721	739	828	857	887	946	1035	1064	1094	1153	1182	1212	1301	1360	1448	
	21" Deep																	
	<b>VCD42</b>	611	648	664	744	770	797	850	929	956	983	1036	1062	1089	1169	1222	1301	
<b>VCD48</b>	680	721	739	828	857	887	946	1035	1064	1094	1153	1182	1212	1301	1360	1448		
<b>Vanity Combination Drawer Eight Drawer Single Door</b> 	18" Deep 34 1/2" High																	
	<b>VCD423518</b>	702	745	764	855	886	916	977	1069	1099	1130	1191	1222	1252	1344	1405	1497	
	<b>VCD483518</b>	782	829	850	952	986	1020	1088	1190	1224	1258	1326	1360	1394	1496	1564	1666	
	21" Deep																	
	<b>VCD4235</b>	702	745	764	855	886	916	977	1069	1099	1130	1191	1222	1252	1344	1405	1497	
<b>VCD4835</b>	782	829	850	952	986	1020	1088	1190	1224	1258	1326	1360	1394	1496	1564	1666		
<b>Vanity Combination Drawer Six Drawer Double Door</b> 	18" Deep 31 1/2" High																	
	<b>VCD6018</b>	842	894	916	1025	1062	1099	1172	1282	1318	1355	1428	1465	1501	1611	1684	1794	
	21" Deep																	
<b>VCD60</b>	842	894	916	1025	1062	1099	1172	1282	1318	1355	1428	1465	1501	1611	1684	1794		




**Vanity Combination  
Drawer Eight  
Drawer Double  
Door**



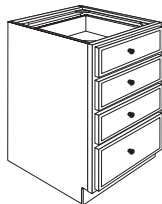
Model	1	2	3	4	5	6	7	8	9	10	11	12	13	14	15	16
18" Deep 34 1/2" High																
<b>VCD603518</b>	969	1028	1053	1179	1221	1263	1348	1474	1516	1558	1642	1684	1727	1853	1937	2063
21" Deep																
<b>VCD6035</b>	969	1028	1053	1179	1221	1263	1348	1474	1516	1558	1642	1684	1727	1853	1937	2063

**Vanity Drawer  
Three Drawer**



18" Deep 31 1/2" High																
<b>VD1218-3D</b>	342	363	372	416	431	446	476	520	535	550	580	595	610	654	684	729
<b>VD1518-3D</b>	368	390	400	448	464	480	512	559	575	591	623	639	655	703	735	783
<b>VD1818-3D</b>	395	419	430	481	498	515	550	601	619	636	670	687	705	756	790	842
<b>VD2118-3D</b>	425	451	462	517	536	554	591	647	665	683	720	739	757	813	850	905
<b>VD2418-3D</b>	457	485	496	556	576	596	635	695	715	735	774	794	814	874	913	973
34 1/2" High																
<b>VD123518-3D</b>	393	417	428	479	496	513	547	598	616	633	667	684	701	752	787	838
<b>VD153518-3D</b>	423	449	460	515	533	551	588	643	662	680	717	735	754	809	846	901
<b>VD183518-3D</b>	455	482	494	553	573	593	632	692	711	731	771	790	810	869	909	968
<b>VD213518-3D</b>	489	518	531	595	616	637	680	743	765	786	829	850	871	935	977	1041
<b>VD243518-3D</b>	525	557	571	639	662	685	731	799	822	845	891	913	936	1005	1050	1119
21" Deep 31 1/2" High																
<b>VD12-3D</b>	342	363	372	416	431	446	476	520	535	550	580	595	610	654	684	729
<b>VD15-3D</b>	368	390	400	448	464	480	512	559	575	591	623	639	655	703	735	783
<b>VD18-3D</b>	395	419	430	481	498	515	550	601	619	636	670	687	705	756	790	842
<b>VD21-3D</b>	425	451	462	517	536	554	591	647	665	683	720	739	757	813	850	905
<b>VD24-3D</b>	457	485	496	556	576	596	635	695	715	735	774	794	814	874	913	973
34 1/2" High																
<b>VD1235-3D</b>	393	417	428	479	496	513	547	598	616	633	667	684	701	752	787	838
<b>VD1535-3D</b>	423	449	460	515	533	551	588	643	662	680	717	735	754	809	846	901
<b>VD1835-3D</b>	455	482	494	553	573	593	632	692	711	731	771	790	810	869	909	968
<b>VD2135-3D</b>	489	518	531	595	616	637	680	743	765	786	829	850	871	935	977	1041
<b>VD2435-3D</b>	525	557	571	639	662	685	731	799	822	845	891	913	936	1005	1050	1119

**Vanity Drawer  
Four Drawer**



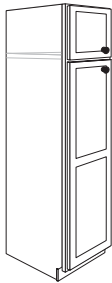
18" Deep 34 1/2" High																
<b>VD123518-4D</b>	384	407	417	467	484	501	534	584	601	618	651	668	685	735	768	818
<b>VD153518-4D</b>	413	438	449	503	520	538	574	628	646	664	700	718	736	790	826	879
<b>VD183518-4D</b>	444	471	482	540	560	579	617	675	695	714	752	772	791	849	888	945
<b>VD213518-4D</b>	477	506	519	581	602	622	664	726	747	767	809	830	850	913	954	1016
<b>VD243518-4D</b>	513	544	557	624	647	669	713	780	803	825	870	892	914	981	1026	1093
21" Deep 34 1/2" High																
<b>VD1235-4D</b>	384	407	417	467	484	501	534	584	601	618	651	668	685	735	768	818
<b>VD1535-4D</b>	413	438	449	503	520	538	574	628	646	664	700	718	736	790	826	879
<b>VD1835-4D</b>	444	471	482	540	560	579	617	675	695	714	752	772	791	849	888	945
<b>VD2135-4D</b>	477	506	519	581	602	622	664	726	747	767	809	830	850	913	954	1016
<b>VD2435-4D</b>	513	544	557	624	647	669	713	780	803	825	870	892	914	981	1026	1093

**Vanity Linen Cabinet**

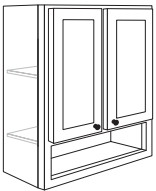
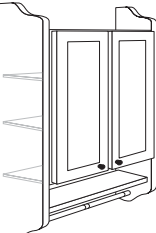
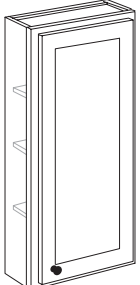


Model	1	2	3	4	5	6	7	8	9	10	11	12	13	14	15	16
Specify R or L 18" Deep																
<b>VLC184818</b>	370	393	402	450	467	483	515	563	579	595	627	643	660	708	740	788
21" Deep																
<b>VLC1848</b>	370	393	402	450	467	483	515	563	579	595	627	643	660	708	740	788

**Vanity Linen Cabinet Tall**

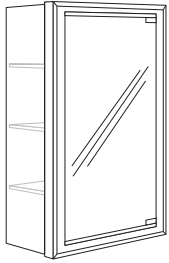


Specify R or L 18" Deep 84" High																
<b>VLC158418</b>	546	579	594	665	688	712	760	831	855	878	926	950	973	1044	1092	1163
<b>VLC188418</b>	573	608	623	698	723	748	798	872	897	922	972	997	1022	1097	1147	1221
<b>VLC248418</b>	632	671	687	769	797	824	879	962	989	1017	1072	1099	1127	1209	1264	1347
<b>VLC248418B</b>	664	704	721	808	837	866	923	1010	1039	1068	1125	1154	1183	1270	1327	1414
90" High																
<b>VLC159018</b>	568	603	617	691	716	741	790	864	889	914	963	988	1013	1087	1136	1210
<b>VLC189018</b>	596	633	648	726	752	778	830	908	933	959	1011	1037	1063	1141	1193	1271
<b>VLC249018</b>	658	698	715	800	829	858	915	1001	1029	1058	1115	1144	1172	1258	1315	1401
<b>VLC249018B</b>	690	732	750	841	871	900	961	1051	1081	1111	1171	1201	1231	1321	1381	1471
96" High																
<b>VLC159618</b>	590	626	641	718	744	770	821	898	923	949	1000	1026	1052	1129	1180	1257
<b>VLC189618</b>	620	657	673	754	781	808	862	943	970	997	1050	1077	1104	1185	1239	1320
<b>VLC249618</b>	683	725	742	831	861	891	950	1039	1069	1099	1158	1188	1218	1307	1366	1455
<b>VLC249618B</b>	717	761	780	873	904	935	998	1091	1122	1154	1216	1247	1278	1372	1434	1528
Specify R or L 21" Deep 84" High																
<b>VLC1584</b>	546	579	594	665	688	712	760	831	855	878	926	950	973	1044	1092	1163
<b>VLC1884</b>	573	608	623	698	723	748	798	872	897	922	972	997	1022	1097	1147	1221
<b>VLC2484</b>	632	671	687	769	797	824	879	962	989	1017	1072	1099	1127	1209	1264	1347
<b>VLC2484B</b>	664	704	721	808	837	866	923	1010	1039	1068	1125	1154	1183	1270	1327	1414
90" High																
<b>VLC1590</b>	568	603	617	691	716	741	790	864	889	914	963	988	1013	1087	1136	1210
<b>VLC1890</b>	596	633	648	726	752	778	830	908	933	959	1011	1037	1063	1141	1193	1271
<b>VLC2490</b>	658	698	715	800	829	858	915	1001	1029	1058	1115	1144	1172	1258	1315	1401
<b>VLC2490B</b>	690	732	750	841	871	900	961	1051	1081	1111	1171	1201	1231	1321	1381	1471
96" High																
<b>VLC1596</b>	590	626	641	718	744	770	821	898	923	949	1000	1026	1052	1129	1180	1257
<b>VLC1896</b>	620	657	673	754	781	808	862	943	970	997	1050	1077	1104	1185	1239	1320
<b>VLC2496</b>	683	725	742	831	861	891	950	1039	1069	1099	1158	1188	1218	1307	1366	1455
<b>VLC2496B</b>	717	761	780	873	904	935	998	1091	1122	1154	1216	1247	1278	1372	1434	1528

	Model	1	2	3	4	5	6	7	8	9	10	11	12	13	14	15	16
<b>Vanity Wall Boutique - 7" Deep</b> 	<b>VWB2430</b>	291	309	316	354	367	380	405	443	455	468	493	506	519	557	582	620
	<b>VWB2430B</b>	306	324	332	372	385	399	425	465	478	492	518	531	545	585	611	651
<b>Vanity Wall Boutique - 8" Deep</b> 	<b>VWB2648</b>	568	603	617	691	716	741	790	864	889	914	963	988	1013	1087	1136	1210
	Specify R or L																
<b>Vanity Wall - 4 3/4" Deep</b> 	<b>VW1530</b>	213	226	232	259	269	278	296	324	333	343	361	370	380	407	426	454

**Medicine Cabinet**

Model	Carton Quantity	Cherry	Hickory	Maple	Red Oak	Textured Laminate	Thermofol
<b>MC1627</b>	1	309	298	298	266	298	298



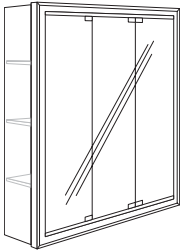
**Tri-View**

<b>TVMC2430</b>	1	455	439	439	392	439	439
-----------------	---	-----	-----	-----	-----	-----	-----

**Medicine Cabinet**

<b>TVMC3030</b>	1	525	507	507	453	507	507
-----------------	---	-----	-----	-----	-----	-----	-----

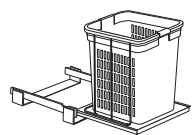
<b>TVMC3630</b>	1	607	586	586	524	586	586
-----------------	---	-----	-----	-----	-----	-----	-----



**Model**

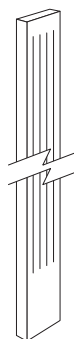
Carton Quantity	Cherry	Hickory	Maple	Red Oak	Textured Laminate	Thermofol
-----------------	--------	---------	-------	---------	-------------------	-----------

**Vanity Hamper Roll-Out**



Model	Carton Quantity	Cherry	Hickory	Maple	Red Oak	Textured Laminate	Thermofol
<b>VHRO18</b>	1	256	256	256	256	256	256

**Tall Fluted Filler**



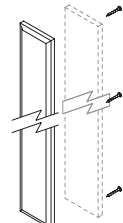
Model	Carton Quantity	Cherry	Hickory	Maple	Red Oak	Textured Laminate	Thermofol
<b>TFF3-84</b>	1	215	208	208	185	222	222
<b>TFF3-90</b>	1	231	223	223	199	239	239
<b>TFF3-93</b>	1	238	230	230	205	246	246
<b>TFF3-96</b>	1	245	237	237	212	254	254

**Vanity Filler**



<b>VF3</b>	1	50	48	48	43	48	48
------------	---	----	----	----	----	----	----

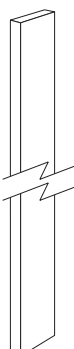
**Filler Overlay**



<b>OL3-27</b>	1	57	N/A	55	49	55	55
<b>OL3-30</b>	1	59	N/A	57	51	57	57

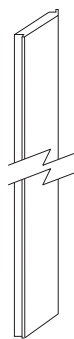
Available for all Full Overlay door styles, except Fusion

**Tall Filler**




<b>TF3-84</b>	1	95	92	92	82	92	92
<b>TF3-90</b>	1	107	103	103	92	103	103
<b>TF3-93</b>	1	121	117	117	104	117	117
<b>TF3-96</b>	1	125	121	121	108	121	121

**Filler Angle**



<b>FA3-30</b>	1	82	80	80	71	85	85
<b>FA3-42</b>	1	97	94	94	84	101	101
<b>FA3-60</b>	1	105	102	102	91	109	109

**Vanity Fluted Filler**



<b>VFF3</b>	1	109	105	105	94	105	105
-------------	---	-----	-----	-----	----	-----	-----

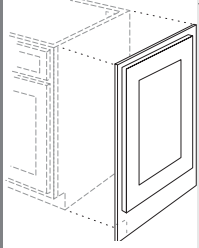
**Fluted Filler Angle**



<b>FFA3-30</b>	1	130	125	125	112	134	134
<b>FFA3-36</b>	1	140	135	135	120	144	144
<b>FFA3-39</b>	1	143	138	138	123	148	148
<b>FFA3-42</b>	1	148	143	143	128	153	153



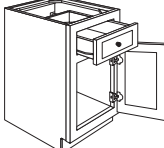

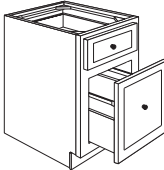
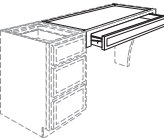
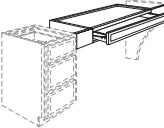
**Matching Vanity  
End Panel**

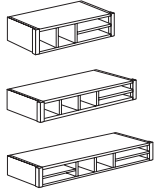


Model	1	2	3	4	5	6	7	8	9	10	11	12	13	14	15	16
<b>MVEP2131</b>	182	193	198	222	229	237	253	277	285	293	309	317	324	348	364	388
<b>MVEP2135</b>	198	210	216	242	250	259	276	302	311	319	336	345	354	380	397	423

## Notes



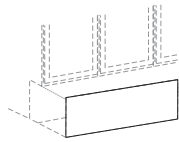
	Model	1	2	3	4	5	6	7	8	9	10	11	12	13	14	15	16	
<b>Desk Door</b> 	Specify R or L																	
	<b>DDO15</b>	289	307	314	352	364	377	402	440	452	465	490	503	515	553	578	616	
	<b>DDO18</b>	311	330	338	378	392	405	432	473	486	500	527	540	554	594	621	662	
	<b>DDO21</b>	334	354	363	407	421	436	465	508	523	537	566	581	595	639	668	712	
	<b>DDO24</b>	359	381	390	437	453	468	500	546	562	578	609	624	640	687	718	765	
<b>Desk Drawer</b> 	<b>DDR12</b>	342	363	372	416	431	446	476	520	535	550	580	595	610	654	684	729	
	<b>DDR15</b>	368	390	400	448	464	480	512	559	575	591	623	639	655	703	735	783	
	<b>DDR18</b>	395	419	430	481	498	515	550	601	619	636	670	687	705	756	790	842	
	<b>DDR21</b>	425	451	462	517	536	554	591	647	665	683	720	739	757	813	850	905	
	<b>DDR24</b>	457	485	496	556	576	596	635	695	715	735	774	794	814	874	913	973	
<b>Desk File Drawer</b> 	<b>DFD15</b>	389	413	423	474	490	507	541	592	609	626	660	677	693	744	778	829	
	<b>DFD18</b>	412	437	448	502	520	538	574	627	645	663	699	717	735	789	825	878	
	<b>DFD21</b>	437	464	475	532	551	570	608	665	684	703	741	760	779	836	874	931	
	<b>DFD24</b>	463	492	504	564	584	604	645	705	725	745	786	806	826	886	927	987	
<b>Desk Knee Drawer</b> 	18" deep																	
	<b>DKD2418</b>	227	241	247	276	286	296	316	345	355	365	385	395	405	434	454	484	
	<b>DKD3018</b>	255	271	277	311	322	333	355	388	399	410	433	444	455	488	510	543	
	<b>DKD3618</b>	287	304	312	349	361	374	399	436	449	461	486	498	511	548	573	611	
	21" deep																	
	<b>DKD24</b>	227	241	247	276	286	296	316	345	355	365	385	395	405	434	454	484	
	<b>DKD30</b>	255	271	277	311	322	333	355	388	399	410	433	444	455	488	510	543	
<b>DKD36</b>	287	304	312	349	361	374	399	436	449	461	486	498	511	548	573	611		
<b>Desk Knee Drawer Trimmable</b> 	18" deep																	
	<b>DKDT2418</b>	272	289	296	331	343	355	378	414	426	438	461	473	485	520	544	579	
	<b>DKDT3018</b>	306	324	332	372	385	399	425	465	478	492	518	532	545	585	611	651	
	<b>DKDT3618</b>	343	364	373	418	433	448	478	523	537	552	582	597	612	657	687	732	
	21" deep																	
	<b>DKDT24</b>	272	289	296	331	343	355	378	414	426	438	461	473	485	520	544	579	
	<b>DKDT30</b>	306	324	332	372	385	399	425	465	478	492	518	532	545	585	611	651	
<b>DKDT36</b>	343	364	373	418	433	448	478	523	537	552	582	597	612	657	687	732		

**Organizer**

Model	Carton Quantity	Cherry	Hickory	Maple	Red Oak	Textured Laminate	Thermofol
<b>O24</b>	1	478	461	461	412	461	461
<b>O30</b>	1	516	498	498	445	498	498
<b>O36</b>	1	554	535	535	478	535	535

**Toe Kick Cover - Laminate**

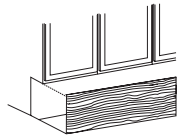
Laminate 1/8" Thick



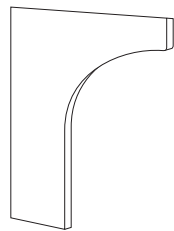
<b>TKCL8</b>	1	21	21	21	21	21	21
<b>TKCL8-4</b>	4	80	80	80	80	80	80
Textured Laminate 3/16" Thick							
<b>TKCL8-TL</b>	1	N/A	N/A	N/A	N/A	21	N/A
<b>TKCL8-TL-4</b>	4	N/A	N/A	N/A	N/A	80	N/A

**Toe Kick Cover - Veneer**

5/32" Thick



<b>TKCV8</b>	1	25	25	25	25	25	N/A
<b>TKCV8-4</b>	4	95	95	95	95	95	N/A

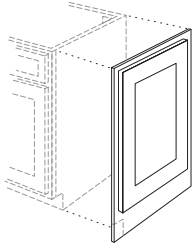
**Desk End Panel**

<b>DEP2431</b>	1	245	236	236	211	106	106
----------------	---	-----	-----	-----	-----	-----	-----

**Model**

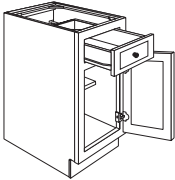
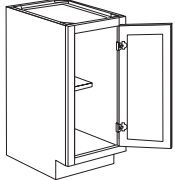
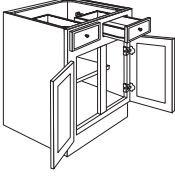
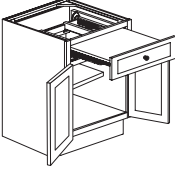

Carton Quantity  
Cherry  
Hickory  
Maple  
Red Oak  
Textured Laminate  
Thermofol


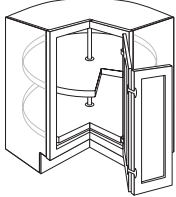
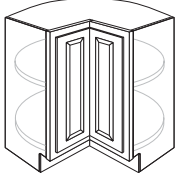
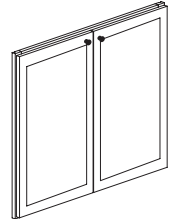
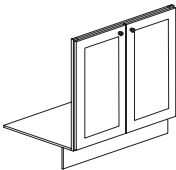
**Matching Desk  
End Panel**



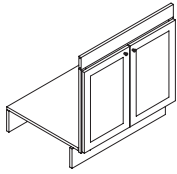
Model	1	2	3	4	5	6	7	8	9	10	11	12	13	14	15	16
MDEP	182	193	198	222	229	237	253	277	285	293	309	317	324	348	364	388



	Model	1	2	3	4	5	6	7	8	9	10	11	12	13	14	15	16
<b>Universal Base Single Door</b> 	Specify R or L																
	<b>UB12</b>	270	286	293	329	340	352	376	411	423	434	458	470	481	517	540	575
	<b>UB15</b>	290	308	316	353	366	379	404	442	454	467	492	505	517	555	581	618
	<b>UB18</b>	312	331	339	380	393	407	434	475	488	502	529	543	556	597	624	665
	<b>UB21</b>	335	356	365	408	423	437	467	510	525	540	569	583	598	642	671	715
	<b>UB24</b>	361	383	392	439	455	470	502	549	564	580	611	627	643	690	721	768
<b>Universal Base Single Door - Full-Height</b> 	Specify R or L																
	<b>UB9FH</b>	229	242	248	278	288	298	318	348	358	368	388	397	407	437	457	487
	<b>UB12FH</b>	246	261	267	299	310	320	342	374	385	395	417	427	438	470	491	523
	<b>UB15FH</b>	264	280	287	322	333	345	367	402	413	425	448	459	471	505	528	563
	<b>UB18FH</b>	284	301	309	346	358	370	395	432	444	457	481	494	506	543	568	605
	<b>UB24FH</b>	328	348	357	399	414	428	457	499	514	528	556	571	585	628	656	699
<b>Universal Base Double Door</b> 	<b>UB24B</b>	422	448	459	514	532	550	587	642	660	679	715	734	752	807	844	899
	<b>UB27B</b>	443	470	482	539	559	578	616	674	693	713	751	770	790	847	886	944
	<b>UB30B</b>	465	493	506	566	587	607	647	708	728	748	789	809	829	890	930	991
	<b>UB33B</b>	488	518	531	595	616	637	680	743	764	786	828	849	871	934	977	1041
	<b>UB36B</b>	513	544	557	624	647	669	713	780	803	825	870	892	914	981	1026	1093
	<b>UB42</b>	538	571	585	656	679	702	749	819	843	866	913	936	960	1030	1077	1147
<b>Universal Base Table Butt Door</b> 	<b>UBT24B</b>	769	816	836	936	970	1003	1070	1170	1204	1237	1304	1337	1371	1471	1538	1638
<b>Universal Base Double Door - Full-Height</b> 	<b>UB24BFH</b>	366	388	397	445	461	477	509	556	572	588	620	636	652	699	731	779
	<b>UB27BFH</b>	384	407	417	467	484	501	534	584	601	618	651	668	684	734	768	818
	<b>UB30BFH</b>	403	428	438	491	508	526	561	613	631	649	684	701	719	771	806	859
	<b>UB33BFH</b>	423	449	460	515	534	552	589	644	663	681	718	736	755	810	847	902
	<b>UB36BFH</b>	444	472	483	541	560	580	618	676	696	715	754	773	792	850	889	947
	<b>UB39FH</b>	467	495	507	568	588	609	649	710	730	751	791	812	832	893	933	994
	<b>UB42FH</b>	490	520	533	597	618	639	682	746	767	788	831	852	873	937	980	1044
	<b>UB45FH</b>	515	546	559	626	649	671	716	783	805	828	872	895	917	984	1029	1096
	<b>UB48FH</b>	540	573	587	658	681	705	752	822	846	869	916	940	963	1033	1080	1151

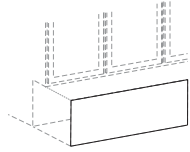
	Model	1	2	3	4	5	6	7	8	9	10	11	12	13	14	15	16
<b>Universal Base Three Drawer</b> 	<b>UBD12-3D</b>	379	402	412	461	478	494	527	577	593	610	643	659	676	725	758	807
	<b>UBD15-3D</b>	407	432	443	496	514	531	567	620	638	655	691	709	726	779	815	868
	<b>UBD18-3D</b>	438	465	476	533	552	571	609	666	686	705	743	762	781	838	876	933
	<b>UBD21-3D</b>	471	500	512	573	594	614	655	716	737	757	798	819	839	901	942	1003
	<b>UBD24-3D</b>	506	537	550	616	638	660	704	770	792	814	858	880	902	968	1012	1078
<b>Universal Base Corner Revolving</b> 	Specify R or L																
	<b>UBCR36</b>	586	622	637	713	739	764	815	892	917	943	994	1019	1044	1121	1172	1248
<b>Universal Base Lazy Susan</b> 	<b>UBLS36</b>	565	599	614	688	712	N/A	786	860	884	909	N/A	N/A	N/A	1081	N/A	N/A
	Available in traditional overlay door styles only																
<b>Universal Base Sink Front Butt Door - Full-Height</b> 	<b>UBSF36BFH</b>	300	318	326	365	379	392	418	457	470	483	509	522	535	574	600	640
<b>Universal Base Sink Front Cabinet Kit - Full-Height</b> 	<b>USFCK30BFH</b>	277	294	301	337	349	361	385	422	434	446	470	482	494	530	554	590
	<b>USFCK33BFH</b>	291	309	316	354	367	379	405	443	455	468	493	506	518	556	582	620
	<b>USFCK36BFH</b>	305	324	332	372	385	398	425	465	478	491	518	531	544	584	611	651
	<b>USFCK42FH</b>	337	357	366	410	425	439	468	512	527	542	571	586	600	644	673	717

**Universal  
Removable Sink  
Front Double  
Doors**



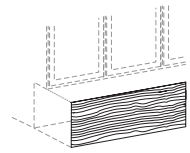
Model	1	2	3	4	5	6	7	8	9	10	11	12	13	14	15	16
<b>URSF30B</b>	366	389	398	446	462	478	510	558	574	590	621	637	653	701	733	781
<b>URSF33B</b>	381	404	414	464	481	497	530	580	597	613	646	663	679	729	762	812
<b>URSF36B</b>	396	420	431	483	500	517	551	603	620	638	672	689	707	758	793	844
<b>URSF42</b>	408	433	444	497	515	533	568	621	639	657	692	710	728	781	817	870

**Universal Base  
Toe Kick Cover -  
Laminate**



Model	Cherry	Hickory	Maple	Red Oak	Textured Laminate	Thermofol
Laminate 1/8" Thick						
<b>TKCUL8</b>	21	21	21	21	21	21
<b>TKCUL8-4</b>	80	80	80	80	80	80
Textured Laminate 3/16" Thick						
<b>TKCUL8-TL</b>	N/A	N/A	N/A	N/A	21	N/A
<b>TKCUL8-TL-4</b>	N/A	N/A	N/A	N/A	80	N/A

**Universal Base  
Toe Kick Cover -  
Veneer**



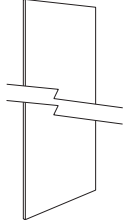
<b>TKCUV8</b>	30	30	30	30	30	N/A
<b>TKCUV8-4</b>	116	116	116	116	116	N/A

**Model**


Model	Cherry	Hickory	Maple	Red Oak	Textured Laminate	Thermofol



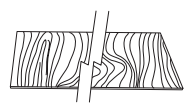
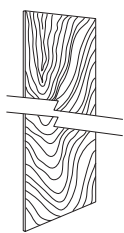
Model	Carton Quantity	Cherry	Hickory	Maple	Red Oak	Textured Laminate	Thermofol
	<b>Panel Backer-Paper</b>	Paper					
<b>PB4896P</b>	1	122	122	122	122	N/A	122
<b>PB4896P-2</b>	2	232	232	232	232	N/A	232
	Textured Laminate						
<b>PB4896P-TL</b>	1	N/A	N/A	N/A	N/A	122	N/A
<b>PB4896P-TL-2</b>	2	N/A	N/A	N/A	N/A	232	N/A



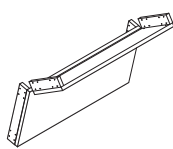
Model	Carton Quantity	Cherry	Hickory	Maple	Red Oak	Textured Laminate	Thermofol
	<b>Panel Backer 3' Tall-Veneer</b>	Veneer					
<b>PB4834</b>	1	233	225	225	201	225	N/A
<b>PB4834-4</b>	4	886	855	855	764	855	N/A



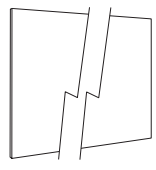
<b>Panel Backer-Veneer</b>	4' x 8' Veneer						
<b>PB4896</b>	1	421	407	407	363	407	N/A
<b>PB4896-2</b>	2	800	772	772	690	772	N/A
	8' x 4' Veneer						
<b>PB9648</b>	1	524	506	506	452	N/A	N/A
<b>PB9648-2</b>	2	996	962	962	859	N/A	N/A



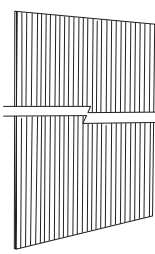
<b>Universal Access Panel</b>	<b>UAP30</b>	1	247	239	239	213	239	239
	<b>UAP33</b>	1	254	245	245	219	245	245
	<b>UAP36</b>	1	261	252	252	225	252	252
	<b>UAP42</b>	1	268	258	258	231	258	258




<b>Panel Backer 3' Tall-Paper</b>	Paper						
<b>PB4834P</b>	1	N/A	N/A	65	N/A	N/A	65
<b>PB4834P-4</b>	4	N/A	N/A	247	N/A	N/A	247
	Texture Laminate						
<b>PB4834P-TL</b>	1	N/A	N/A	N/A	N/A	65	N/A
<b>PB4834P-TL-4</b>	4	N/A	N/A	N/A	N/A	247	N/A



<b>V-Groove Panel</b>	<b>VGP4834</b>	1	284	274	274	245	274	274
	<b>VGP4896</b>	1	651	628	628	561	628	628



<b>CoreGuard® Panel Backer</b>	<b>CGPB36</b>	1	80	80	80	80	80	80
--------------------------------	---------------	---	----	----	----	----	----	----



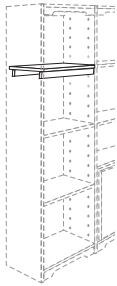
	Model	Carton Quantity	Cherry	Hickory	Maple	Red Oak	Textured Laminate	Thermofol
<b>Furniture Shelf Kit</b>	13" Deep							
	<b>FS3013</b>	1	116	112	112	100	50	50
	<b>FS3613</b>	1	134	129	129	115	58	58
	<b>FS1384</b>	1	291	281	281	251	126	126
	21" Deep							
	<b>FS3021</b>	1	137	133	133	118	59	59
	<b>FS3621</b>	1	160	155	155	138	69	69
<b>FS2184</b>	1	349	337	337	301	151	151	



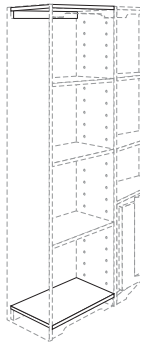
**Toeboard/  
Valance**



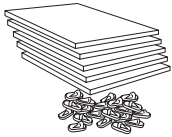



	Model	Carton Quantity	Cherry	Hickory	Maple	Red Oak	Textured Laminate	Thermofol
<b>Heavy Duty Furniture Shelf Kit</b>	13" Deep							
	<b>HDFS3013</b>	1	155	150	150	134	67	67
	<b>HDFS3613</b>	1	162	157	157	140	70	70



	Model	Carton Quantity	Cherry	Hickory	Maple	Red Oak	Textured Laminate	Thermofol
<b>Shelf Top and Bottom</b>	13" Deep							
	<b>STB3013</b>	1	140	136	136	121	61	61
	<b>STB3613</b>	1	164	158	158	141	71	71
	21" Deep							
	<b>STB3021</b>	1	186	179	179	160	80	80
	<b>STB3621</b>	1	201	194	194	173	87	87



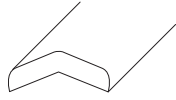
	Model	Carton Quantity	Cherry	Hickory	Maple	Red Oak	Textured Laminate	Thermofol
<b>Toeboard/ Valance</b>	<b>TBV30</b>	1	117	113	113	101	50	50
	<b>TBV36</b>	1	120	116	116	104	52	52

ITEM	MODEL	Qty	Price	ITEM	MODEL	Qty	Price	ITEM	MODEL	Qty	Price
Shelf Kits 	PCSK3612-3/4	1	88	Replacement Shelves Continued	RBS3024PB	1	34	Replacement Shelves Continued	RWS3012	1	45
	USK1512-3/4	1	83		RBS3324	1	44		RWS3012PW	1	45
	USK1812-3/4	1	87		RBS3624	1	47		RWS3312	1	45
	USK2412-3/4	1	96		RBS3624BCD	1	29		RWS3612	1	46
	USK1524-3/4	1	155		RBS3624PB	1	38		RWS3612PW	1	46
	USK1824-3/4	1	160		RBS3636BCFS	1	42		RWS3912	1	24
	USK2424-3/4	1	171		RBS3924	1	49		RWS4212	1	25
	VLSK1521-3/4	1	155		RBS4224	1	52		RWS4512	1	26
	VLSK1821-3/4	1	160		RBS4524	1	54		RWS4812	1	27
	VLSK2421-3/4	1	167		RBS4824	1	58		RWS0915	1	3
	USK3012-3/4	1	105		RBS5424	1	64		RWS1215	1	3
	USK3612-3/4	1	117		RTS1512	1	9		RWS1515	1	6
	USK3024-3/4	1	183		RTS1812	1	11		RWS1815	1	7
	USK3624-3/4	1	195		RTS2412	1	14		RWS2115	1	11
Replacement Shelves 	RBS1212	1	8		RTS3012	1	15		RWS2415	1	11
	RBS1512	1	6		RTS3612	1	16		RWS2715	1	4
	RBS1812	1	11		RTS1518	1	12		RWS2715WMS	1	174
	RBS2112	1	12		RTS1818	1	13		RWS3015	1	19
	RBS2412	1	14		RTS2418	1	15		RWS3015WMS	1	173
	RBS2712	1	15		RTS1521	1	14		RWS3315	1	18
	RBS3012	1	19		RTS1821	1	14		RWS3615	1	18
	RBS3312	1	22		RTS2421	1	16		RWS3915	1	5
	RBS3612	1	25		RTS1524	1	16		RWS4215	1	6
	RBS3912	1	28		RTS1824	1	25		RWS4515	1	6
	RBS3912HDS	1	38		RTS2424	1	32		RWS4815	1	6
	RBS4212	1	31		RTS2724	1	38		RWS2418WMSC	1	173
	RBS4212HDS	1	38		RTS3024	1	38		RWS2718WMS	1	174
	RBS4512	1	34		RTS3324	1	42		RWS2718WMSC	1	174
	RBS4512HDS	1	40		RTS3624	1	44		RWS3018WMS	1	173
	RBS4812	1	38		RVS1505VW	1	8		RWS0924	1	11
	RBS4812HDS	1	44		RVS1627MC	1	5		RWS1224	1	12
	RBS5412	1	44		RVS24/3630TVMC	1	7		RWS1524	1	25
	RBS5412HDS	1	50		RVS3030TVMC-LSIDE	1	4		RWS1824	1	26
	RBS1224	1	11		RVS3030TVMC-RSIDE	1	4		RWS2124	1	44
	RBS1224BEA	1	14		RVS3630TVMC	1	5		RWS2424	1	44
	RBS1524	1	18		RVS2407VWB	1	10		RWS4824	1	27
	RBS1824	1	26		RVS1818	1	19		RWS2424WA	1	49
	RBS1824PB	1	20		RVS1821	1	19		RWS2424PWA	1	64
	RBS2124	1	30		RWS0912	1	11		RWS2424WEZR	1	60
	RBS2124PB	1	24		RWS1212	1	12		RWS2724	1	19
	RBS2424	1	33		RWS1212WCA	1	7		RWS3024	1	45
	RBS2424BCA	1	32		RWS1212WEC	1	10		RWS3324	1	45
	RBS2424BCD	1	14		RWS1512	1	25		RWS3624	1	46
	RBS2424BEC	1	33		RWS1812	1	26		RWS3924	1	40
	RBS2424PB	1	26		RWS1812PW	1	26		RWS4224	1	25
	RBS2724	1	36		RWS2112	1	44		RWS4524	1	26
	RBS2724PB	1	39		RWS2112PW	1	44		RWS2727WA	1	57
	RBS3024	1	40		RWS2412	1	44				
	RBS3024BCD	1	22		RWS2412PW	1	44				
			RWS2712	1	19						



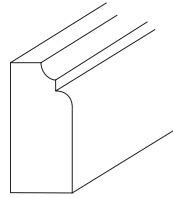


**Angled Outside Corner Molding - 135°**



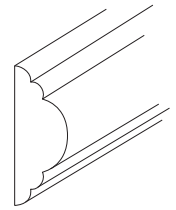
Model	Carton Quantity	Cherry	Hickory	Maple	Red Oak	Textured Laminate	Thermofol
<b>AOSC8</b>	1	57	55	55	49	55	55
<b>AOSC8-25</b>	25	1350	1303	1303	1164	1303	1303

**Countertop Molding - Decorative Edge**



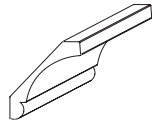
Model	Carton Quantity	Cherry	Hickory	Maple	Red Oak	Textured Laminate	Thermofol
<b>CTD8</b>	1	72	69	69	62	69	69
<b>CTD8-16</b>	16	1093	1055	1055	942	1055	1055

**Chair Rail Molding**



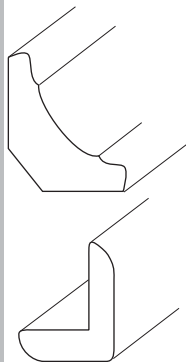
<b>CR8</b>	1	68	66	66	59	66	66
<b>CR8-15</b>	15	975	942	942	841	942	942

**Cove Molding**



Cove Large Molding Solid Wood 8'							
<b>CVLM8</b>	1	160	N/A	155	138	155	155
<b>CVLM8-4</b>	4	608	N/A	587	524	587	587
Cove Large Molding Textured Laminate 8'							
<b>CVLM8-TL</b>	1	N/A	N/A	N/A	N/A	155	N/A
Cove Large Molding Solid Wood 10'							
<b>CVLM-SW10</b>	1	190	N/A	184	164	184	184
<b>CVLM-SW10-4</b>	4	724	N/A	699	624	699	699
Cove Extra Large Molding 8'							
<b>CVXLM8</b>	1	245	N/A	236	211	236	236

**Corner Molding**



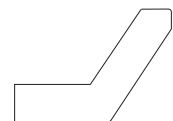
Inside Corner Molding Solid Wood							
<b>ICM8</b>	1	50	48	48	43	48	48
<b>ICM8-25</b>	25	1185	1144	1144	1021	1144	1144
Inside Corner Molding Paper Wrapped							
<b>ICPM8</b>	1	N/A	N/A	N/A	14	N/A	14
<b>ICPM8-20</b>	20	N/A	N/A	N/A	266	N/A	266
Inside Corner Molding Textured Laminate							
<b>ICM8-TL</b>	1	N/A	N/A	N/A	N/A	48	N/A
Outside Corner Molding Solid Wood							
<b>OSC8</b>	1	52	50	50	45	50	50
<b>OSC8-25</b>	25	1240	1197	1197	1069	1197	1197
Outside Corner Molding Paper Wrapped							
<b>OSCP8</b>	1	N/A	N/A	N/A	16	N/A	16
<b>OSCP8-20</b>	20	N/A	N/A	N/A	304	N/A	304
Outside Corner Molding Textured Laminate							
<b>OSC8-TL</b>	1	N/A	N/A	N/A	N/A	50	N/A

**Cove Light Rail Molding**



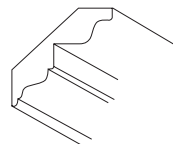
<b>CVLR8</b>	1	72	N/A	69	62	69	69
<b>CVLR8-6</b>	6	410	N/A	396	353	396	396

**Angle Crown Molding**

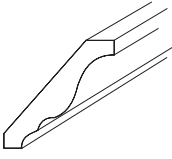


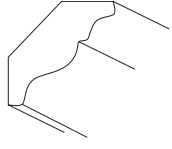
Finished							
<b>ACM8</b>	1	123	119	119	106	119	N/A
<b>ACM8-6</b>	6	701	677	677	604	677	N/A
Unfinished							
<b>ACM8-UF</b>	1	123	N/A	119	106	N/A	N/A
<b>ACM8-6-UF</b>	6	701	N/A	677	604	N/A	N/A
Textured Laminate							
<b>ACM8-TL</b>	1	N/A	N/A	N/A	N/A	119	N/A

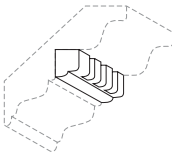
**Classic Crown Molding**

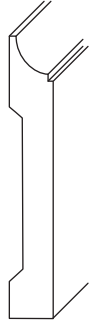
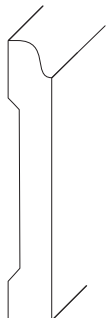


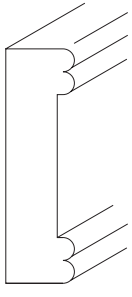
8' length							
<b>CCM8</b>	1	193	186	186	166	186	186
10' length							
<b>CCM-SW10</b>	1	229	221	221	198	221	221

	Model	Carton Quantity	Cherry	Hickory	Maple	Red Oak	Textured Laminate	Thermofoli
<b>Crown Molding</b> 	8' length							
	<b>CM8</b>	1	115	111	111	99	111	111
	<b>CM8-15</b>	15	1636	1580	1580	1411	1580	1580
	10' length							
	<b>CM-SW10</b>	1	137	132	132	118	141	141
	<b>CM-SW10-15</b>	15	1947	1880	1880	1679	2015	2015

<b>Soffit Crown Molding</b> 	8' length							
	<b>SCM8</b>	1	89	86	86	77	86	86
	10' length							
	<b>SCM-SW10</b>	1	107	103	103	92	103	103


<b>Dentil Molding</b> 	<b>DM8</b>	1	118	114	114	102	114	114
--	------------	---	-----	-----	-----	-----	-----	-----

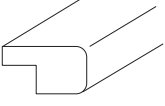
<b>Furniture Base</b>  	Contemporary Furniture Base							
	<b>CFB8</b>	1	152	147	147	131	147	147
	Traditional Furniture Base							
	<b>TFB8</b>	1	152	147	147	131	147	147

	Model	Carton Quantity	Cherry	Hickory	Maple	Red Oak	Textured Laminate	Thermofoli
<b>Library Molding</b> 	<b>LM8</b>	1	132	128	128	114	128	128
	<b>LM8-10</b>	10	1256	1213	1213	1083	1213	1213

<b>Mirror Molding</b> 	<b>MM8</b>	1	96	93	93	83	93	93
	<b>MM8-2</b>	2	183	177	177	158	177	177

<b>Narrow Batten Molding</b> 	<b>NBM8</b>	1	36	35	35	31	35	35
	<b>NBM8-25</b>	25	854	825	825	736	825	825

<b>Quarter Round Molding</b> 	Quarter Round Molding Solid Wood							
	<b>QR8</b>	1	39	38	38	34	38	38
	<b>QR8-28</b>	28	1049	1013	1013	904	1013	1013
	Quarter Round Molding Textured Laminate							
	<b>QR8-TL</b>	1	N/A	N/A	N/A	N/A	38	N/A

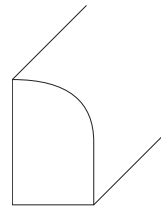
<b>Radius Cabinet Molding</b> 	<b>RCM8</b>	1	206	199	199	178	199	199
	<b>RCM8-6</b>	6	1177	1136	1136	1015	1136	1136

**Rope Molding**



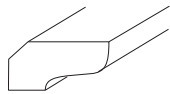
Model	Carton Quantity	Cherry	Hickory	Maple	Red Oak	Textured Laminate	Thermofol
<b>RM8</b>	1	90	90	90	90	90	90

**Shoe Molding**




Model	Carton Quantity	Cherry	Hickory	Maple	Red Oak	Textured Laminate	Thermofol
<b>SHO8</b>	1	39	38	38	34	38	38
<b>SHO8-25</b>	25	937	904	904	808	904	904

**Scribe Cove Molding**



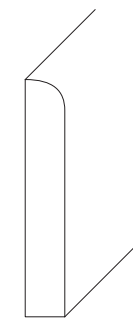
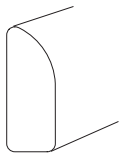
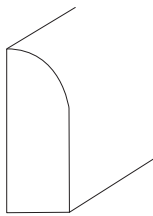
Model	Carton Quantity	Cherry	Hickory	Maple	Red Oak	Textured Laminate	Thermofol
<b>SCV8</b>	1	44	43	43	38	43	43
<b>SCV8-25</b>	25	1047	1011	1011	903	1011	1011

**Single Bead Pilaster**



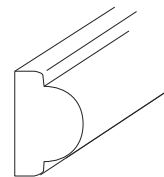
Model	Carton Quantity	Cherry	Hickory	Maple	Red Oak	Textured Laminate	Thermofol
<b>SBP8</b>	1	175	169	169	151	169	169

**Scribe Molding**



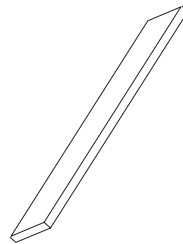
Scribe Molding Solid Wood							
<b>SM8</b>	1	31	30	30	27	32	32
<b>SM8-63</b>	63	1875	1810	1810	1616	1939	1939
Paper Wrapped							
<b>SPM8</b>	1	N/A	N/A	N/A	10	N/A	10
<b>SPM8-100</b>	100	N/A	N/A	N/A	950	N/A	950
Scribe Molding Textured Laminate							
<b>SM8-TL</b>	1	N/A	N/A	N/A	N/A	32	N/A
Wide Scribe Molding							
<b>WSM8</b>	1	46	45	45	40	45	45
<b>WSM8-25</b>	25	1102	1064	1064	950	1064	1064

**Single Bead Trim**




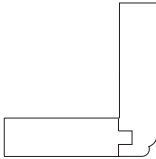
Model	Carton Quantity	Cherry	Hickory	Maple	Red Oak	Textured Laminate	Thermofol
<b>SBT8</b>	1	73	71	71	63	71	71

**Solid Wood Stock**




Model	Carton Quantity	Cherry	Hickory	Maple	Red Oak	Textured Laminate	Thermofol
<b>SWS4</b>	1	84	81	81	72	81	81
<b>SWS6</b>	1	124	120	120	107	120	120
<b>SWS8</b>	1	201	194	194	174	194	194



	Model	Carton Quantity	Cherry	Hickory	Maple	Red Oak	Textured Laminate	Thermofol
<b>Starter Molding</b>  	Starter Molding							
	<b>STR8</b>	1	271	262	262	234	262	262
	Large Starter Molding							
	<b>LSTR8</b>	1	284	274	274	245	274	274

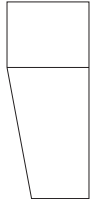
<b>Triple Bead Edging</b> 	<b>TBE8</b>	1	36	35	35	31	35	35
	<b>TBE8-25</b>	25	854	825	825	736	825	825

<b>Triple Bead Pilaster</b> 	<b>TBP8</b>	1	216	208	208	186	208	208
--	-------------	---	-----	-----	-----	-----	-----	-----

<b>Under Cabinet Molding</b> 	<b>UCM8</b>	1	89	86	86	77	86	86
	<b>UCM8-11</b>	11	933	901	901	805	901	901

Model	Carton Quantity	Cherry	Hickory	Maple	Red Oak	Textured Laminate	Thermofol

**Tapered Foot**



Model	Carton Quantity	Cherry	Hickory	Maple	Red Oak	Textured Laminate	Thermofol
Finished							
<b>PFT</b>	1	171	165	165	147	165	N/A
Unfinished							
<b>PFT-UF</b>	1	171	N/A	165	147	N/A	N/A

**Spindles**



Model	Carton Quantity	Cherry	Hickory	Maple	Red Oak	Textured Laminate	Thermofol
Spindle Finished							
<b>SP5-36</b>	1	602	N/A	581	519	581	581
<b>SP5-42</b>	1	668	N/A	645	576	645	645
Spindle Unfinished							
<b>SP5-36-UF</b>	1	N/A	N/A	581	N/A	N/A	N/A
<b>SP5-42-UF</b>	1	N/A	N/A	645	N/A	N/A	N/A
Roman Spindle Finished							
<b>RSP5-36</b>	1	619	N/A	598	534	598	598
Roman Spindle Unfinished							
<b>RSP5-36-UF</b>	1	N/A	N/A	598	N/A	N/A	N/A

**Tapered Leg Base**



Model	Carton Quantity	Cherry	Hickory	Maple	Red Oak	Textured Laminate	Thermofol
Finished							
<b>PLB</b>	1	441	426	426	380	426	N/A
Unfinished							
<b>PLB-UF</b>	1	441	N/A	426	380	N/A	N/A




**Plain Square Post**




Model	Carton Quantity	Cherry	Hickory	Maple	Red Oak	Textured Laminate	Thermofol
<b>PSP6-30</b>	1	450	N/A	435	388	435	435
<b>PSP6-34</b>	1	504	N/A	487	435	487	487
<b>PSP6-36</b>	1	509	N/A	491	438	491	491
<b>PSP6-42</b>	1	626	N/A	604	539	604	604

**Ansel Corbel**



Model	Carton Quantity	Cherry	Hickory	Maple	Red Oak	Textured Laminate	Thermofol
Small							
<b>ANC49</b>	1	223	N/A	215	N/A	215	215
<b>ANC49-UF</b>	1	223	N/A	215	N/A	N/A	N/A
Large							
<b>ANC313</b>	1	270	N/A	261	N/A	261	261
<b>ANC313-UF</b>	1	270	N/A	261	N/A	N/A	N/A

**Ansel Foot**



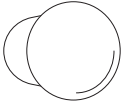
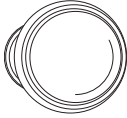
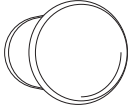
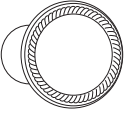

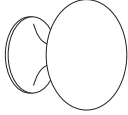
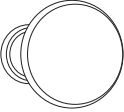


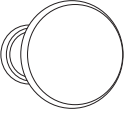
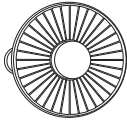
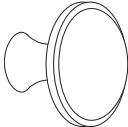
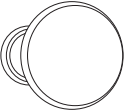

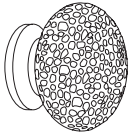
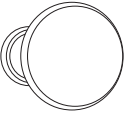

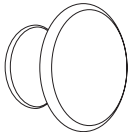
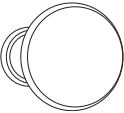

Model	Carton Quantity	Cherry	Hickory	Maple	Red Oak	Textured Laminate	Thermofol
<b>ANFT</b>	1	133	N/A	129	N/A	129	129
<b>ANFT-UF</b>	1	133	N/A	129	N/A	N/A	N/A




**Ansel Leg Base**


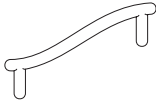


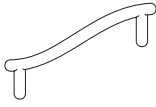
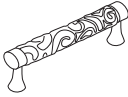

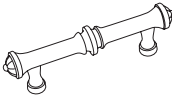


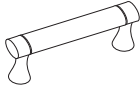
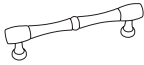


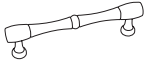


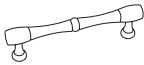



Model	Carton Quantity	Cherry	Hickory	Maple	Red Oak	Textured Laminate	Thermofol
<b>ANLB</b>	1	302	N/A	291	N/A	291	291
<b>ANLB-UF</b>	1	302	N/A	291	N/A	N/A	N/A



ITEM	MODEL	Qty	Price	ITEM	MODEL	Qty	Price	ITEM	MODEL	Qty	Price
White Ceramic Knob	HK02	1	4	Antique Iron Knob	HK119	1	4	Satin Nickel Knob	HK137	1	4
	HK02-100	100	380		HK119-100	100	380		HK137-100	100	380
											
Satin Nickel Rope Knob	HK107	1	5	Satin Nickel Knob	HK120	1	4	Satin Nickel Football Shaped Knob	HK138	1	5
	HK107-100	100	475		HK120-100	100	380		HK138-100	100	475
											
Solid Bright Brass Knob	HK108	1	6	Antique Pewter Braided Knob	HK123	1	4	Brushed Satin Pewter French Tassel Round Knob	HK150	1	5
	HK108-100	100	570		HK123-100	100	380		HK150-100	100	475
											
Satin Nickel Knob	HK109	1	5	Copper-Pewter Knob	HK125	1	4	Black Ceramic Insert Round Knob	HK152	1	4
	HK109-100	100	475		HK125-100	100	380		HK152-100	100	380
											
Black Nickel Knob	HK110	1	5	Rusty Flower Knob	HK126	1	4	Tumbled Dark Gunmetal Round Knob	HK155	1	7
	HK110-100	100	475		HK126-100	100	380		HK155-100	100	665
											
Bright Chrome Knob	HK111	1	5	Dusty Copper Flower Knob	HK127	1	4	Oil Rubbed Bronze Round Knob	HK157	1	4
	HK111-100	100	475		HK127-100	100	380		HK157-100	100	380
											
Satin Aluminum Knob	HK117	1	6	Antique Pewter Flower Knob	HK128	1	4				
	HK117-100	100	570		HK128-100	100	380				
											

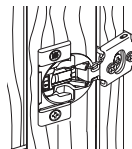
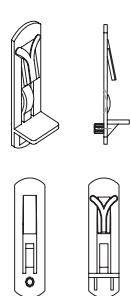
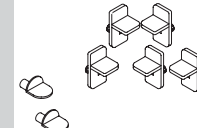
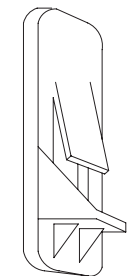
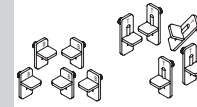
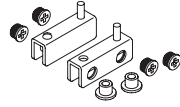
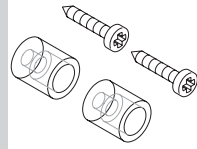

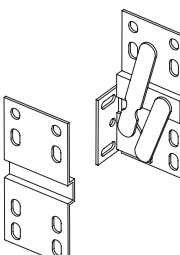
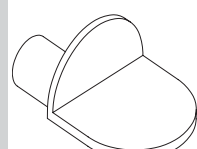
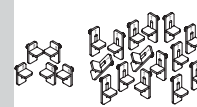
ITEM	MODEL	Qty	Price	ITEM	MODEL	Qty	Price	ITEM	MODEL	Qty	Price
<b>Satin Nickel Diminishing Knob</b>	HK158	1	2								
	HK158-100	100	190								
											
<b>Ochre Finished Ceramic Totem Knob</b>	HK161	1	5								
	HK161-100	100	475								
											
<b>Venetian Bronze Copper French Lace Knob</b>	HK162	1	5								
	HK162-100	100	475								
											

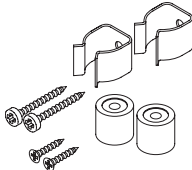
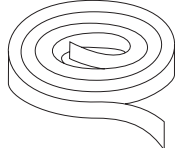

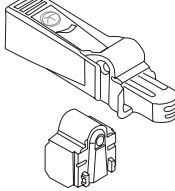
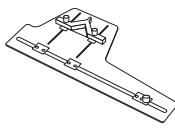


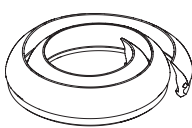
ITEM	MODEL	Qty	Price	ITEM	MODEL	Qty	Price	ITEM	MODEL	Qty	Price
Satin Nickel Suitcase Pull	HP103	1	5	Satin Nickel Fusilli Pull	HP139	1	4	Satin Nickel Wavy Pull	HP159	1	9
	HP103-100	100	475		HP139-100	100	380		HP159-100	100	855
											
Satin Nickel Rope Pull	HP106	1	5	White Fusilli Pull	HP140	1	4	Ochre Finished Ceramic Totem Pull	HP160	1	7
	HP106-100	100	475		HP140-100	100	380		HP160-100	100	665
											
Satin Aluminum Boat Cleat Transitional Pull	HP112	1	10	Brushed Satin Pewter French Tassel Pull	HP151	1	7	Chrome Traditional Pull	HP163	1	8
	HP112-100	100	950		HP151-100	100	665		HP163-100	100	760
											
Satin Nickel Traditional Pull	HP118	1	3	Black Ceramic Insert Pull	HP153	1	6	Satin Nickel Traditional Pull	HP164	1	8
	HP118-100	100	285		HP153-100	100	570		HP164-100	100	760
											
Antique Pewter Braided Pull	HP124	1	7	Tumbled Dark Gunmetal Mission Style Ringed Pendant Pull	HP154	1	4	Bright Brass Traditional Pull	HP165	1	8
	HP124-100	100	665		HP154-100	100	380		HP165-100	100	760
											
Satin Nickel Wire Cable Pull	HP131	1	6	Oil Rubbed Bronze Cup Pull	HP156	1	6	Black Nickel Traditional Pull	HP166	1	8
	HP131-100	100	570		HP156-100	100	570		HP166-100	100	760
											
Satin Nickel Canoe Pull	HP135	1	6								
	HP135-100	100	570								
											

ITEM	MODEL	Qty	Price	ITEM	MODEL	Qty	Price	ITEM	MODEL	Qty	Price		
3/4 Extension Side Mount Roller Guide Kit	GDESM18KIT	1	87	Full Extension Side Mount Ball Bearing Guide Kit	GDEFESMBB21KIT	1	87	Full Extension Under Mount SoftAction+ Guides	GDEUMFESAL18	1	47		
	GDESM21KIT	1	87		GDEFESMBB24KIT	1	87		GDEUMFESAL21	1	47		
	GDESM24KIT	1	87						GDEUMFESAL24	1	47		
3/4 Extension Side Mount Roller Guide Peninsula Base Kit	GDESMPB24KIT	1	87	Full Extension Side Mount Ball Bearing Guides	GDEFESMBBIL21	1	22		Full Extension Heavy Duty Under Mount SoftAction+ Guide Set	GDEUMFESAHD24SET	1	87	
					GDEFESMBBIL21-10	10	209						
					GDEFESMBBIL24	1	26						
					GDEFESMBBIL24-10	10	247						
					GDEFESMBBIR21	1	22						
					GDEFESMBBIR21-10	10	209						
					GDEFESMBBIR24	1	26						
					GDEFESMBBIR24-10	10	247						
					GDEFESMBBO21	1	26						
					GDEFESMBBO21-10	10	247						
3/4 Extension Side Mount Roller Guides	GDESMIL18	1	6	Full Extension Under Mount SoftAction+ Guide Kit	GDEUMFESA18KIT	1	87	Locking Device - Full Extension Heavy Duty Under Mount SoftAction+ Guides	LKDVUMFESAGDEHDL	1	19		
	GDESMIL18-10	10	57		GDEUMFESA21KIT	1	87		LKDVUMFESAGDEHDR	1	19		
	GDESMIL21	1	6			GDEUMFESA24KIT	1	87					
	GDESMIL21-10	10	57										
	GDESMIL24	1	6										
	GDESMIL24-10	10	57										
	GDESMIR18	1	6										
	GDESMIR18-10	10	57										
	GDESMIR21	1	6										
	GDESMIR21-10	10	57										
	GDESMIR24	1	6										
	GDESMIR24-10	10	57										
	GDESMOL18	1	6	Full Extension Under Mount SoftAction+ Peninsula Base Guide Kit	GDEUMFESAPB24KIT	1	47	Locking Device - Full Extension Under Mount SoftAction+ Guides	LKDVUMFESAGDEL	1	19		
	GDESMOL18-10	10	57						LKDVUMFESAGDER	1	19		
	GDESMOL21	1	6										
	GDESMOL21-10	10	57										
	GDESMOL24	1	6										
	GDESMOL24-10	10	57										
	GDESMOR18	1	6										
	GDESMOR18-10	10	57										
GDESMOR21	1	6											
GDESMOR21-10	10	57											
GDESMOR24	1	6											
GDESMOR24-10	10	57											



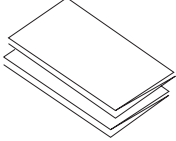
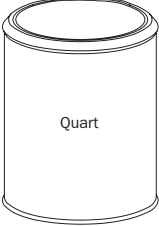
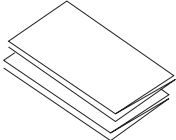
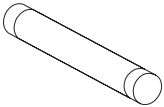
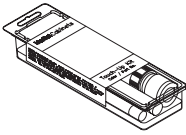
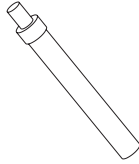

ITEM	MODEL	Qty	Price	ITEM	MODEL	Qty	Price	ITEM	MODEL	Qty	Price
Rear Mounting Bracket - 3/4 Extension Side Mount Roller Guides	RMBSMGDE	1	2	Rear Mounting Bracket - Full Extension Under Mount SoftAction+ Guides DKD	RMBUMFESAGDEDKDSET	1	5	Bi-Fold Hinge	HINBIFOLD-1CT	1	14
	RMBSMGDE-25	25	49		HINBIFOLD-10CT	10	133				
Rear Mounting Bracket - 3/4 Extension Side Mount Roller Guides Peninsula Base	RMBSMGDEPB	1	2	Rear Mounting Bracket - Full Extension Side Mount Ball Bearing Guides	RMBFESMBBGDE	1	8	Face Mount Hinge	Face Mount Hinge SoftAction		
	RMBSMGDEPB-2	2	3		HINSCFM-1PR	1	26				
Rear Mounting Bracket - Full Extension Under Mount SoftAction+ Guides	RMBUMFESAGDE-2	2	21	Rear Adjustment Adapter - Full Extension Heavy Duty Under Mount SoftAction+ Guides	RAAUMFESAGDEHDSET	1	22	Full Overlay 6 Way Hinge	Face Mount Hinge		
					HINFM-1PR	1	26				
Rear Mounting Bracket - Full Extension Under Mount SoftAction+ Guides Peninsula Base	RMBUMFESAGDEPB-2	2	15	170 Degree Hinge	HIN170FRM-1CT	1	14	HINFOL6WY-1PR	1	22	
					HIN170FRM-10CT	10	133		HINFOL6WY-10PR	10	206
								6 Way Hinge			
								HINFOL6WY-1PR	1	22	
								HINFOL6WY-10PR	10	209	

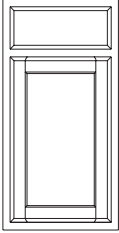
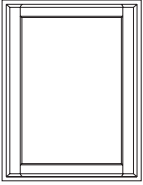


ITEM	MODEL	Qty	Price	ITEM	MODEL	Qty	Price	ITEM	MODEL	Qty	Price
<b>Traditional Overlay 6 Way Hinge</b> 	SoftAction Hinge			<b>3/4" Shelf Clip</b> 	SHCLP34	1	2	<b>Shelf Support Pack</b> 	SHSUPPK	1	3
	HIN SCTOL6WY-1PR	1	22		SHCLP34-20	20	10		SHSUPPK-25	25	46
	HIN SCTOL6WY-10PR	10	206		SHCLP34-100	100	60				
	6 Way Hinge										
	HINTOL6WY-1PR	1	22								
	HINTOL6WY-10PR	10	209								
				<b>3/4" Shelf Clip with Stop</b> 	SHCLPLK34L	1	1	<b>Shelf Support Pack MG/PM - 24" and 30" High</b> 	SHSUPPKMGD24/30	1	3
			SHCLPLK34L-20		20	39					
			SHCLPLK34R		1	1					
			SHCLPLK34R-20		20	39					
<b>Medicine Cabinet Pack Hinge</b> 	HIN MCPK	1	7								
	HIN MCPK-10	10	67								
				<b>Shelf Support Back Pack</b> 	SHSUPBPK	1	3	<b>Shelf Support Pack MG/PM - 36" High</b> 	SHSUPPKMGD36	1	5
			SHSUPBPK-10		10	6					
			SHSUPBPK-100		100	77					
<b>Utility Tray Hinge</b> 	HIN TOST-1PR	1	10	<b>Shelf Support Center</b> 	SHSUPC	1	10	<b>Shelf Support Pack MG/PM - 39" and 42" High</b> 	SHSUPPKMGD39/42	1	5
					SHSUPC-10	10	23				

ITEM	MODEL	Qty	Price	ITEM	MODEL	Qty	Price	ITEM	MODEL	Qty	Price
Vent Clip Pack 	VNTCLPPK	1	3	Edge Banding 	EB	1	39	Laminate Aluminum Accessory Glass Door Continued	ADO3636BAL-FO	1	103
	VNTCLPPK-25	25	71		EB-TL	1	39		ADO3639BAL-FO	1	104
Door Insert Clip 	DIC	1	29	SoftAction Door Hardware 	SADO	1	14	ADO3642BAL-FO	1	105	
				Hardware Template Kit Universal 	HTK-U	1	128	ANDO1530AL-FO	1	94	
Door Stop Kit 	DSTK	1	34	Laminate Aluminum Accessory Glass Door	ADO1536AL-FO	1	96	ANDO1812AL-FO	1	68	
					ADO1539AL-FO	1	97	ANDO1815AL-FO	1	75	
Back Plugs 	BACKPLUG2H-10	1	4	ADO1818AL-FO	1	83	ANDO1824AL-FO	1	92		
	BACKPLUG2H-100	100	0	ADO1824AL-FO	1	92	ADO1830AL-FO	1	94		
Door Insert Retaining Strip 	DIRS	1	11	ADO1836AL-FO	1	96	ADO1836AL-FO	1	96		
				ADO1842AL-FO	1	98	ADO1842AL-FO	1	98		
				ADO2124AL-FO	1	94	ADO2124AL-FO	1	94		
				ADO2130AL-FO	1	96	ADO2130AL-FO	1	96		
				ADO2136AL-FO	1	98	ADO2136AL-FO	1	98		
				ADO2142AL-FO	1	100	ADO2142AL-FO	1	100		
				ADO2430AL-FO	1	97	ADO2430AL-FO	1	97		
				ADO2436AL-FO	1	99	ADO2436AL-FO	1	99		
				ADO2442AL-FO	1	101	ADO2442AL-FO	1	101		
				ADO3018BAL-FO	1	95	ADO3018BAL-FO	1	95		
				ADO3024BAL-FO	1	97	ADO3024BAL-FO	1	97		
				ADO3030BAL-FO	1	99	ADO3030BAL-FO	1	99		
				ADO3036BAL-FO	1	101	ADO3036BAL-FO	1	101		
				ADO3042BAL-FO	1	103	ADO3042BAL-FO	1	103		
				ADO3330BAL-FO	1	99	ADO3330BAL-FO	1	99		
				ADO3336BAL-FO	1	101	ADO3336BAL-FO	1	101		
				ADO3342BAL-FO	1	103	ADO3342BAL-FO	1	103		
				ADO3618BAL-FO	1	97	ADO3618BAL-FO	1	97		
				ADO3624BAL-FO	1	99	ADO3624BAL-FO	1	99		
				ADO3630BAL-FO	1	101	ADO3630BAL-FO	1	101		

Available in most full overlay doorstyles only.

ITEM	MODEL	Qty	Price	ITEM	MODEL	Qty	Price	ITEM	MODEL	Qty	Price
<b>Cabinet Care Kit</b> 	<b>CCK</b>	1	56	<b>Touch Up Spray Can Topcoat</b> 	<b>TSCT</b>	1	34				
					<b>TSCT-12</b>	12	388				
<b>Cabinet Cleaning and Polishing Cloths</b> 	<b>CCPC</b>	25	87	<b>Touch Up Quart</b> 	<b>QST</b>	1	71				
					<b>QP</b>	1	71				
					<b>QGL</b>	1	71				
					<b>QCST</b>	1	71				
<b>Cabinet Dusting Cloths</b> 	<b>CDC</b>	6	56								
<b>Fill Stick</b> 	<b>FS</b>	1	18								
	<b>FS-12</b>	12	205								
<b>Touch Up Kit</b> 	<b>TUK</b>	1	72								
				Not available for hickory door styles							
<b>Touch Up Pen</b> 	<b>TP</b>	1	34								
	<b>TP-12</b>	12	388	Not available for hickory door styles							
<b>Touch Up Spray Can Primer</b> 	<b>TSCP</b>	1	34								
	<b>TSCP-12</b>	12	388								

	Model	1	2	3	4	5	6	7	8	9	10	11	12	13	14	15	16	
<b>Door and Frame Assembly Sales Samples</b>	<b>ACCESSDFAVB12■</b>	102	108	111	124	129	133	142	155	160	164	173	177	182	195	204	217	
	<b>ACCESSDFAB15■</b>	141	150	153	172	178	184	196	215	221	227	239	245	251	270	282	300	
	<b>ACCESSDFAW1530▲</b>	150	159	163	N/A	189	N/A	209	228	235	241	N/A	N/A	267	287	300	N/A	
 <p>■ Available in square door shape only ▲ Available in arch door styles only</p>																		
	<b>Sales Door</b>	<b>SLDO14.75X11.25</b>	62	66	67	75	78	81	86	94	97	100	105	108	111	119	124	132
																		

## How to Use This Section

This section contains pricing for all replacement doors and drawer fronts. They are listed by their nomenclature and sorted by nominal height (last two numbers of the nomenclature) from largest to smallest.

To look up the door(s) and drawer front(s) in the Pricing section, find your door style in the Door Style Index and note the price column number. Then find the replacement door needed in the pricing index under the price column number appropriate to your door style.

## Door Style Index

Overlay	Code	Door Style	Price Column
Traditional	ABF	Arbor Falls Thermofoil	4
Full	AVE	Avenue Cherry	18
Full	AVE	Avenue Maple	16
Full	BVE	Bayville Cherry	22
Full	BVE	Bayville Maple	21
Full	BLH	Bellingham Cherry	21
Full	BLH	Bellingham Maple	17
Full	CSB	Cannonsburg Cherry	21
Full	CSB	Cannonsburg Maple	17
Full	FXR	Fox Harbor Cherry	17
Full	FXR	Fox Harbor Maple	13
Full	FSN	Fusion Cherry	16
Full	FSN	Fusion Maple	11
Traditional	GNA	Glen Arbor Cherry	7
Traditional	GNA	Glen Arbor Maple	2
Traditional	GNA	Glen Arbor Oak	1
Full	LBL	LaBelle Cherry	23
Full	LBL	LaBelle Maple	21
Full	LNE	Lanielle Textured Laminate	5
Full	PRT	Portrait Cherry	16
Full	PRT	Portrait Maple	11
Full	PRT	Portrait Oak	8
Full	RAL	Ralston Cherry	8
Full	RAL	Ralston Maple	6
Full	RWN	Rowan Cherry	16
Full	RWN	Rowan Maple	11
Traditional	SNR	Seneca Ridge Cherry	15
Traditional	SNR	Seneca Ridge Maple	9
Traditional	SNR	Seneca Ridge Oak	7
Full	SMH	Somerton Hill Cherry	22
Full	SMH	Somerton Hill Maple	19
Traditional	SVL	Spring Valley Cherry	7
Traditional	SVL	Spring Valley Hickory	3
Traditional	SVL	Spring Valley Maple	2
Traditional	SVL	Spring Valley Oak	1
Traditional	STC	Sutton Cliffs Cherry	20
Traditional	STC	Sutton Cliffs Hickory	14
Traditional	STC	Sutton Cliffs Maple	14
Traditional	STC	Sutton Cliffs Oak	12
Full	TLN	Tolani Cherry	17
Full	TLN	Tolani Maple	13
Full	TLN	Tolani Oak	11
Full	WHB	Whitebay II Thermofoil	10

PART	1	2	3	4	5	6	7	8	9	10	11	12
RDO36TALLB	186	197	202	226	226	226	235	243	259	259	259	283
RDO30TALLB	167	177	182	203	203	203	211	218	232	232	232	254
RDO24TALLB	115	122	125	140	140	140	145	150	160	160	160	175
RDO24TALL	217	230	236	264	264	264	274	283	302	302	302	330
RDO18TALL	187	198	203	228	228	228	236	244	260	260	260	285
RDO15TALL	167	177	182	203	203	203	211	218	232	232	232	254
RDF39STDUT	78	83	85	95	95	95	98	102	109	109	109	119
RDF36STDUT	75	80	82	91	91	91	95	98	104	104	104	114
RDF33STDUT	71	75	77	86	86	86	90	93	99	99	99	108
RDF30STDUT	67	71	73	82	82	82	84	87	93	93	93	102
RDF27STDUT	63	67	68	77	77	77	79	82	88	88	88	96
RDF24STDUT	61	65	66	74	74	74	77	80	85	85	85	93
RDF21STDUT	58	62	63	71	71	71	73	76	81	81	81	88
RDF24STDUBT	58	62	63	71	71	71	73	76	81	81	81	88
RDFSFA39STD	58	62	63	71	71	71	73	76	81	81	81	88
RDF45STD	59	63	64	72	72	72	74	77	82	82	82	90
RDF39STD	77	82	84	94	94	94	97	100	107	107	107	117
RDF36STD	74	79	80	90	90	90	93	97	103	103	103	113
RDF33STD	71	75	77	86	86	86	90	93	99	99	99	108
RDF30STD	66	70	72	80	80	80	83	86	92	92	92	100
RDF27STD	62	66	67	75	75	75	78	81	86	86	86	94
RDF24STD	60	64	65	73	73	73	76	78	83	83	83	91
RDF21STD	58	62	63	71	71	71	73	76	81	81	81	88
RDF18STD	55	58	60	67	67	67	69	72	77	77	77	84
RDF15STD	52	55	57	63	63	63	66	68	72	72	72	79
RDF12STD	48	51	52	58	58	58	61	63	67	67	67	73
RDOVB60FH	90	95	98	110	110	110	113	117	125	125	125	137
RDF24DP3	N/A	N/A	N/A	N/A	93	93	N/A	99	N/A	106	106	N/A
RDF21DP3	N/A	N/A	N/A	N/A	88	88	N/A	94	N/A	100	100	N/A
RDF18DP3	N/A	N/A	N/A	N/A	82	82	N/A	87	N/A	93	93	N/A
RDF15DP3	N/A	N/A	N/A	N/A	79	79	N/A	85	N/A	90	90	N/A
RDF12DP3	N/A	N/A	N/A	N/A	71	71	N/A	76	N/A	81	81	N/A
RDF36DP2	114	121	124	139	139	139	144	149	159	159	159	173
RDF33DP2	87	92	95	106	106	106	110	113	121	121	121	132
RDF30DP2	102	108	111	124	124	124	129	133	142	142	142	155
RDF27DP2	81	86	88	99	99	99	102	106	113	113	113	123
RDF24DP2	81	86	88	99	99	99	102	106	113	113	113	123
RDF21DP2	75	80	82	91	91	91	95	98	104	104	104	114
RDF18DP2	69	73	75	84	84	84	87	90	96	96	96	105
RDF15DP2	64	68	70	78	78	78	81	83	89	89	89	97
RDF12DP2	60	64	65	73	73	73	76	78	83	83	83	91
RDF27DP1	77	82	84	94	94	94	97	100	107	107	107	117
RDF24DP1	77	82	84	94	94	94	97	100	107	107	107	117
RDF21DP1	70	74	76	85	85	85	88	91	97	97	97	107
RDF18DP1	65	69	71	79	79	79	82	85	90	90	90	99
RDF15DP1	60	64	65	73	73	73	76	78	83	83	83	91
RDF12DP1	55	58	60	67	67	67	69	72	77	77	77	84
RDF36DKD	63	67	68	77	77	77	79	82	88	88	88	96
RDF30DKD	56	59	61	68	68	68	71	73	78	78	78	85
RDF24DKD	53	56	58	65	65	65	67	69	74	74	74	81
RDF18DKD	46	49	50	56	56	56	58	60	64	64	64	70
RDF24DFD	89	94	97	108	108	108	112	116	124	124	124	135
RDF21DFD	88	93	96	107	107	107	111	115	122	122	122	134
RDF18DFD	81	86	88	99	99	99	102	106	113	113	113	123
RDF15DFD	75	80	82	91	91	91	95	98	104	104	104	114
RDF36BPPS	144	153	157	175	175	175	182	188	200	200	200	219

PART	13	14	15	16	17	18	19	20	21	22	23
RDO36TALLB	283	291	299	299	315	323	332	356	356	372	396
RDO30TALLB	254	261	269	269	283	290	298	319	319	334	356
RDO24TALLB	175	180	185	185	195	200	205	220	220	230	245
RDO24TALL	330	340	349	349	368	377	387	415	415	434	462
RDO18TALL	285	293	301	301	317	325	333	358	358	374	398
RDO15TALL	254	261	269	269	283	290	298	319	319	334	356
RDF39STDUT	119	122	125	125	132	136	139	149	149	156	166
RDF36STDUT	114	117	121	121	127	130	134	143	143	150	160
RDF33STDUT	108	111	114	114	120	123	127	136	136	142	151
RDF30STDUT	102	105	108	108	114	117	119	128	128	134	143
RDF27STDUT	96	99	101	101	107	110	112	121	121	126	134
RDF24STDUT	93	95	98	98	103	106	109	117	117	122	130
RDF21STDUT	88	91	93	93	98	101	103	111	111	116	124
RDF24STDUBT	88	91	93	93	98	101	103	111	111	116	124
RDFSFA39STD	88	91	93	93	98	101	103	111	111	116	124
RDF45STD	90	92	95	95	100	103	105	113	113	118	126
RDF39STD	117	121	124	124	131	134	137	147	147	154	164
RDF36STD	113	116	119	119	125	129	132	142	142	148	158
RDF33STD	108	111	114	114	120	123	127	136	136	142	151
RDF30STD	100	103	106	106	112	115	118	126	126	132	141
RDF27STD	94	97	100	100	105	108	111	119	119	124	132
RDF24STD	91	94	97	97	102	104	107	115	115	120	128
RDF21STD	88	91	93	93	98	101	103	111	111	116	124
RDF18STD	84	86	88	88	93	96	98	105	105	110	117
RDF15STD	79	81	84	84	88	90	93	99	99	104	111
RDF12STD	73	75	77	77	81	83	86	92	92	96	102
RDOVB60FH	137	141	145	145	153	157	160	172	172	180	192
RDF24DP3	116	N/A	N/A	122	129	132	135	N/A	145	152	162
RDF21DP3	110	N/A	N/A	116	122	125	128	N/A	138	144	153
RDF18DP3	102	N/A	N/A	108	114	117	119	N/A	128	134	143
RDF15DP3	99	N/A	N/A	105	110	113	116	N/A	124	130	138
RDF12DP3	88	N/A	N/A	93	98	101	103	N/A	111	116	124
RDF36DP2	173	178	183	183	193	198	203	218	218	228	243
RDF33DP2	132	136	140	140	148	151	155	166	166	174	185
RDF30DP2	155	160	164	164	173	177	182	195	195	204	217
RDF27DP2	123	127	130	130	137	141	144	155	155	162	173
RDF24DP2	123	127	130	130	137	141	144	155	155	162	173
RDF21DP2	114	117	121	121	127	130	134	143	143	150	160
RDF18DP2	105	108	111	111	117	120	123	132	132	138	147
RDF15DP2	97	100	103	103	109	111	114	122	122	128	136
RDF12DP2	91	94	97	97	102	104	107	115	115	120	128
RDF27DP1	117	121	124	124	131	134	137	147	147	154	164
RDF24DP1	117	121	124	124	131	134	137	147	147	154	164
RDF21DP1	107	110	113	113	119	122	125	134	134	140	149
RDF18DP1	99	102	105	105	110	113	116	124	124	130	138
RDF15DP1	91	94	97	97	102	104	107	115	115	120	128
RDF12DP1	84	86	88	88	93	96	98	105	105	110	117
RDF36DKD	96	99	101	101	107	110	112	121	121	126	134
RDF30DKD	85	88	90	90	95	97	100	107	107	112	119
RDF24DKD	81	83	85	85	90	92	94	101	101	106	113
RDF18DKD	70	72	74	74	78	80	82	88	88	92	98
RDF24DFD	135	139	143	143	151	155	159	170	170	178	190
RDF21DFD	134	138	142	142	149	153	157	168	168	176	187
RDF18DFD	123	127	130	130	137	141	144	155	155	162	173
RDF15DFD	114	117	121	121	127	130	134	143	143	150	160
RDF36BPPS	219	225	232	232	244	250	257	275	275	288	307

PART	1	2	3	4	5	6	7	8	9	10	11	12
RDF33BPPS	124	132	135	151	151	151	156	162	173	173	173	189
RDF30BPPS	102	108	111	124	124	124	129	133	142	142	142	155
RDF27BPPS	81	86	88	99	99	99	102	106	113	113	113	123
RDOBCA24BFH	88	93	96	107	107	107	111	115	122	122	122	134
RDOVSB6035-4D	93	99	101	113	113	113	117	121	129	129	129	142
RDO1848	160	170	174	195	195	195	202	209	223	223	223	243
RDO3642B	132	140	143	161	161	161	166	172	184	184	184	201
RDO3342B	88	93	96	107	107	107	111	115	122	122	122	134
RDO3042B	126	134	137	153	153	153	159	164	175	175	175	192
RDO2742B	121	128	132	147	147	147	153	158	168	168	168	184
RDO2442B	115	122	125	140	140	140	145	150	160	160	160	175
RDO942	100	106	109	122	122	122	126	130	139	139	139	152
RDO4542	146	155	159	178	178	178	184	190	203	203	203	222
RDO3942	132	140	143	161	161	161	166	172	184	184	184	201
RDO3342	126	134	137	153	153	153	159	164	175	175	175	192
RDO2742	115	122	125	140	140	140	145	150	160	160	160	175
RDO2442	164	174	178	200	200	200	207	214	228	228	228	250
RDO2142	141	150	153	172	172	172	178	184	196	196	196	215
RDO1842	131	139	142	159	159	159	165	171	182	182	182	199
RDO1542	121	128	132	147	147	147	153	158	168	168	168	184
RDO1242	110	117	120	134	134	134	139	143	153	153	153	167
RDO1242MCW	110	117	120	134	134	134	139	143	153	153	153	167
RDFVSB60-3DSTD	58	62	63	71	71	71	73	76	81	81	81	88
RDOVSB60-3D	88	93	96	107	107	107	111	115	122	122	122	134
RDO3639B	117	124	127	142	142	142	148	153	163	163	163	178
RDO3339B	88	93	96	107	107	107	111	115	122	122	122	134
RDO3039B	94	100	102	114	114	114	119	123	131	131	131	143
RDO2739B	112	119	122	136	136	136	141	146	156	156	156	170
RDO2439B	103	109	112	125	125	125	130	134	143	143	143	157
RDO939	85	90	92	103	103	103	107	111	118	118	118	129
RDO4539	103	109	112	125	125	125	130	134	143	143	143	157
RDO3939	117	124	127	142	142	142	148	153	163	163	163	178
RDO3339	117	124	127	142	142	142	148	153	163	163	163	178
RDO2739	103	109	112	125	125	125	130	134	143	143	143	157
RDO2439	140	149	152	170	170	170	177	183	195	195	195	213
RDO2139	131	139	142	159	159	159	165	171	182	182	182	199
RDO1839	122	129	133	149	149	149	154	159	170	170	170	186
RDO1539	112	119	122	136	136	136	141	146	156	156	156	170
RDO1239	103	109	112	125	125	125	130	134	143	143	143	157
RDO1239MCW	106	112	115	129	129	129	134	138	147	147	147	161
RDO3636B	117	124	127	142	142	142	148	153	163	163	163	178
RDO3336B	88	93	96	107	107	107	111	115	122	122	122	134
RDO3036B	117	124	127	142	142	142	148	153	163	163	163	178
RDO2736B	112	119	122	136	136	136	141	146	156	156	156	170
RDO2436B	108	115	117	131	131	131	136	141	150	150	150	164
RDO2436	140	149	152	170	170	170	177	183	195	195	195	213
RDO936	85	90	92	103	103	103	107	111	118	118	118	129
RDO4536	136	144	148	166	166	166	171	177	189	189	189	207
RDO3936	117	124	127	142	142	142	148	153	163	163	163	178
RDO3336	117	124	127	142	142	142	148	153	163	163	163	178
RDO2736	108	115	117	131	131	131	136	141	150	150	150	164
RDO2136	131	139	142	159	159	159	165	171	182	182	182	199
RDO1836	122	129	133	149	149	149	154	159	170	170	170	186
RDO1536	112	119	122	136	136	136	141	146	156	156	156	170
RDO1236	103	109	112	125	125	125	130	134	143	143	143	157



PART	13	14	15	16	17	18	19	20	21	22	23
RDF33BPPS	189	194	199	199	210	216	221	237	237	248	264
RDF30BPPS	155	160	164	164	173	177	182	195	195	204	217
RDF27BPPS	123	127	130	130	137	141	144	155	155	162	173
RDOBCA24BFH	134	138	142	142	149	153	157	168	168	176	187
RDOVSB6035-4D	142	146	150	150	158	162	166	178	178	186	198
RDO1848	243	250	257	257	271	278	285	306	306	320	341
RDO3642B	201	207	212	212	224	230	235	253	253	264	281
RDO3342B	134	138	142	142	149	153	157	168	168	176	187
RDO3042B	192	197	203	203	214	219	225	241	241	252	268
RDO2742B	184	189	195	195	205	210	216	231	231	242	258
RDO2442B	175	180	185	185	195	200	205	220	220	230	245
RDO942	152	157	161	161	170	174	178	191	191	200	213
RDO4542	222	229	235	235	248	254	260	279	279	292	311
RDO3942	201	207	212	212	224	230	235	253	253	264	281
RDO3342	192	197	203	203	214	219	225	241	241	252	268
RDO2742	175	180	185	185	195	200	205	220	220	230	245
RDO2442	250	257	264	264	278	285	292	314	314	328	349
RDO2142	215	221	227	227	239	245	251	270	270	282	300
RDO1842	199	205	211	211	222	228	234	251	251	262	279
RDO1542	184	189	195	195	205	210	216	231	231	242	258
RDO1242	167	172	177	177	187	191	196	210	210	220	234
RDO1242MCW	167	172	177	177	187	191	196	210	210	220	234
RDFVSB60-3DSTD	88	91	93	93	98	101	103	111	111	116	124
RDOVSB60-3D	134	138	142	142	149	153	157	168	168	176	187
RDO3639B	178	183	188	188	198	203	209	224	224	234	249
RDO3339B	134	138	142	142	149	153	157	168	168	176	187
RDO3039B	143	147	151	151	159	163	168	180	180	188	200
RDO2739B	170	175	180	180	190	195	200	214	214	224	239
RDO2439B	157	161	166	166	175	179	184	197	197	206	219
RDO939	129	133	137	137	144	148	152	163	163	170	181
RDO4539	157	161	166	166	175	179	184	197	197	206	219
RDO3939	178	183	188	188	198	203	209	224	224	234	249
RDO3339	178	183	188	188	198	203	209	224	224	234	249
RDO2739	157	161	166	166	175	179	184	197	197	206	219
RDO2439	213	219	225	225	237	243	250	268	268	280	298
RDO2139	199	205	211	211	222	228	234	251	251	262	279
RDO1839	186	191	196	196	207	212	217	233	233	244	260
RDO1539	170	175	180	180	190	195	200	214	214	224	239
RDO1239	157	161	166	166	175	179	184	197	197	206	219
RDO1239MCW	161	166	171	171	180	184	189	203	203	212	226
RDO3636B	178	183	188	188	198	203	209	224	224	234	249
RDO3336B	134	138	142	142	149	153	157	168	168	176	187
RDO3036B	178	183	188	188	198	203	209	224	224	234	249
RDO2736B	170	175	180	180	190	195	200	214	214	224	239
RDO2436B	164	169	174	174	183	188	193	207	207	216	230
RDO2436	213	219	225	225	237	243	250	268	268	280	298
RDO936	129	133	137	137	144	148	152	163	163	170	181
RDO4536	207	213	219	219	231	237	242	260	260	272	290
RDO3936	178	183	188	188	198	203	209	224	224	234	249
RDO3336	178	183	188	188	198	203	209	224	224	234	249
RDO2736	164	169	174	174	183	188	193	207	207	216	230
RDO2136	199	205	211	211	222	228	234	251	251	262	279
RDO1836	186	191	196	196	207	212	217	233	233	244	260
RDO1536	170	175	180	180	190	195	200	214	214	224	239
RDO1236	157	161	166	166	175	179	184	197	197	206	219

PART	1	2	3	4	5	6	7	8	9	10	11	12
RDO1236MCW	103	109	112	125	125	125	130	134	143	143	143	157
RDOVB6035FH	95	101	103	116	116	116	120	124	132	132	132	145
RDO930BPO	76	81	83	93	93	93	96	99	106	106	106	116
RDO3630B	75	80	82	91	91	91	95	98	104	104	104	114
RDO3330B	84	89	91	102	102	102	106	110	117	117	117	128
RDO3030B	94	100	102	114	114	114	119	123	131	131	131	143
RDO2730B	94	100	102	114	114	114	119	123	131	131	131	143
RDO2430B	90	95	98	110	110	110	113	117	125	125	125	137
RDO930	76	81	83	93	93	93	96	99	106	106	106	116
RDO4530	114	121	124	139	139	139	144	149	159	159	159	173
RDO3930	107	114	116	130	130	130	135	140	149	149	149	163
RDO3330	98	104	107	119	119	119	124	128	136	136	136	149
RDO2730	90	95	98	110	110	110	113	117	125	125	125	137
RDO2430	118	125	128	144	144	144	149	154	164	164	164	180
RDO2130	110	117	120	134	134	134	139	143	153	153	153	167
RDO1830	102	108	111	124	124	124	129	133	142	142	142	155
RDO1530	94	100	102	114	114	114	119	123	131	131	131	143
RDO1230	87	92	95	106	106	106	110	113	121	121	121	132
RDO1230MCW	87	92	95	106	106	106	110	113	121	121	121	132
RDFVCD/VSB60-2DSTD	65	69	71	79	79	79	82	85	90	90	90	99
RDO3627B	71	75	77	86	86	86	90	93	99	99	99	108
RDO3327B	94	100	102	114	114	114	119	123	131	131	131	143
RDO3027B	93	99	101	113	113	113	117	121	129	129	129	142
RDO2727B	90	95	98	110	110	110	113	117	125	125	125	137
RDO2427B	62	66	67	75	75	75	78	81	86	86	86	94
RDO927	71	75	77	86	86	86	90	93	99	99	99	108
RDO4527	119	126	129	145	145	145	150	155	166	166	166	181
RDO3927	100	106	109	122	122	122	126	130	139	139	139	152
RDO3327	93	99	101	113	113	113	117	121	129	129	129	142
RDO2427	110	117	120	134	134	134	139	143	153	153	153	167
RDO2127	105	111	114	128	128	128	132	137	146	146	146	160
RDO1827	97	103	105	118	118	118	122	127	135	135	135	148
RDO1527	90	95	98	110	110	110	113	117	125	125	125	137
RDO1227	82	87	89	100	100	100	103	107	114	114	114	125
RDO1824BWB	88	93	96	107	107	107	111	115	122	122	122	134
RDO1524BWB	81	86	88	99	99	99	102	106	113	113	113	123
RDO3624B	67	71	73	82	82	82	84	87	93	93	93	102
RDO3324B	84	89	91	102	102	102	106	110	117	117	117	128
RDO3024B	81	86	88	99	99	99	102	106	113	113	113	123
RDO2724B	81	86	88	99	99	99	102	106	113	113	113	123
RDO2424B	78	83	85	95	95	95	98	102	109	109	109	119
RDO4524	100	106	109	122	122	122	126	130	139	139	139	152
RDO3924	91	97	99	111	111	111	115	119	127	127	127	138
RDO3324	84	89	91	102	102	102	106	110	117	117	117	128
RDO2724	78	83	85	95	95	95	98	102	109	109	109	119
RDO2424	102	108	111	124	124	124	129	133	142	142	142	155
RDO2124	97	103	105	118	118	118	122	127	135	135	135	148
RDO1824	88	93	96	107	107	107	111	115	122	122	122	134
RDO1524	81	86	88	99	99	99	102	106	113	113	113	123
RDO1224	75	80	82	91	91	91	95	98	104	104	104	114
RDO3621B	90	95	98	110	110	110	113	117	125	125	125	137
RDO3321B	80	85	87	97	97	97	101	104	111	111	111	122
RDO3021B	77	82	84	94	94	94	97	100	107	107	107	117
RDO2721B	76	81	83	93	93	93	96	99	106	106	106	116
RDO2421B	74	79	80	90	90	90	93	97	103	103	103	113

PART	13	14	15	16	17	18	19	20	21	22	23
RDO1236MCW	157	161	166	166	175	179	184	197	197	206	219
RDOVB6035FH	145	149	153	153	161	165	169	182	182	190	202
RDO930BPO	116	119	122	122	129	132	135	145	145	152	162
RDO3630B	114	117	121	121	127	130	134	143	143	150	160
RDO3330B	128	131	135	135	142	146	150	161	161	168	179
RDO3030B	143	147	151	151	159	163	168	180	180	188	200
RDO2730B	143	147	151	151	159	163	168	180	180	188	200
RDO2430B	137	141	145	145	153	157	160	172	172	180	192
RDO930	116	119	122	122	129	132	135	145	145	152	162
RDO4530	173	178	183	183	193	198	203	218	218	228	243
RDO3930	163	167	172	172	181	186	191	205	205	214	228
RDO3330	149	153	158	158	166	170	175	187	187	196	209
RDO2730	137	141	145	145	153	157	160	172	172	180	192
RDO2430	180	185	190	190	200	205	210	226	226	236	251
RDO2130	167	172	177	177	187	191	196	210	210	220	234
RDO1830	155	160	164	164	173	177	182	195	195	204	217
RDO1530	143	147	151	151	159	163	168	180	180	188	200
RDO1230	132	136	140	140	148	151	155	166	166	174	185
RDO1230MCW	132	136	140	140	148	151	155	166	166	174	185
RDFVCD/VSB60-2DSTD	99	102	105	105	110	113	116	124	124	130	138
RDO3627B	108	111	114	114	120	123	127	136	136	142	151
RDO3327B	143	147	151	151	159	163	168	180	180	188	200
RDO3027B	142	146	150	150	158	162	166	178	178	186	198
RDO2727B	137	141	145	145	153	157	160	172	172	180	192
RDO2427B	94	97	100	100	105	108	111	119	119	124	132
RDO927	108	111	114	114	120	123	127	136	136	142	151
RDO4527	181	186	191	191	202	207	212	228	228	238	254
RDO3927	152	157	161	161	170	174	178	191	191	200	213
RDO3327	142	146	150	150	158	162	166	178	178	186	198
RDO2427	167	172	177	177	187	191	196	210	210	220	234
RDO2127	160	164	169	169	178	183	187	201	201	210	224
RDO1827	148	152	156	156	164	169	173	186	186	194	207
RDO1527	137	141	145	145	153	157	160	172	172	180	192
RDO1227	125	128	132	132	139	143	146	157	157	164	175
RDO1824BWBT	134	138	142	142	149	153	157	168	168	176	187
RDO1524BWBT	123	127	130	130	137	141	144	155	155	162	173
RDO3624B	102	105	108	108	114	117	119	128	128	134	143
RDO3324B	128	131	135	135	142	146	150	161	161	168	179
RDO3024B	123	127	130	130	137	141	144	155	155	162	173
RDO2724B	123	127	130	130	137	141	144	155	155	162	173
RDO2424B	119	122	125	125	132	136	139	149	149	156	166
RDO4524	152	157	161	161	170	174	178	191	191	200	213
RDO3924	138	142	146	146	154	158	162	174	174	182	194
RDO3324	128	131	135	135	142	146	150	161	161	168	179
RDO2724	119	122	125	125	132	136	139	149	149	156	166
RDO2424	155	160	164	164	173	177	182	195	195	204	217
RDO2124	148	152	156	156	164	169	173	186	186	194	207
RDO1824	134	138	142	142	149	153	157	168	168	176	187
RDO1524	123	127	130	130	137	141	144	155	155	162	173
RDO1224	114	117	121	121	127	130	134	143	143	150	160
RDO3621B	137	141	145	145	153	157	160	172	172	180	192
RDO3321B	122	125	129	129	136	139	143	153	153	160	170
RDO3021B	117	121	124	124	131	134	137	147	147	154	164
RDO2721B	116	119	122	122	129	132	135	145	145	152	162
RDO2421B	113	116	119	119	125	129	132	142	142	148	158

PART	1	2	3	4	5	6	7	8	9	10	11	12
RDO3921	83	88	90	101	101	101	105	108	115	115	115	126
RDO3321	77	82	84	94	94	94	97	100	107	107	107	117
RDO2421	96	102	104	117	117	117	121	125	134	134	134	146
RDO2121	89	94	97	108	108	108	112	116	124	124	124	135
RDO1821	82	87	89	100	100	100	103	107	114	114	114	125
RDO1521	77	82	84	94	94	94	97	100	107	107	107	117
RDO1221	70	74	76	85	85	85	88	91	97	97	97	107
RDO3618B	62	66	67	75	75	75	78	81	86	86	86	94
RDO3318B	84	89	91	102	102	102	106	110	117	117	117	128
RDO3018B	71	75	77	86	86	86	90	93	99	99	99	108
RDO2718B	73	77	79	89	89	89	92	95	102	102	102	111
RDO2418B	70	74	76	85	85	85	88	91	97	97	97	107
RDO4518	87	92	95	106	106	106	110	113	121	121	121	132
RDO3918	81	86	88	99	99	99	102	106	113	113	113	123
RDO3318	76	81	83	93	93	93	96	99	106	106	106	116
RDO2418	91	97	99	111	111	111	115	119	127	127	127	138
RDO2118	83	88	90	101	101	101	105	108	115	115	115	126
RDO1818	78	83	85	95	95	95	98	102	109	109	109	119
RDO1518	73	77	79	89	89	89	92	95	102	102	102	111
RDO1218	65	69	71	79	79	79	82	85	90	90	90	99
RDO3615B	66	70	72	80	80	80	83	86	92	92	92	100
RDO3315B	75	80	82	91	91	91	95	98	104	104	104	114
RDO3015B	71	75	77	86	86	86	90	93	99	99	99	108
RDO2715B	68	72	74	83	83	83	86	89	95	95	95	103
RDO2415B	65	69	71	79	79	79	82	85	90	90	90	99
RDO4515	78	83	85	95	95	95	98	102	109	109	109	119
RDO3915	75	80	82	91	91	91	95	98	104	104	104	114
RDO3315	71	75	77	86	86	86	90	93	99	99	99	108
RDO2415	80	85	87	97	97	97	101	104	111	111	111	122
RDO2115	77	82	84	94	94	94	97	100	107	107	107	117
RDO1815	73	77	79	89	89	89	92	95	102	102	102	111
RDO1515	68	72	74	83	83	83	86	89	95	95	95	103
RDO3612B	69	73	75	84	84	84	87	90	96	96	96	105
RDO3312B	84	89	91	102	102	102	106	110	117	117	117	128
RDO3012B	65	69	71	79	79	79	82	85	90	90	90	99
RDO2712B	63	67	68	77	77	77	79	82	88	88	88	96
RDO4512	72	76	78	88	88	88	91	94	100	100	100	110
RDO3912	69	73	75	84	84	84	87	90	96	96	96	105
RDO3312	65	69	71	79	79	79	82	85	90	90	90	99
RDO2412	76	81	83	93	93	93	96	99	106	106	106	116
RDO2112	74	79	80	90	90	90	93	97	103	103	103	113
RDO1812	67	71	73	82	82	82	84	87	93	93	93	102
RDO1512	63	67	68	77	77	77	79	82	88	88	88	96
RDOWEZR42	181	192	197	220	220	220	228	236	252	252	252	275
RDOWEZR39	112	119	122	136	136	136	141	146	156	156	156	170
RDOWEZR36	164	174	178	200	200	200	207	214	228	228	228	250
RDOWEZR30	143	152	155	174	174	174	180	187	199	199	199	218
RDOWBC24/2742	106	112	115	129	129	129	134	138	147	147	147	161
RDOWBC24/2739	93	99	101	113	113	113	117	121	129	129	129	142
RDOWBC24/2736	93	99	101	113	113	113	117	121	129	129	129	142
RDOWBC24/2730	84	89	91	102	102	102	106	110	117	117	117	128
RDOVCD/VSB60	76	81	83	93	93	93	96	99	106	106	106	116
RDOUBLS	76	81	83	93	N/A	N/A	96	N/A	106	N/A	N/A	116
RDOUBCR36	77	82	84	94	94	94	97	100	107	107	107	117
RDOSFA42	106	112	115	129	129	129	134	138	147	147	147	161

PART	13	14	15	16	17	18	19	20	21	22	23
RDO3921	126	130	134	134	141	144	148	159	159	166	177
RDO3321	117	121	124	124	131	134	137	147	147	154	164
RDO2421	146	150	154	154	163	167	171	184	184	192	205
RDO2121	135	139	143	143	151	155	159	170	170	178	190
RDO1821	125	128	132	132	139	143	146	157	157	164	175
RDO1521	117	121	124	124	131	134	137	147	147	154	164
RDO1221	107	110	113	113	119	122	125	134	134	140	149
RDO3618B	94	97	100	100	105	108	111	119	119	124	132
RDO3318B	128	131	135	135	142	146	150	161	161	168	179
RDO3018B	108	111	114	114	120	123	127	136	136	142	151
RDO2718B	111	114	117	117	124	127	130	140	140	146	156
RDO2418B	107	110	113	113	119	122	125	134	134	140	149
RDO4518	132	136	140	140	148	151	155	166	166	174	185
RDO3918	123	127	130	130	137	141	144	155	155	162	173
RDO3318	116	119	122	122	129	132	135	145	145	152	162
RDO2418	138	142	146	146	154	158	162	174	174	182	194
RDO2118	126	130	134	134	141	144	148	159	159	166	177
RDO1818	119	122	125	125	132	136	139	149	149	156	166
RDO1518	111	114	117	117	124	127	130	140	140	146	156
RDO1218	99	102	105	105	110	113	116	124	124	130	138
RDO3615B	100	103	106	106	112	115	118	126	126	132	141
RDO3315B	114	117	121	121	127	130	134	143	143	150	160
RDO3015B	108	111	114	114	120	123	127	136	136	142	151
RDO2715B	103	106	109	109	115	118	121	130	130	136	145
RDO2415B	99	102	105	105	110	113	116	124	124	130	138
RDO4515	119	122	125	125	132	136	139	149	149	156	166
RDO3915	114	117	121	121	127	130	134	143	143	150	160
RDO3315	108	111	114	114	120	123	127	136	136	142	151
RDO2415	122	125	129	129	136	139	143	153	153	160	170
RDO2115	117	121	124	124	131	134	137	147	147	154	164
RDO1815	111	114	117	117	124	127	130	140	140	146	156
RDO1515	103	106	109	109	115	118	121	130	130	136	145
RDO3612B	105	108	111	111	117	120	123	132	132	138	147
RDO3312B	128	131	135	135	142	146	150	161	161	168	179
RDO3012B	99	102	105	105	110	113	116	124	124	130	138
RDO2712B	96	99	101	101	107	110	112	121	121	126	134
RDO4512	110	113	116	116	122	125	128	138	138	144	153
RDO3912	105	108	111	111	117	120	123	132	132	138	147
RDO3312	99	102	105	105	110	113	116	124	124	130	138
RDO2412	116	119	122	122	129	132	135	145	145	152	162
RDO2112	113	116	119	119	125	129	132	142	142	148	158
RDO1812	102	105	108	108	114	117	119	128	128	134	143
RDO1512	96	99	101	101	107	110	112	121	121	126	134
RDOWEZR42	275	283	291	291	307	315	323	346	346	362	386
RDOWEZR39	170	175	180	180	190	195	200	214	214	224	239
RDOWEZR36	250	257	264	264	278	285	292	314	314	328	349
RDOWEZR30	218	224	230	230	242	249	255	274	274	286	305
RDOWBBC24/2742	161	166	171	171	180	184	189	203	203	212	226
RDOWBBC24/2739	142	146	150	150	158	162	166	178	178	186	198
RDOWBBC24/2736	142	146	150	150	158	162	166	178	178	186	198
RDOWBBC24/2730	128	131	135	135	142	146	150	161	161	168	179
RDOVCD/VSB60	116	119	122	122	129	132	135	145	145	152	162
RDOUBLS	N/A	119	122	N/A	N/A	N/A	N/A	145	N/A	N/A	N/A
RDOUBCR36	117	121	124	124	131	134	137	147	147	154	164
RDOSFA42	161	166	171	171	180	184	189	203	203	212	226

PART	1	2	3	4	5	6	7	8	9	10	11	12
RDOSFA39	96	102	104	117	117	117	121	125	134	134	134	146
RDOSBC60-VCD/VSB6035	81	86	88	99	99	99	102	106	113	113	113	123
RDOBLS	152	161	165	185	N/A	N/A	192	N/A	211	N/A	N/A	231
RDOBCR36	143	152	155	174	174	174	180	187	199	199	199	218
RDOBCR33	117	124	127	142	142	142	148	153	163	163	163	178
RDOBBC36/39	74	79	80	90	90	90	93	97	103	103	103	113
RDFSBA/SFA42STD	61	65	66	74	74	74	77	80	85	85	85	93
RDFBBC45/48STD	56	59	61	68	68	68	71	73	78	78	78	85
RDFBBC36/39STD	46	49	50	56	56	56	58	60	64	64	64	70
RDF33/2STD	53	56	58	65	65	65	67	69	74	74	74	81
RDF27/2STD	49	52	53	60	60	60	62	64	68	68	68	75

PART	13	14	15	16	17	18	19	20	21	22	23
RDOSFA39	146	150	154	154	163	167	171	184	184	192	205
RDOSBC60-VCD/VSB6035	123	127	130	130	137	141	144	155	155	162	173
RDOBL5	N/A	238	245	N/A	N/A	N/A	N/A	291	N/A	N/A	N/A
RDOBCR36	218	224	230	230	242	249	255	274	274	286	305
RDOBCR33	178	183	188	188	198	203	209	224	224	234	249
RDOBBC36/39	113	116	119	119	125	129	132	142	142	148	158
RDFSBA/SFA42STD	93	95	98	98	103	106	109	117	117	122	130
RDFBBC45/48STD	85	88	90	90	95	97	100	107	107	112	119
RDFBBC36/39STD	70	72	74	74	78	80	82	88	88	92	98
RDF33/2STD	81	83	85	85	90	92	94	101	101	106	113
RDF27/2STD	75	77	79	79	83	85	87	94	94	98	104

PART	1	2	3	4	5	6	7	8	9	10	11	12
ANDOV60FH	90	95	98	110	110	110	113	117	125	125	125	137
ANDO1848	160	170	174	195	195	195	202	209	223	223	223	243
ANDOWEZR42	181	192	197	220	220	220	228	236	252	252	252	275
ANDOWBC24/2742	106	112	115	129	129	129	134	138	147	147	147	161
ANDOSFA42	106	112	115	129	129	129	134	138	147	147	147	161
ANDO4542	146	155	159	178	178	178	184	190	203	203	203	222
ANDO3942	132	140	143	161	161	161	166	172	184	184	184	201
ANDO3642B	132	140	143	161	161	161	166	172	184	184	184	201
ANDO3342B	88	93	96	107	107	107	111	115	122	122	122	134
ANDO3342	126	134	137	153	153	153	159	164	175	175	175	192
ANDO3042B	126	134	137	153	153	153	159	164	175	175	175	192
ANDO2742B	121	128	132	147	147	147	153	158	168	168	168	184
ANDO2742	115	122	125	140	140	140	145	150	160	160	160	175
ANDO2442B	115	122	125	140	140	140	145	150	160	160	160	175
ANDO2442	164	174	178	200	200	200	207	214	228	228	228	250
ANDO2142	141	150	153	172	172	172	178	184	196	196	196	215
ANDO1842	131	139	142	159	159	159	165	171	182	182	182	199
ANDO1542	121	128	132	147	147	147	153	158	168	168	168	184
ANDO1242	110	117	120	134	134	134	139	143	153	153	153	167
ANDO942	100	106	109	122	122	122	126	130	139	139	139	152
ANDOWEZR39	112	119	122	136	136	136	141	146	156	156	156	170
ANDOWBC24/2739	93	99	101	113	113	113	117	121	129	129	129	142
ANDOSFA39	96	102	104	117	117	117	121	125	134	134	134	146
ANDOBBC36/39	74	79	80	90	90	90	93	97	103	103	103	113
ANDO4539	103	109	112	125	125	125	130	134	143	143	143	157
ANDO3939	117	124	127	142	142	142	148	153	163	163	163	178
ANDO3639B	117	124	127	142	142	142	148	153	163	163	163	178
ANDO3339B	88	93	96	107	107	107	111	115	122	122	122	134
ANDO3339	117	124	127	142	142	142	148	153	163	163	163	178
ANDO3039B	94	100	102	114	114	114	119	123	131	131	131	143
ANDO2739B	112	119	122	136	136	136	141	146	156	156	156	170
ANDO2739	103	109	112	125	125	125	130	134	143	143	143	157
ANDO2439B	103	109	112	125	125	125	130	134	143	143	143	157
ANDO2439	140	149	152	170	170	170	177	183	195	195	195	213
ANDO2139	131	139	142	159	159	159	165	171	182	182	182	199
ANDO1839	122	129	133	149	149	149	154	159	170	170	170	186
ANDO1539	112	119	122	136	136	136	141	146	156	156	156	170
ANDO1239	103	109	112	125	125	125	130	134	143	143	143	157
ANDO939	85	90	92	103	103	103	107	111	118	118	118	129
ANDOWEZR36	164	174	178	200	200	200	207	214	228	228	228	250
ANDOWBC24/2736	93	99	101	113	113	113	117	121	129	129	129	142
ANDOUBCR36	77	82	84	94	94	94	97	100	107	107	107	117
ANDOB36	143	152	155	174	174	174	180	187	199	199	199	218
ANDO4536	136	144	148	166	166	166	171	177	189	189	189	207
ANDO3936	117	124	127	142	142	142	148	153	163	163	163	178
ANDO36TALLB	186	197	202	226	226	226	235	243	259	259	259	283
ANDO3636B	117	124	127	142	142	142	148	153	163	163	163	178
ANDO3336B	88	93	96	107	107	107	111	115	122	122	122	134
ANDO3336	117	124	127	142	142	142	148	153	163	163	163	178
ANDO3036B	117	124	127	142	142	142	148	153	163	163	163	178
ANDO3030B	94	100	102	114	114	114	119	123	131	131	131	143
ANDO2736B	112	119	122	136	136	136	141	146	156	156	156	170
ANDO2736	108	115	117	131	131	131	136	141	150	150	150	164
ANDO2436B	108	115	117	131	131	131	136	141	150	150	150	164
ANDO2436	140	149	152	170	170	170	177	183	195	195	195	213



PART	13	14	15	16	17	18	19	20	21	22	23
ANDOV B60FH	137	141	145	145	153	157	160	172	172	180	192
ANDO1848	243	250	257	257	271	278	285	306	306	320	341
ANDOWEZR42	275	283	291	291	307	315	323	346	346	362	386
ANDOWBC24/2742	161	166	171	171	180	184	189	203	203	212	226
ANDOSFA42	161	166	171	171	180	184	189	203	203	212	226
ANDO4542	222	229	235	235	248	254	260	279	279	292	311
ANDO3942	201	207	212	212	224	230	235	253	253	264	281
ANDO3642B	201	207	212	212	224	230	235	253	253	264	281
ANDO3342B	134	138	142	142	149	153	157	168	168	176	187
ANDO3342	192	197	203	203	214	219	225	241	241	252	268
ANDO3042B	192	197	203	203	214	219	225	241	241	252	268
ANDO2742B	184	189	195	195	205	210	216	231	231	242	258
ANDO2742	175	180	185	185	195	200	205	220	220	230	245
ANDO2442B	175	180	185	185	195	200	205	220	220	230	245
ANDO2442	250	257	264	264	278	285	292	314	314	328	349
ANDO2142	215	221	227	227	239	245	251	270	270	282	300
ANDO1842	199	205	211	211	222	228	234	251	251	262	279
ANDO1542	184	189	195	195	205	210	216	231	231	242	258
ANDO1242	167	172	177	177	187	191	196	210	210	220	234
ANDO942	152	157	161	161	170	174	178	191	191	200	213
ANDOWEZR39	170	175	180	180	190	195	200	214	214	224	239
ANDOWBC24/2739	142	146	150	150	158	162	166	178	178	186	198
ANDOSFA39	146	150	154	154	163	167	171	184	184	192	205
ANDOBBC36/39	113	116	119	119	125	129	132	142	142	148	158
ANDO4539	157	161	166	166	175	179	184	197	197	206	219
ANDO3939	178	183	188	188	198	203	209	224	224	234	249
ANDO3639B	178	183	188	188	198	203	209	224	224	234	249
ANDO3339B	134	138	142	142	149	153	157	168	168	176	187
ANDO3339	178	183	188	188	198	203	209	224	224	234	249
ANDO3039B	143	147	151	151	159	163	168	180	180	188	200
ANDO2739B	170	175	180	180	190	195	200	214	214	224	239
ANDO2739	157	161	166	166	175	179	184	197	197	206	219
ANDO2439B	157	161	166	166	175	179	184	197	197	206	219
ANDO2439	213	219	225	225	237	243	250	268	268	280	298
ANDO2139	199	205	211	211	222	228	234	251	251	262	279
ANDO1839	186	191	196	196	207	212	217	233	233	244	260
ANDO1539	170	175	180	180	190	195	200	214	214	224	239
ANDO1239	157	161	166	166	175	179	184	197	197	206	219
ANDO939	129	133	137	137	144	148	152	163	163	170	181
ANDOWEZR36	250	257	264	264	278	285	292	314	314	328	349
ANDOWBC24/2736	142	146	150	150	158	162	166	178	178	186	198
ANDOUBCR36	117	121	124	124	131	134	137	147	147	154	164
ANDOB CR36	218	224	230	230	242	249	255	274	274	286	305
ANDO4536	207	213	219	219	231	237	242	260	260	272	290
ANDO3936	178	183	188	188	198	203	209	224	224	234	249
ANDO36TALLB	283	291	299	299	315	323	332	356	356	372	396
ANDO3636B	178	183	188	188	198	203	209	224	224	234	249
ANDO3336B	134	138	142	142	149	153	157	168	168	176	187
ANDO3336	178	183	188	188	198	203	209	224	224	234	249
ANDO3036B	178	183	188	188	198	203	209	224	224	234	249
ANDO3030B	143	147	151	151	159	163	168	180	180	188	200
ANDO2736B	170	175	180	180	190	195	200	214	214	224	239
ANDO2736	164	169	174	174	183	188	193	207	207	216	230
ANDO2436B	164	169	174	174	183	188	193	207	207	216	230
ANDO2436	213	219	225	225	237	243	250	268	268	280	298

PART	1	2	3	4	5	6	7	8	9	10	11	12
ANDO2136	131	139	142	159	159	159	165	171	182	182	182	199
ANDO1836	122	129	133	149	149	149	154	159	170	170	170	186
ANDO1536	112	119	122	136	136	136	141	146	156	156	156	170
ANDO1236	103	109	112	125	125	125	130	134	143	143	143	157
ANDO936	85	90	92	103	103	103	107	111	118	118	118	129
ANDOV6035FH	95	101	103	116	116	116	120	124	132	132	132	145
ANDOB33	117	124	127	142	142	142	148	153	163	163	163	178
ANDOWEZR30	143	152	155	174	174	174	180	187	199	199	199	218
ANDOWBC24/2730	84	89	91	102	102	102	106	110	117	117	117	128
ANDO4530	114	121	124	139	139	139	144	149	159	159	159	173
ANDO3930	107	114	116	130	130	130	135	140	149	149	149	163
ANDO3630B	75	80	82	91	91	91	95	98	104	104	104	114
ANDO3330B	84	89	91	102	102	102	106	110	117	117	117	128
ANDO3330	98	104	107	119	119	119	124	128	136	136	136	149
ANDO30TALLB	167	177	182	203	203	203	211	218	232	232	232	254
ANDO2730B	94	100	102	114	114	114	119	123	131	131	131	143
ANDO2730	90	95	98	110	110	110	113	117	125	125	125	137
ANDO2430B	90	95	98	110	110	110	113	117	125	125	125	137
ANDO2430	118	125	128	144	144	144	149	154	164	164	164	180
ANDO2130	110	117	120	134	134	134	139	143	153	153	153	167
ANDO1830	102	108	111	124	124	124	129	133	142	142	142	155
ANDO1530	94	100	102	114	114	114	119	123	131	131	131	143
ANDO1230	87	92	95	106	106	106	110	113	121	121	121	132
ANDO930	76	81	83	93	93	93	96	99	106	106	106	116
ANDO4527	119	126	129	145	145	145	150	155	166	166	166	181
ANDO3927	100	106	109	122	122	122	126	130	139	139	139	152
ANDO3627B	71	75	77	86	86	86	90	93	99	99	99	108
ANDO3327B	94	100	102	114	114	114	119	123	131	131	131	143
ANDO3327	93	99	101	113	113	113	117	121	129	129	129	142
ANDO3027B	93	99	101	113	113	113	117	121	129	129	129	142
ANDO2727B	90	95	98	110	110	110	113	117	125	125	125	137
ANDO2724B	81	86	88	99	99	99	102	106	113	113	113	123
ANDO2427B	62	66	67	75	75	75	78	81	86	86	86	94
ANDO2427	110	117	120	134	134	134	139	143	153	153	153	167
ANDO2127	105	111	114	128	128	128	132	137	146	146	146	160
ANDO1827	97	103	105	118	118	118	122	127	135	135	135	148
ANDO1527	90	95	98	110	110	110	113	117	125	125	125	137
ANDO1227	82	87	89	100	100	100	103	107	114	114	114	125
ANDO927	71	75	77	86	86	86	90	93	99	99	99	108
ANDOB3A24BFH	88	93	96	107	107	107	111	115	122	122	122	134
ANDO4524	100	106	109	122	122	122	126	130	139	139	139	152
ANDO3924	91	97	99	111	111	111	115	119	127	127	127	138
ANDO3624B	67	71	73	82	82	82	84	87	93	93	93	102
ANDO3324B	84	89	91	102	102	102	106	110	117	117	117	128
ANDO3324	84	89	91	102	102	102	106	110	117	117	117	128
ANDO3024B	81	86	88	99	99	99	102	106	113	113	113	123
ANDO2724	78	83	85	95	95	95	98	102	109	109	109	119
ANDO24TALLB	115	122	125	140	140	140	145	150	160	160	160	175
ANDO24TALL	217	230	236	264	264	264	274	283	302	302	302	330
ANDO2424B	78	83	85	95	95	95	98	102	109	109	109	119
ANDO2424	102	108	111	124	124	124	129	133	142	142	142	155
ANDO2124	97	103	105	118	118	118	122	127	135	135	135	148
ANDO1824	88	93	96	107	107	107	111	115	122	122	122	134
ANDO1524	81	86	88	99	99	99	102	106	113	113	113	123
ANDO1224	75	80	82	91	91	91	95	98	104	104	104	114

PART	13	14	15	16	17	18	19	20	21	22	23
ANDO2136	199	205	211	211	222	228	234	251	251	262	279
ANDO1836	186	191	196	196	207	212	217	233	233	244	260
ANDO1536	170	175	180	180	190	195	200	214	214	224	239
ANDO1236	157	161	166	166	175	179	184	197	197	206	219
ANDO936	129	133	137	137	144	148	152	163	163	170	181
ANDOV6035FH	145	149	153	153	161	165	169	182	182	190	202
ANDOBCR33	178	183	188	188	198	203	209	224	224	234	249
ANDOWEZR30	218	224	230	230	242	249	255	274	274	286	305
ANDOWBC24/2730	128	131	135	135	142	146	150	161	161	168	179
ANDO4530	173	178	183	183	193	198	203	218	218	228	243
ANDO3930	163	167	172	172	181	186	191	205	205	214	228
ANDO3630B	114	117	121	121	127	130	134	143	143	150	160
ANDO3330B	128	131	135	135	142	146	150	161	161	168	179
ANDO3330	149	153	158	158	166	170	175	187	187	196	209
ANDO30TALLB	254	261	269	269	283	290	298	319	319	334	356
ANDO2730B	143	147	151	151	159	163	168	180	180	188	200
ANDO2730	137	141	145	145	153	157	160	172	172	180	192
ANDO2430B	137	141	145	145	153	157	160	172	172	180	192
ANDO2430	180	185	190	190	200	205	210	226	226	236	251
ANDO2130	167	172	177	177	187	191	196	210	210	220	234
ANDO1830	155	160	164	164	173	177	182	195	195	204	217
ANDO1530	143	147	151	151	159	163	168	180	180	188	200
ANDO1230	132	136	140	140	148	151	155	166	166	174	185
ANDO930	116	119	122	122	129	132	135	145	145	152	162
ANDO4527	181	186	191	191	202	207	212	228	228	238	254
ANDO3927	152	157	161	161	170	174	178	191	191	200	213
ANDO3627B	108	111	114	114	120	123	127	136	136	142	151
ANDO3327B	143	147	151	151	159	163	168	180	180	188	200
ANDO3327	142	146	150	150	158	162	166	178	178	186	198
ANDO3027B	142	146	150	150	158	162	166	178	178	186	198
ANDO2727B	137	141	145	145	153	157	160	172	172	180	192
ANDO2724B	123	127	130	130	137	141	144	155	155	162	173
ANDO2427B	94	97	100	100	105	108	111	119	119	124	132
ANDO2427	167	172	177	177	187	191	196	210	210	220	234
ANDO2127	160	164	169	169	178	183	187	201	201	210	224
ANDO1827	148	152	156	156	164	169	173	186	186	194	207
ANDO1527	137	141	145	145	153	157	160	172	172	180	192
ANDO1227	125	128	132	132	139	143	146	157	157	164	175
ANDO927	108	111	114	114	120	123	127	136	136	142	151
ANDOB24BFH	134	138	142	142	149	153	157	168	168	176	187
ANDO4524	152	157	161	161	170	174	178	191	191	200	213
ANDO3924	138	142	146	146	154	158	162	174	174	182	194
ANDO3624B	102	105	108	108	114	117	119	128	128	134	143
ANDO3324B	128	131	135	135	142	146	150	161	161	168	179
ANDO3324	128	131	135	135	142	146	150	161	161	168	179
ANDO3024B	123	127	130	130	137	141	144	155	155	162	173
ANDO2724	119	122	125	125	132	136	139	149	149	156	166
ANDO24TALLB	175	180	185	185	195	200	205	220	220	230	245
ANDO24TALL	330	340	349	349	368	377	387	415	415	434	462
ANDO2424B	119	122	125	125	132	136	139	149	149	156	166
ANDO2424	155	160	164	164	173	177	182	195	195	204	217
ANDO2124	148	152	156	156	164	169	173	186	186	194	207
ANDO1824	134	138	142	142	149	153	157	168	168	176	187
ANDO1524	123	127	130	130	137	141	144	155	155	162	173
ANDO1224	114	117	121	121	127	130	134	143	143	150	160

PART	1	2	3	4	5	6	7	8	9	10	11	12
ANDOMTEP21TALL	186	197	202	226	226	226	235	243	259	259	259	283
ANDO3921	83	88	90	101	101	101	105	108	115	115	115	126
ANDO3621B	90	95	98	110	110	110	113	117	125	125	125	137
ANDO3321B	80	85	87	97	97	97	101	104	111	111	111	122
ANDO3321	77	82	84	94	94	94	97	100	107	107	107	117
ANDO3021B	77	82	84	94	94	94	97	100	107	107	107	117
ANDO2721B	76	81	83	93	93	93	96	99	106	106	106	116
ANDO2421B	74	79	80	90	90	90	93	97	103	103	103	113
ANDO2421	96	102	104	117	117	117	121	125	134	134	134	146
ANDO2121	89	94	97	108	108	108	112	116	124	124	124	135
ANDO18TALL	187	198	203	228	228	228	236	244	260	260	260	285
ANDO1821	82	87	89	100	100	100	103	107	114	114	114	125
ANDO1521	77	82	84	94	94	94	97	100	107	107	107	117
ANDO1221	70	74	76	85	85	85	88	91	97	97	97	107
ANDO4518	87	92	95	106	106	106	110	113	121	121	121	132
ANDO3918	81	86	88	99	99	99	102	106	113	113	113	123
ANDO3618B	62	66	67	75	75	75	78	81	86	86	86	94
ANDO3318B	84	89	91	102	102	102	106	110	117	117	117	128
ANDO3318	76	81	83	93	93	93	96	99	106	106	106	116
ANDO3018B	71	75	77	86	86	86	90	93	99	99	99	108
ANDO2718B	73	77	79	89	89	89	92	95	102	102	102	111
ANDO2418B	70	74	76	85	85	85	88	91	97	97	97	107
ANDO2418	91	97	99	111	111	111	115	119	127	127	127	138
ANDO2118	83	88	90	101	101	101	105	108	115	115	115	126
ANDO1818	78	83	85	95	95	95	98	102	109	109	109	119
ANDO1518	73	77	79	89	89	89	92	95	102	102	102	111
ANDOMTEP1218	68	72	74	83	83	83	86	89	95	95	95	103
ANDO1218	65	69	71	79	79	79	82	85	90	90	90	99
ANDO4515	78	83	85	95	95	95	98	102	109	109	109	119
ANDO3915	75	80	82	91	91	91	95	98	104	104	104	114
ANDO3615B	66	70	72	80	80	80	83	86	92	92	92	100
ANDO3315B	75	80	82	91	91	91	95	98	104	104	104	114
ANDO3315	71	75	77	86	86	86	90	93	99	99	99	108
ANDO3015B	71	75	77	86	86	86	90	93	99	99	99	108
ANDO2715B	68	72	74	83	83	83	86	89	95	95	95	103
ANDO2415B	65	69	71	79	79	79	82	85	90	90	90	99
ANDO2415	80	85	87	97	97	97	101	104	111	111	111	122
ANDO2115	77	82	84	94	94	94	97	100	107	107	107	117
ANDO1815	73	77	79	89	89	89	92	95	102	102	102	111
ANDO15TALL	167	177	182	203	203	203	211	218	232	232	232	254
ANDO1515	68	72	74	83	83	83	86	89	95	95	95	103
ANDOMTEP12TALL	152	161	165	185	185	185	192	198	211	211	211	231
ANDO4512	72	76	78	88	88	88	91	94	100	100	100	110
ANDO3912	69	73	75	84	84	84	87	90	96	96	96	105
ANDO3612B	69	73	75	84	84	84	87	90	96	96	96	105
ANDO3312B	84	89	91	102	102	102	106	110	117	117	117	128
ANDO3312	65	69	71	79	79	79	82	85	90	90	90	99
ANDO3012B	65	69	71	79	79	79	82	85	90	90	90	99
ANDO2712B	63	67	68	77	77	77	79	82	88	88	88	96
ANDO2412	76	81	83	93	93	93	96	99	106	106	106	116
ANDO2112	74	79	80	90	90	90	93	97	103	103	103	113
ANDO1812	67	71	73	82	82	82	84	87	93	93	93	102
ANDO1512	63	67	68	77	77	77	79	82	88	88	88	96
ANDOVSB6035-4D	93	99	101	113	113	113	117	121	129	129	129	142
ANDOVSB60-3D	88	93	96	107	107	107	111	115	122	122	122	134
ANDOVCD/VSB60	76	81	83	93	93	93	96	99	106	106	106	116
ANDOSBC60-VCD/VSB6035	81	86	88	99	99	99	102	106	113	113	113	123
ANDOMDEP	96	102	104	117	117	117	121	125	134	134	134	146

PART	13	14	15	16	17	18	19	20	21	22	23
ANDOMTEP21TALL	283	291	299	299	315	323	332	356	356	372	396
ANDO3921	126	130	134	134	141	144	148	159	159	166	177
ANDO3621B	137	141	145	145	153	157	160	172	172	180	192
ANDO3321B	122	125	129	129	136	139	143	153	153	160	170
ANDO3321	117	121	124	124	131	134	137	147	147	154	164
ANDO3021B	117	121	124	124	131	134	137	147	147	154	164
ANDO2721B	116	119	122	122	129	132	135	145	145	152	162
ANDO2421B	113	116	119	119	125	129	132	142	142	148	158
ANDO2421	146	150	154	154	163	167	171	184	184	192	205
ANDO2121	135	139	143	143	151	155	159	170	170	178	190
ANDO18TALL	285	293	301	301	317	325	333	358	358	374	398
ANDO1821	125	128	132	132	139	143	146	157	157	164	175
ANDO1521	117	121	124	124	131	134	137	147	147	154	164
ANDO1221	107	110	113	113	119	122	125	134	134	140	149
ANDO4518	132	136	140	140	148	151	155	166	166	174	185
ANDO3918	123	127	130	130	137	141	144	155	155	162	173
ANDO3618B	94	97	100	100	105	108	111	119	119	124	132
ANDO3318B	128	131	135	135	142	146	150	161	161	168	179
ANDO3318	116	119	122	122	129	132	135	145	145	152	162
ANDO3018B	108	111	114	114	120	123	127	136	136	142	151
ANDO2718B	111	114	117	117	124	127	130	140	140	146	156
ANDO2418B	107	110	113	113	119	122	125	134	134	140	149
ANDO2418	138	142	146	146	154	158	162	174	174	182	194
ANDO2118	126	130	134	134	141	144	148	159	159	166	177
ANDO1818	119	122	125	125	132	136	139	149	149	156	166
ANDO1518	111	114	117	117	124	127	130	140	140	146	156
ANDOMTEP1218	103	106	109	109	115	118	121	130	130	136	145
ANDO1218	99	102	105	105	110	113	116	124	124	130	138
ANDO4515	119	122	125	125	132	136	139	149	149	156	166
ANDO3915	114	117	121	121	127	130	134	143	143	150	160
ANDO3615B	100	103	106	106	112	115	118	126	126	132	141
ANDO3315B	114	117	121	121	127	130	134	143	143	150	160
ANDO3315	108	111	114	114	120	123	127	136	136	142	151
ANDO3015B	108	111	114	114	120	123	127	136	136	142	151
ANDO2715B	103	106	109	109	115	118	121	130	130	136	145
ANDO2415B	99	102	105	105	110	113	116	124	124	130	138
ANDO2415	122	125	129	129	136	139	143	153	153	160	170
ANDO2115	117	121	124	124	131	134	137	147	147	154	164
ANDO1815	111	114	117	117	124	127	130	140	140	146	156
ANDO15TALL	254	261	269	269	283	290	298	319	319	334	356
ANDO1515	103	106	109	109	115	118	121	130	130	136	145
ANDOMTEP12TALL	231	238	245	245	258	264	271	291	291	304	324
ANDO4512	110	113	116	116	122	125	128	138	138	144	153
ANDO3912	105	108	111	111	117	120	123	132	132	138	147
ANDO3612B	105	108	111	111	117	120	123	132	132	138	147
ANDO3312B	128	131	135	135	142	146	150	161	161	168	179
ANDO3312	99	102	105	105	110	113	116	124	124	130	138
ANDO3012B	99	102	105	105	110	113	116	124	124	130	138
ANDO2712B	96	99	101	101	107	110	112	121	121	126	134
ANDO2412	116	119	122	122	129	132	135	145	145	152	162
ANDO2112	113	116	119	119	125	129	132	142	142	148	158
ANDO1812	102	105	108	108	114	117	119	128	128	134	143
ANDO1512	96	99	101	101	107	110	112	121	121	126	134
ANDOVSB6035-4D	142	146	150	150	158	162	166	178	178	186	198
ANDOVSB60-3D	134	138	142	142	149	153	157	168	168	176	187
ANDOVCD/VSB60	116	119	122	122	129	132	135	145	145	152	162
ANDOSBC60-VCD/VSB6035	123	127	130	130	137	141	144	155	155	162	173
ANDOMDEP	146	150	154	154	163	167	171	184	184	192	205

## Notes

ITEM	PAGE	ITEM	PAGE	ITEM	PAGE
<b>1</b>		Brushed Satin Pewter French Tassel Pull	K10	Full Overlay 6 Way Hinge	L2
170 Degree Hinge	L2	Brushed Satin Pewter French Tassel Round Knob	K8	Furniture Base	K3
				Furniture End Panels	F8
				Furniture Shelf Kit	J2
				Fusion	A1
<b>3</b>		<b>C</b>		<b>G</b>	
3/4 Extension Side Mount Roller Guide Kit	L1	Cabinet Care Kit	L5	Glass Doors	C1
3/4 Extension Side Mount Roller Guide Peninsula Base Kit	L1	Cabinet Cleaning and Polishing Cloths	L5	Glen Arbor	A1
3/4 Extension Side Mount Roller Guides	L1	Cabinet Dusting Cloths	L5		
3/4" Shelf Clip	L3	Cabinet Front Only	C2		
3/4" Shelf Clip with Stop	L3	Cannonsburg	A1		
		Case Only	C2		
<b>A</b>		Chair Rail Molding	K2		
Angle Crown Molding	K2	Chrome Traditional Pull	K10		
Angled Outside Corner Molding - 135°	K2	Classic Crown Molding	K2		
Ansel Corbel	K6	Cookbook Rack Pull-Down	D14		
Ansel Foot	K6	Copper-Pewter Knob	K8	<b>H</b>	
Ansel Leg Base	K6	CoreGuard Sink Base	E5	Half Depth Shelf	C1
Antique Iron Knob	K8	CoreGuard® Panel Backer	J1	Hardware Template Kit Universal	L4
Antique Pewter Braided Knob	K8	Corner Molding	K2	Heat Shield	E12
Antique Pewter Braided Pull	K10	Countertop Molding - Decorative Edge	K2	Heavy Duty Furniture Shelf Kit	J2
Antique Pewter Flower Knob	K8	Countertop Support Bracket	K1		
Appliance Garage Tambour Diagonal	D11	Cove Corbel	K7		
Appliance Garage Tambour Straight	D11	Cove Foot	K7		
Arbor Falls II	A1	Cove Light Rail Molding	K2		
Avenue	A1	Cove Molding	K2		
		Crown Molding	K3	<b>K</b>	
		Cutlery Divider	E13	Knife Section Cutting Center Kit	E13
		<b>D</b>		<b>L</b>	
<b>B</b>		Decorative Dishwasher Panel	E11	Laminate Aluminum Accessory Glass Door and Prep for Glass Door	L4
Back Plugs	L4	Deep Sink Base	E7	Lanielle	A1
Base Angle Revolving	E10	Deluxe Full-Width Trays	C1	Lazy Susan Revolving Shelf Kit (One Shelf)	D14
Base Blind Corner	E9	Deluxe Trays	C1	Lazy Susan Revolving Shelf Kit (Three Shelves)	D14
Base Box	E16	Dentil Molding	K3	Library Molding	K3
Base Butt Door - Full Extension Tray	E2	Depth Modification	C1	Locking Device - Full Extension Heavy Duty Under Mount SoftAction+ Guides	L1
Base Column	E16	Desk Door	H1	Locking Device - Full Extension Under Mount SoftAction+ Guides	L1
Base Column Fluted	E16	Desk Drawer	H1		
Base Combination Four Drawer	E3	Desk End Panel	H2		
Base Corner Angle Butt Full-Height	E10	Desk File Drawer	H1		
Base Corner Fixed Shelf	E10	Desk Knee Drawer	H1		
Base Corner Revolving	E9	Desk Knee Drawer Trimmable	H1		
Base Corner Revolving Wood Lazy Susan	E10	Dishwasher Panel	E12	<b>M</b>	
Base Deep Tray Kit	J4	Door and Frame Assembly Sales Samples	L6	Matching Base End Panel	E17
Base Deep Tray Kit - Side Mount Full Extension	J4	Door Insert Clip	L4	Matching Desk End Panel	H3
Base Double Door	E1	Door Insert Retaining Strip	L4	Matching Interior	C1
Base Double Door Full-Height	E2	Door Pantry Rack	F3	Matching Mantle Hood Front	D12
Base End Angle Full-Height	E10	Door Spice Rack	D14	Matching Tall End Panel	F9
Base End Corner Full-Height	E10	Door Stop Kit	L4	Matching Vanity End Panel	G13
Base End Panel	E16	Door Storage Unit	D10	Matching Wall End Panel	D17
Base End Panel Filler	E16	Drawer Front	C1	Medicine Cabinet	G10
Base Filler	E15	Drawer Organizer Kit Narrow	E13	Medicine Cabinet Pack Hinge	L3
Base Filler Corner	E15	Drawer Organizer Kit Wide	E13	Message Center Wall	D5
Base Filler Corner Overlay	E17	Drawer Partition Kit	E13	Mirror Molding	K3
Base Filler Pull-Out	E15	Drop-In Range Panel	E12	Mullion Glass Door	C1
Base Fluted Filler	E15	Dusty Copper Flower Knob	K8		
Base Four Drawer	E3			<b>N</b>	
Base Lazy Susan	E9			Narrow Batten Molding	K3
Base Microwave Cabinet	E11				
Base Oven Cabinet Universal	E12	<b>E</b>		<b>O</b>	
Base Pots and Pans Storage	E3	Edge Banding	L4	Ochre Finished Ceramic Totem Knob	K9
Base Pull-Out	E4			Ochre Finished Ceramic Totem Pull	K10
Base Single Door	E1			Oil Rubbed Bronze Cup Pull	K10
Base Single Door Full-Height	E1			Oil Rubbed Bronze Round Knob	K8
Base Swing-Out Shelves	E13	<b>F</b>		Open Cube Organizer	D14
Base Three Door	E2	Face Mount Hinge	L2	Organizer	H2
Base Three Drawer	E3	Fill Stick	L5	Oven Cabinet Single	F5
Base Tray Kit - Double Faced, Standard	J4	Filler Angle	D15, G11	Oven Cabinet Support Platform	F7
Base Tray Kit - Standard	J4	Filler Overlay	D15, F8, G11	Oven Cabinet Universal	F5
Base Wastebasket Floor Mount Kit Double	E13	Floating Shelves	D14	Oven Drawer Kit	F6
Base Wastebasket Floor Mount Kit Single	E13	Fluted Filler Angle	D15, G11		
Base Wastebasket Top Mount	E4	Foil Box Rack	E13	<b>P</b>	
Base Wastebasket Top Mount Kit	E13	Fox Harbor	A1	Panel Backer 3' Tall-Paper	J1
Bayville	A1	Full Depth Shelf	C1	Panel Backer 3' Tall-Veneer	J1
Bellingham	A1	Full Extension Heavy Duty Under Mount SoftAction+ Guide Set	L1	Panel Backer-Paper	J1
Bi-Fold Hinge	L2	Full Extension Side Mount Ball Bearing Guide Kit	L1	Panel Backer-Veneer	J1
Black Ceramic Insert Pull	K10	Full Extension Side Mount Ball Bearing Guides	L1	Pantry Cabinet Butt Door	F3
Black Ceramic Insert Round Knob	K8	Full Extension Under Mount SoftAction+ Guide Kit	L1		
Black Nickel Knob	K8	Full Extension Under Mount SoftAction+ Guides	L1		
Black Nickel Traditional Pull	K10	Full Extension Under Mount SoftAction+ Peninsula Base Guide Kit	L1		
Bookcase Cabinets	D8				
Bright Brass Traditional Pull	K10				
Bright Chrome Knob	K8				

ITEM	PAGE	ITEM	PAGE	ITEM	PAGE
Pegged Deep Drawer Organizer	E13	Sink Base Single Door	E5		
Peninsula Base Butt Door	E2	Sink Base Single Door Full-Height	E5		
Peninsula Base Butt Door Blind Corner	E9	Sink Front Angle	E7		
Peninsula Base Double Door	E3	Sink Front Angle Full-Height	E8	<b>V</b>	
Peninsula Base Single Door	E2	Sink Front Bottom	E13	V-Groove Panel	J1
Peninsula Base Single Door Blind Corner	E9	Sink Front Diagonal Bottom	E13	Valance Raised Panel	K1
Peninsula Wall Angle	D7	Sink Front Double Door	E7	Valance Shaker	K1
Peninsula Wall Blind Corner	D6	Sink Front Double Door Full-Height	E7	Valance Traditional	K1
Peninsula Wall Double Door	D5	Sink Front Single Door	E6	Vanity Base Double Door	G1
Peninsula Wall Single Door	D5	Sink Front Single Door Full-Height	E7	Vanity Base Double Door Full-Height	G2, G3
Plain Square Post	K6	Sliding Towel Bar - Chrome	E13	Vanity Base Four Door Full-Height	G3
Portrait	A1	Soffit Crown Molding	K3	Vanity Base Single Door	G1
Prairie Glass Door	C1	SoftAction Door Hardware	L4	Vanity Base Single Door Full-Height	G2
		Solid Bright Brass Knob	K8	Vanity Base Three Door Full-Height	G3
		Solid Wood Stock	K4	Vanity Combination Drawer Eight Drawer Double Door	G7
		Solid Wood Wall End Open Shelf	D8	Vanity Combination Drawer Eight Drawer Single Door	G6
<b>Q</b>		Somerton Hill	A1	Door	G7
Quarter Round Molding	K3	Spice Drawer Insert Kit	E13	Vanity Combination Drawer Six Drawer Double Door	G6
		Spice Drawer Organizer	D14	Vanity Combination Drawer Six Drawer Single Door	G6
<b>R</b>		Spindles	K6	Vanity Combination Drawer Three Drawer	G6
Radius Cabinet Molding	K3	Spring Valley	A2	Vanity Combination Drawer Two Drawer	G6
Ralston	A1	Standard Full-Width Trays	C1	Vanity Deep Tray Kit	J4
Range Hood Blower and Light Unit	D13	Standard Trays	C1	Vanity Deep Tray Kit - Space Saver	J5
Range Hood Front	D13	Starter Molding	K5	Vanity Drawer Four Drawer	G7
Rear Adjustment Adapter - Full Extension Heavy Duty Under Mount SoftAction+ Guides	L2	Stem Glass Holder	D14	Vanity Drawer Three Drawer	G7
Rear Mounting Bracket - 3/4 Extension Side Mount Roller Guides	L2	Sutton Cliffs	A2	Vanity Filler	G11
Rear Mounting Bracket - 3/4 Extension Side Mount Roller Guides Peninsula Base	L2	Swing-Out Pantry Rack	F4	Vanity Fluted Filler	G11
Rear Mounting Bracket - Full Extension Side Mount Ball Bearing Guides	L2			Vanity Hamper Roll-Out	G11
Rear Mounting Bracket - Full Extension Under Mount SoftAction+ Guides	L2	<b>T</b>		Vanity Linen Cabinet	G8
Rear Mounting Bracket - Full Extension Under Mount SoftAction+ Guides DKD	L2	Tall End Panel	F8	Vanity Linen Cabinet Tall	G8
Rear Mounting Bracket - Full Extension Under Mount SoftAction+ Guides Peninsula Base	L2	Tall End Panel Filler	F8	Vanity Sink Base Double Bowl	G4
Refrigerator End Panel	F7	Tall Filler	F8, G11	Vanity Sink Base Double Door	G4
Removable Sink Front Double Door	E8	Tall Fluted Filler	F8, G11	Vanity Sink Base Two Drawer Double Door	G5
Replacement Shelves	J3	Tall Utility Cabinet 12" Deep	F1	Vanity Sink Base Two Drawer Four Door	G5
Roll-Out Trays - Solid Wood	J4	Tall Utility Cabinet 24" Deep	F2	Vanity Sink Base Two Drawer Three Door	G5
Rope Molding	K4	Tapered Foot	K6	Vanity Tray Kit	J4
Rowan	A1	Tapered Leg Base	K6	Vanity Tray Kit - Space Saver	J4
Rusty Flower Knob	K8	Toe Kick Backer	E15	Vanity Wall - 4 3/4" Deep	G9
		Toe Kick Cover - Laminate	E16, F8, G12, H2	Vanity Wall Boutique - 7" Deep	G9
		Toe Kick Cover - Veneer	E16, F8, G12, H2	Vanity Wall Boutique - 8" Deep	G9
		Toeboard/Valance	J2	Venetian Bronze Copper French Lace Knob	K9
		Tolani	A2	Vent Clip Pack	L4
		Touch Up Kit	L5		
		Touch Up Pen	L5	<b>W</b>	
		Touch Up Quart	L5	Wall Angle Single Door	D6, D7
		Touch Up Spray Can Primer	L5	Wall Blind Corner Double Door	D6
		Touch Up Spray Can Topcoat	L5	Wall Blind Corner Single Door	D6
		Towel Bar	E13	Wall Box	D16
		Traditional Overlay 6 Way Hinge	L3	Wall China Display	D8
		Tri-View Medicine Cabinet	G10	Wall Column	D16
		Triple Bead Edging	K5	Wall Corner Angle	D7
		Triple Bead Pilaster	K5	Wall Double Door	D2, D3, D4
		Tumbled Dark Gunmetal Mission Style Ringed Pendant Pull	K10	Wall Easy Reach	D7
		Tumbled Dark Gunmetal Round Knob	K8	Wall End Corner	D7
				Wall End Panel	D16
		<b>U</b>		Wall Filler	D14, D15
		Under Cabinet Corner Shelf	D14	Wall Filler Corner	D15
		Under Cabinet Molding	K5	Wall Fluted Filler	D15
		Under Cabinet Shelf	D14	Wall Hood Blower	D13
		Under Sink Tote	E14	Wall Hood Classic Chimney	D13
		Universal Access Panel	J1	Wall Hood Liner	D13
		Universal Base Corner Revolving	I2	Wall Lattice	D8
		Universal Base Double Door	I1	Wall Microwave Cabinet	D10
		Universal Base Double Door - Full-Height	I1	Wall Microwave Shelf	D9
		Universal Base Lazy Susan	I2	Wall Microwave Shelf Cabinet	D10
		Universal Base Single Door	I1	Wall Pull-Out Filler	D15
		Universal Base Single Door - Full-Height	I1	Wall Refrigerator	D4
		Universal Base Sink Front Butt Door - Full-Height	I2	Wall Single Door	D1
		Universal Base Sink Front Cabinet Kit - Full-Height	I2	White Ceramic Knob	K8
		Universal Base Table Butt Door	I1	White Fusilli Pull	K10
		Universal Base Three Drawer	I2	Whitebay II	A2
		Universal Base Toe Kick Cover - Laminate	I4	Wincott Corbel	K7
		Universal Base Toe Kick Cover - Veneer	I4	Wine Storage Cabinet	D8
		Universal Removable Sink Front Double Doors	I3	Wire Tray Divider Kit	E13
		Utility Front	F3	Wire Tray Divider Roll-Out	E14
		Utility Tray Hinge	L3	Wood Full-Width Trays	C1
		Utility Tray Kit	E14	Wood Trays	C1





We are America's Cabinetmaker.®

## Masco Cabinetry LLC 25 Year Limited Warranty.

Masco Cabinetry LLC warrants to the original consumer purchaser that our Merillat Classic® cabinetry will be free from defects in material and workmanship under normal use for a period of TWENTY-FIVE (25) YEARS from date of purchase. This warranty is not transferable. No changes or modifications can be made to this warranty except by an officer of Masco Cabinetry LLC.

Masco Cabinetry LLC may elect to repair or replace any defective Merillat Classic® product covered by our warranty. THIS WARRANTY DOES NOT COVER:

- The natural aging or darkening of wood color, or the inherent growth characteristics of, or variation, in wood.
- Defects caused by misuse, abuse, negligence, alterations, environmental conditions, improper installation, storage or handling.

As with other natural materials, wood is affected by environmental factors such as natural and artificial lighting. Darkening or mellowing of the wood can be expected and is a natural process of wood as it ages. Each wood species also exhibits its own distinctive patterns and characteristics that add to its natural beauty. These variations in color and characteristics are not considered imperfections or defects.

Masco Cabinetry LLC further provides a Lifetime Limited Warranty on the door hinges and drawer guides to the original consumer purchaser for as long as you own the product. This Lifetime Limited Warranty provides that the door hinges and drawer glides will be free from defects in material and workmanship under normal use. Replacement hinges and drawer glides are subject to their availability from our suppliers.

From time to time, we will change design, specifications and materials as conditions require and improvements are developed, but we have no obligation to incorporate such changes in products we previously manufactured.

**TO THE MAXIMUM EXTENT PERMITTED BY APPLICABLE LAW, THIS WARRANTY DOES NOT COVER INDIRECT, SPECIAL, INCIDENTAL, OR CONSEQUENTIAL DAMAGES, LOSS OF USE, OR LABOR EXPENSES IN UNINSTALLING OR INSTALLING ANY MATERIAL OR PARTS, WHETHER ARISING OUT OF BREACH OF WARRANTY, BREACH OF CONTRACT, NEGLIGENCE, TORT, OR ANY OTHER LEGAL THEORY, EVEN IF MASCO CABINETRY LLC HAS BEEN ADVISED OF THE POSSIBILITY THEREOF. MASCO CABINETRY LLC DISCLAIMS RESPONSIBILITY FOR DAMAGES IN EXCESS OF YOUR PURCHASE PRICE.** Some provinces and some states do not allow the exclusion or limitation of incidental or consequential damages, so the above limitation or exclusion may not apply to you.

This warranty is only valid in the United States of America and Canada. This warranty gives you specific legal rights, and you may also have other rights which vary from state to state and from province to province.

To obtain performance under this warranty, you must contact your Merillat Classic® supplier and report, in writing, all defects claimed and provide your original sales receipt or other documentation acceptable to Masco Cabinetry LLC. If you have difficulty obtaining assistance, write to: Merillat Classic® Warranty Department, Masco Cabinetry LLC, 15535 South State Ave. Middlefield, Ohio 44062 USA.

For cabinetry purchased on or after January 5, 2009



We are America's Cabinetmaker.®

MERILLAT.COM

