

LIST PRICING & PRODUCT SPECIFICATIONS

Effective February 18, 2019



WOLF HOME PRODUCTS®

C A B I N E T R Y

WOLF CLASSIC™



WOLF CLASSIC

THE FASTEST-GROWING CABINET LINE IN AMERICA

With a combination of style and affordability, Wolf Classic has become one of America's most popular cabinetry lines. Designed for independent dealers by independent dealers, cabinets are available in today's most popular door style and finish combinations in stock and at extremely attractive price points. This includes the upscale look of paints and glazes at no additional charge.

With a broad selection of SKUs, accessories and mouldings, Wolf Classic will make any design as beautiful as it is affordable. Wolf Classic is a trusted choice for cabinetry. It's backed by a five-year warranty, which is better than any other cabinetry line at this price, so you can buy with confidence.

EXCEPTIONAL STYLE, EXCEPTIONAL VALUE

Designed for independent dealers by independent dealers, Wolf Classic proudly offers nineteen of today's most popular door style/finish combinations in stock and at extremely attractive price points. This includes the upscale look of paint and glazes at no additional charge. With a broad selection of SKUs, accessories and mouldings, Wolf Classic will make any design as beautiful as it is affordable.

QUALITY IS IN THE DETAILS

Wolf Classic offers three distinct series to make finding the right cabinetry for every project easy. Thanks to carefully curated styles, finishes, features and more, every need is met with a quality choice.

Plus, all Wolf Classic cabinets are handcrafted, combining generations of woodworking expertise with today's latest manufacturing technologies. Solid hardwood components and a state-of-the-art finishing systems produce a consistently beautiful and long-lasting appearance.

BUY WITH CONFIDENCE

You can be confident when choosing Wolf Classic cabinets. In addition to certifications from the Kitchen Cabinet Manufacturers Association (KCMA) and the Environmental Stewardship Program (ESP) for both the Expression and Insight Series, Wolf Classic boasts a 5-year warranty – better than any other cabinet line at this price point.

Whether you're looking for style, quality, affordability — or all three — look no further than Wolf Classic cabinets.

WOOD CHARACTERISTICS & VARIATIONS

Naturally occurring wood characteristics such as variations in color, grain, mineral streaks and knots are not considered defects.

Color variations are a natural occurrence due to species, age, character of cabinets, and exposure to UV light and sunlight. Such variations and changes are not considered defects. For these reasons, new and/or replacement cabinets may not match display samples and/or existing cabinets.

Warping is the bending or twisting of a part. To measure a door or shelf, lay the product on a flat surface and measure the gap from the surface to the part. The standard allowable tolerance for wood is 1/8" per lineal foot. Materials that fall within specification are considered acceptable, as a part of the natural characteristics of wood.

DOOR SERIES AND CABINET SPECIFICATIONS

EXPRESSION SERIES

DARTMOUTH



DARTMOUTH 5-PC



YORK



BERWYN



HUDSON



CIRCA



TRENTON



INSIGHT SERIES

HANOVER



SAGINAW



IMPACT SERIES

SOMERSET



		EXPRESSION	INSIGHT	IMPACT
Construction by Series		Dartmouth York Berwyn Hudson Circa Trenton	Hanover Saginaw	Somerset
Face Frame	3/4" thick x 1 1/2" wide solid wood face frame	X	X	X
Side Panels	1/2" thick plywood with color matching exterior	X	X	X
Back Panel	1/2" thick plywood	X	X	
	1/8" thick plywood			X
Top/Bottom	1/2" thick plywood	X	X	X
Interior	Natural maple interior - Stained finishes - Pewter and Opal Paint	X	X	
	White interior - White and Antique White paint	X	X	
	Natural maple interior - White paint			X
Shelves	3/4" thick adjustable with self-locking clip	X	X	X
	Bull-nosed, foil covered front edge	X	X	
	Edge band front edge			X
	Half-depth, adjustable base	X	X	X
Corner Blocks	3/4" thick all-wood	X	X	X
Hanging Rail	1/2" thick - Horizontal	X	X	
	1/2" thick - Horizontal and vertical			X
Drawers	5/8" thick solid wood, clear finished	X	X	X
	Dovetail - 4" high	X	X	
	Dovetail - 3 1/2" high			X
	1/4" thick plywood bottom	X	X	X
Glides	Soft Close, full extension undermount	X		
	Side mount, 3/4" extension		X	X
Hinges	Soft Close, 6-way adjustable	X		
	Self closing, 6-way adjustable		X	X

NOMENCLATURE

B = Base	MDENTIL = Dentil Moulding	V = Valance
BC = Base Corner	MICW = Inside Corner	VB = Vanity Base
BEC = Base End Cabinet	MLR = Light Rail	VBL = Vanity Base Left Combo Unit
BER = Base Easy Reach	MOCW = Outside Corner	VBR = Vanity Base Right Combo Unit
BFOOT = Bun Foot	MQR = Quarter Round	VDB = Vanity Drawer Base
BK = Bookcase Cabinet	MROPE = Rope Moulding	VDT = Vanity Drawer Tray
BMW = Base Microwave Cabinet	MSW = Scribe	VP = Veneer Panel
BOXHOOD = Box Hood	MWC = Microwave Cabinet	VSB = Vanity Sink Base
BP = Beaded Panel	OC = Oven Cabinet	VSDB = Vanity Sink Drawer Base
BSKIN = Base Skin	ORG = Organizer	W = Wall
BSPICE = Base Spice Pull Out (no filler)	P = Panel	WC = Wall Corner
BWB = Base Waste Basket	POS = Pull-Out Shelf	WDC = Wall Diagonal Cabinet
CCROWN = Cove Crown	PR = Plate Rack	WEC = Wall End Cabinet
CORBEL = Corbel	REF = Refrigerator Panel	WF = Wall Filler
DB = Drawer Base	REVCROWN = Reversible Crown	WMC = Wall Medicine Cabinet
DD = Double Door	ROS = Rosette	WMD = Wall Mullion Door (Door prepped for Glass)
DEP = Decorative End Panel	RW = Refrigerator Wall	WMDC = Wall Mullion Diagonal Cabinet (Door prepped for Glass)
DWEP = Decorative Wall End Panel	SB = Sink Base	WSPICE = Base Spice Pull Out (no filler)
DWP = Dishwasher End Panel	SCB = Sink Corner Base	WR = Wine Rack
F = Filler	SCBFF = Sink Corner Base w/Front & Floor	WSKIN = Wall Skin
FB = Furniture Base	SLGCROWN = Large Crown for Full Overlay	
FF = Fluted Filler	SMCROWN = Small Crown	
FWF = Fluted Wall Filler	SS = Super Lazy Susan	
LEG = Leg	SSMCROWN = Small Crown for Full Overlay	B12 = Base 12" Wide
LGCROWN = Large Crown	STCROWN = 2-Pc. Starter Crown	W3030 = Wall 30" Wide, 30" High
LS = Lazy Susan	TFOOT = Tapered Foot	
MBAT = Batten	U = Utility	

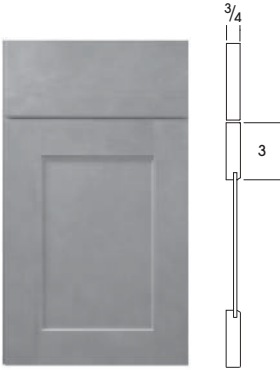
FINISH PROCESS

1. All surfaces are machine-sanded.
2. Dust particles are removed before entering each spray machine.
3. Product enters an automated finish system where solvent-based pigment stain is applied.
4. Product is sealed and put through a pre-cure drying process.
5. Complete cure is done with slow bake process.
6. All edges of parts are hand-sanded before being put in a brush-sanding machine.
7. Final topcoat is applied and put through a pre-cure process followed by slow bake for final, thorough curing.
8. Clear finishes use a catalyzed varnish, and paint finishes use a post-catalyzed lacquer.
9. Products are inspected for defects, cleanliness and smoothness.
10. The front side of the products gets a stain coat, a sealer coat and final top coat. The backs of drawer fronts and doors get a stain coat and a sealer coat.

DOOR STYLES

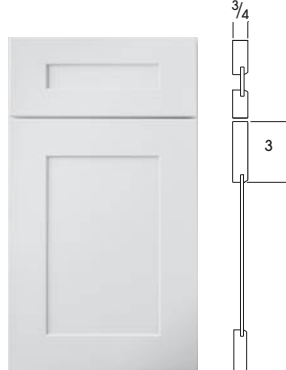
EXPRESSION SERIES

DARTMOUTH



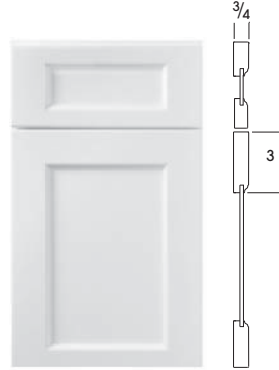
- Flat Panel Shaker Door
- Slab Drawer Front
- Full Overlay
- Maple with Veneer Center Panel – Stains
- HDF with MDF Center Panel – Paint

DARTHMOUTH 5-PIECE



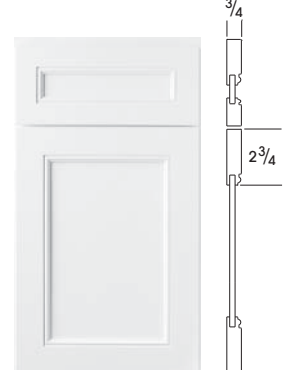
- Flat Panel Door
- 5-piece Flat Panel Drawer Front
- Full Overlay
- HDF with MDF Center Panel – Paint

YORK



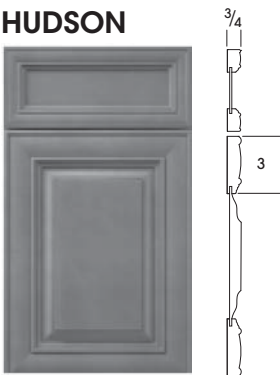
- Flat Panel Door
- 5-piece Drawer Front
- Full Overlay
- Maple with Veneer Center Panel – Stain
- HDF with MDF Center Panel – Paint

BERWYN




- Mitered Door with Flat Center Panel
- 5-piece Drawer Front
- Full Overlay
- Maple with MDF Center Panel

HUDSON



- Pillow, Mitered Door with Raised Center Panel
- 5-piece Flat Panel Drawer Front
- Full Overlay
- Maple with Solid Wood Center Panel

CIRCA



- **Truckload Only**
- Slab Door and Drawer Front
- Full Overlay
- 5/8" Particleboard Door with Maple Veneer and Maple Veneer-banded Edges
- Door Grain Direction: Vertical
- Drawer Grain Direction: Horizontal

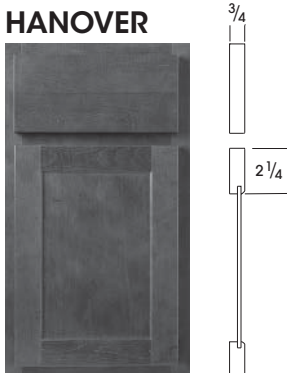
TRENTON



- **Truckload Only**
- Slab Door and Drawer Front
- Full Overlay
- 3/4" Thick
- Door and Drawer Front with Vertical Grain
- White – Powder Coat on MDF; Maple Face Frame
- Shale and Woodland Brown – Textured Laminate on MDF; Oak Face Frame and Accessories

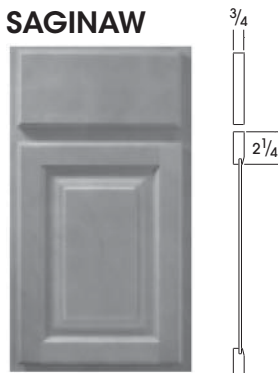
INSIGHT SERIES

HANOVER



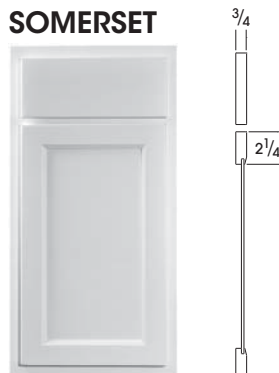
- Flat Panel Door
- Solid Wood Drawer Front
- Standard Overlay
- Maple with Veneer Center Panel

SAGINAW



- Raised Center Panel Door
- Slab Drawer Front
- Standard Overlay
- Maple with Veneer Center Panel

SOMERSET



- Flat Panel Door
- Slab Drawer Front
- Standard Overlay
- HDF with MDF Center Panel

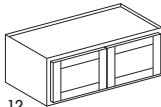
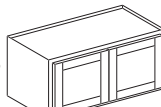
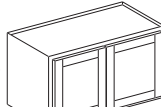
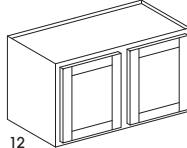
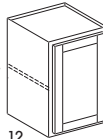
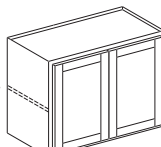
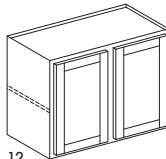
IMPACT SERIES

DOOR STYLES

	DOOR STYLE	STANDARD FINISHES	CODE	IN STOCK	SPECIAL ORDER	TRUCKLOAD
Expression	Dartmouth	Brownstone	024	X	X	X
		Crimson	004		X	X
		Dark Sable	014	X	X	X
		Grey Stain	023	X	X	X
		Honey	003	X	X	X
		Pewter Paint	022	X	X	X
		White Paint	005	X	X	X
	Dartmouth 5-piece	Pewter Paint	5022	X	X	X
		White Paint	5005	X	X	X
	York	Grey Stain	021	X	X	X
		White Paint	020	X	X	X
	Berwyn	Opal Paint	040	X	X	X
	Hudson	Antique White Paint	006	X	X	X
		Crimson w/Glaze	007			X
		Heritage Brown w/ Glaze	008	X	X	X
	Circa	Truckload Only*				X
	Trenton	Truckload Only*				X
Insight	Hanover	Grey Stain	039	X	X	X
	Saginaw	Dark Sable	015	X	X	X
		Chestnut	013	X	X	X
		Crimson	002	X	X	X
		Honey	001	X	X	X
Impact	Somerset	White Paint	029	X		X

* Refer to Truckload Section for all finish options

Wall Cabinets – 12" Deep

Design Tips: <ul style="list-style-type: none">• All single-door cabinets are hinged left• Cabinets can be flipped during installation for right hinge applications					IMPACT	INSIGHT	EXPRESSION		
		SKU	cubes	Somerset	Hanover Saginaw	Dartmouth	Dartmouth 5-piece York	Berwyn	Hudson
WALL - 12" HIGH - 12" DEEP									
	<ul style="list-style-type: none">• Two butt doors• Shelves not available• Available widths: 30"-39"	W3012	3.0	160	160	193	193	203	237
		W3312	3.0	164	164	199	199	209	257
		W3612	3.0	170	170	209	209	219	277
		W3912	4.0	236	236	291	291	306	343
WALL - 15" HIGH - 12" DEEP									
	<ul style="list-style-type: none">• Two butt doors• Shelves not available• Available widths: 24"-36"	W2415DD	3.0	170	170	209	209	219	257
		W3015	4.0	172	172	211	211	222	263
		W3315	4.0	174	174	214	214	225	277
		W3615	4.0	186	186	219	219	230	295
WALL - 18" HIGH - 12" DEEP									
	<ul style="list-style-type: none">• Two butt doors• Shelves not available• Available widths: 24"-36"	W2418DD	5.0	177	177	216	216	227	282
		W3018	5.0	186	186	219	219	230	290
		W3318	5.0	190	190	229	229	240	309
		W3618	5.0	205	205	243	243	255	336
	<ul style="list-style-type: none">• Two doors, cabinet with center stile• Shelves not available• Available width: 39"	W3918	5.0	308	308	376	376	395	445
WALL - 24" HIGH - 12" DEEP									
	<ul style="list-style-type: none">• Single door• One adjustable shelf• Available width: 21"	W2124	4.0	210	210	250	250	263	303
	<ul style="list-style-type: none">• Two butt doors• One adjustable shelf• Available widths: 24"-36"	W2424DD	4.0	254	254	295	295	310	403
		W2724	5.0	256	256	303	303	318	414
		W3024	5.0	309	309	354	354	372	427
		W3624	6.0	334	334	414	414	435	460
	<ul style="list-style-type: none">• Two doors, cabinet with center stile• One adjustable shelf• Available width: 39"	W3924	7.0	386	386	464	464	487	473

Wall Cabinets – 12" Deep

Design Tips:

- All single-door cabinets are hinged left
- Cabinets can be flipped during installation for right hinge applications

SKU

cubes

IMPACT

INSIGHT

EXPRESSION

Somerset

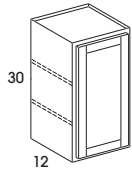
Hanover
Saginaw

Dartmouth

Dartmouth 5-piece
York

Berwyn

Hudson

WALL – 30" HIGH – 12" DEEP


- Single door
- Two adjustable shelves
- W0930 Hudson and Saginaw - center panel is recessed due to size limitations
- Available widths: 9"-21"

W0930

2.0

140

140

170

170

179

217

W1230

3.0

164

164

204

204

214

257

W1530

4.0

174

174

209

209

219

290

W1830

4.0

186

186

219

219

230

322

W2130

5.0

219

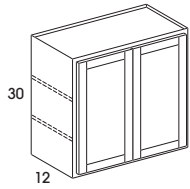
219

250

250

263

336



- Two butt doors
- Two adjustable shelves
- Available widths: 24"-36"

W2430DD

5.0

262

262

313

313

329

414

W2730

6.0

272

272

325

325

341

427

W3030

7.0

278

278

347

347

364

444

W3330

7.0

291

291

360

360

378

461

W3630

8.0

317

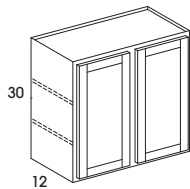
317

412

412

433

499



- Two doors, cabinet with center stile
- Two adjustable shelves
- Available width: 42"

W4230

9.0

343

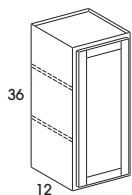
343

437

437

459

577

WALL – 36" HIGH – 12" DEEP


- Single door
- Two adjustable shelves
- W0936 Hudson and Saginaw - center panel is recessed due to size limitations
- Available widths: 9"-21"

W0936

3.0

149

149

181

181

190

250

W1236

3.0

174

174

209

209

219

295

W1536

4.0

200

200

238

238

250

342

W1836

5.0

205

205

267

267

280

382

W2136

6.0

256

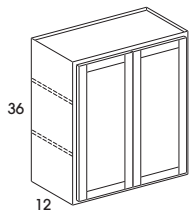
256

296

296

311

401



- Two butt doors
- Two adjustable shelves
- Available widths: 24"-36"

W2436DD

6.0

312

312

351

351

369

489

W2736

7.0

317

317

366

366

384

505

W3036

8.0

334

334

383

383

402

525

W3336

9.0

353

353

412

412

433

546

W3636

9.0

374

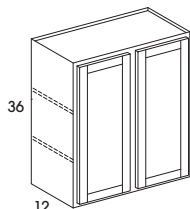
374

441

441

463

592



- Two doors, cabinet with center stile
- Two adjustable shelves
- Available width: 42"

W4236

11.0

395

395

510

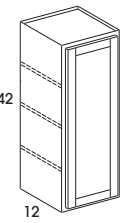
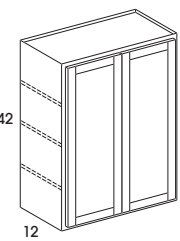
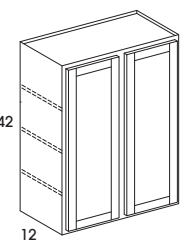
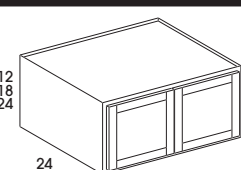
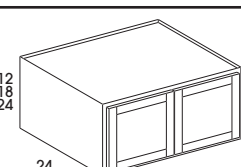
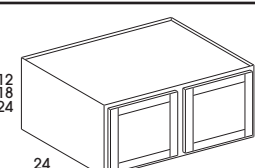
510

536

688

Wall Cabinets – 12" and 24" Deep

IN STOCK

<div>Design Tips:</div> <ul style="list-style-type: none">All single-door cabinets are hinged leftCabinets can be flipped during installation for right hinge applications		SKU	cubes	IMPACT	INSIGHT	EXPRESSION			
				Somerset	Hanover Saginaw	Dartmouth	Dartmouth 5-piece York	Berwyn	Hudson
WALL - 42" HIGH - 12" DEEP									
<div><div>42 12</div></div> <div><ul style="list-style-type: none">Single doorThree adjustable shelvesW0942 Hudson and Saginaw - center panel is recessed due to size limitationsAvailable widths: 9"-21"</div>	W0942	3.0	154	154	204	204	214	284	
	W1242	4.0	205	205	243	243	255	336	
	W1542	5.0	227	227	267	267	280	382	
	W1842	6.0	252	252	296	296	311	446	
	W2142	7.0	272	272	319	319	335	454	
<div><div>42 12</div></div> <div><ul style="list-style-type: none">Two butt doorsThree adjustable shelvesAvailable widths: 24"-36"</div>	W2442DD	7.0	319	319	384	384	403	487	
	W2742	8.0	343	343	394	394	414	505	
	W3042	9.0	364	364	422	422	443	565	
	W3342	10.0	374	374	446	446	468	602	
	W3642	11.0	395	395	481	481	505	643	
<div><div>42 12</div></div> <div><ul style="list-style-type: none">Two doors, cabinet with center stileThree adjustable shelvesAvailable width: 42"</div>	W4242	13.0	461	461	556	556	584	768	
REFRIGERATOR WALL - 24" DEEP									
<div><div>12 18 24 24</div></div> <div><ul style="list-style-type: none">Two butt doorsShelves not available in 12" or 18" high24" high cabinets include one adjustable shelfAvailable width: 33"</div>	RW3312	6.0	Not Available	See Special Order Section	296	296	311	394	
	RW3318	9.0	Not Available	See Special Order Section	296	296	311	355	
	RW3324	12.0	Not Available	See Special Order Section	408	408	428	478	
<div><div>12 18 24 24</div></div> <div><ul style="list-style-type: none">Two butt doorsShelves not available in 12" or 18" high24" high cabinets include one adjustable shelfAvailable width: 36"</div>	RW3612	6.0	256	256	303	303	318	408	
	RW3618	9.0	252	252	308	308	323	414	
	RW3624	12.0	353	353	408	408	428	512	
<div><div>12 18 24 24</div></div> <div><ul style="list-style-type: none">Two doors, cabinet with center stileShelves not available in 12" or 18" high24" high cabinets include one adjustable shelfAvailable width: 39"</div>	RW3912	7.0	Not Available	316	385	385	404	458	
	RW3918	10.0	Not Available	414	471	471	495	543	
	RW3924	13.0	Not Available	426	499	499	524	596	

Wall Cabinets – 12" Deep

IN STOCK

Design Tips:

- All single-door cabinets are hinged left
- Cabinets can be flipped during installation for right hinge applications

SKU

cubes

IMPACT

INSIGHT

EXPRESSION

Somerset

Hanover
Saginaw

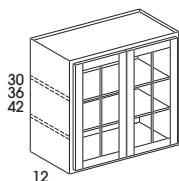
Dartmouth

Dartmouth 5-piece
York

Berwyn

Hudson

WALL WITH DOORS PREPPED FOR GLASS – 12" DEEP



- Two butt doors
- 30" and 36" high - two adjustable shelves
- 42" high - three adjustable shelves
- 90° flat-front shelves are edge banded to match interior
- Glass and glass clips are not included
- Please order glass after receipt of product to ensure proper fit
- Doors can receive up to 3/16" thick glass
- Saginaw and Hudson doors prepped for glass have horizontal and vertical mullions as shown in illustration. Dartmouth and York are door frames only, no mullions
- Cabinets have a matching interior
- Available widths: 30" and 36"

WMD3030

7.0

Not Available

See Special Order Section

875

875

919

990

WMD3036

8.0

Not Available

See Special Order Section

935

935

982

1064

WMD3042

9.0

Not Available

See Special Order Section

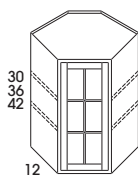
993

993

1043

1150

DIAGONAL CORNER WALL WITH DOOR PREPPED FOR GLASS – 12" DEEP



- Single door
- 30" and 36" high - two adjustable shelves
- 42" high - three adjustable shelves
- 90° flat-front shelves are edge banded to match interior
- Glass and glass clips are not included
- Please order glass after receipt of product to ensure proper fit
- Doors can receive up to 3/16" thick glass
- Saginaw and Hudson doors prepped for glass have horizontal and vertical mullions as shown in illustration. Dartmouth and York are door frames only, no mullions
- Cabinets have a matching interior
- Available width: 24"

WMDC2430

10.0

Not Available

See Special Order Section

729

729

765

830

WMDC2436

12.0

Not Available

See Special Order Section

864

864

907

982

WMDC2442

14.0

Not Available

See Special Order Section

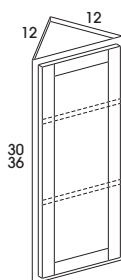
912

912

958

1171

WALL END CABINET – 12" DEEP



- Single door
- 30" and 36" high - two adjustable shelves
- 42" high - three adjustable shelves
- Available width: 12"

WEC1230

3.0

Not Available

See Special Order Section

209

209

219

229

WEC1236

3.0

Not Available

See Special Order Section

229

229

240

250

WEC1242

4.0

Not Available

See Special Order Section

238

238

250

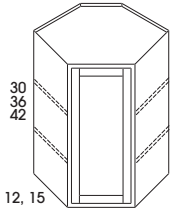
277

Wall Cabinets – 12" Deep

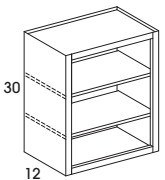
IN STOCK

Design Tips: <ul style="list-style-type: none"> All single-door cabinets are hinged left Cabinets can be flipped during installation for right hinge applications 	SKU	cubes	IMPACT	INSIGHT	EXPRESSION			
			Somerset	Hanover Saginaw	Dartmouth	Dartmouth 5-piece York	Berwyn	Hudson

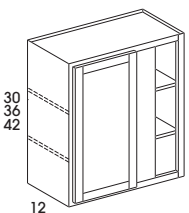
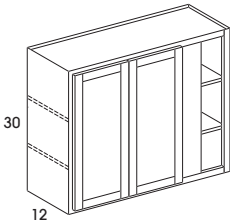
DIAGONAL CORNER WALL – 12" DEEP

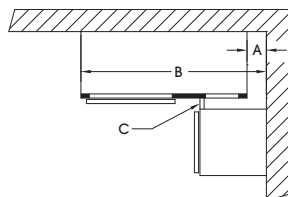
 <ul style="list-style-type: none"> Single door 30" and 36" high - two adjustable shelves 42" high - three adjustable shelves WDC24 - 12" deep WDC27 - 15" deep Available width: 24" 	WDC2430	10.0	339	339	430	430	452	525
	WDC2436	12.0	347	347	451	451	474	670
	WDC2736	16.0	Not Available	See Special Order Section	613	613	644	813
	WDC2442	14.0	380	380	494	494	519	747
	WDC2742	18.0	Not Available	See Special Order Section	621	621	652	824

BOOKCASE CABINET – 30" HIGH – 12" DEEP

 <ul style="list-style-type: none"> No door Matching Interior Two adjustable shelves Available widths: 18" and 24" 	BK1830	4.0	297	297	297	297	297	297
	BK2430	5.0	366	366	366	366	366	366

WALL CORNER – 12" DEEP

 <ul style="list-style-type: none"> One door Hinged left 30" and 36" high have two adjustable shelves 42" high has three adjustable shelves Blind cabinets can be pulled 3" Blind opening is 6" on ALL sizes Does not include filler Available widths: 24" and 30" 	WC2430	5.0	205	205	250	250	263	295
	WC3030	7.0	283	283	285	285	299	361
	WC3036	8.0	369	369	422	422	443	494
	WC3042	9.0	399	399	460	460	483	552
 <ul style="list-style-type: none"> Two butt doors Two adjustable shelves Blind cabinets can be pulled 3" Blind opening is 6" on ALL sizes Does not include filler Available width: 42" 	WC4230	9.0	334	334	394	394	414	472



				A			B			C
SKU	Cabinet Width	Blind Opening	Center Stile	Minimum		Maximum	Minimum		Maximum	7/8 Hardware
				SO	FO		SO	FO		
WC24 _	23"	6"	6"	¾"	1 ½"	4 ½"	23¾"	24½"	27½"	1¾"
WC30 _	29"						29¾"	30½"	33½"	
WC42 _	41"						41¾"	42½"	45½"	

A = Pull distance from wall
B = Cabinet distance from wall
C = Minimum filler width

SO = Standard Overlay (Hanover, Saginaw, Somerset)
FO = Full Overlay (Berwyn, Dartmouth, Hudson, York)

Minimum filler width requirement (C) based on 7/8" high hardware

Note: Blind openings are right side: cabinet will be flipped during installation for left blind applications.

Base Cabinets – 24" Deep

Design Tips:

- All single-door cabinets are hinged left
- Doors will be reversed during installation for right hinge applications

SKU

cubes

IMPACT

INSIGHT

EXPRESSION

Somerset

Hanover
Saginaw

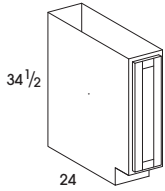
Dartmouth

Dartmouth 5-piece
York

Berwyn

Hudson

BASE - 34 1/2" HIGH – 24" DEEP



- One full height door
- Does not include adjustable shelf
- B09 Hudson and Saginaw only - center panel is recessed due to size limitations
- Available width: 9"

B09

5.0

216

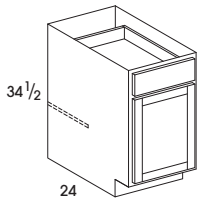
216

325

325

341

361



- Single door
- One drawer
- One adjustable half-depth shelf
- Available widths: 12"-21"

B12

6.0

252

252

347

370

389

394

B15

8.0

266

266

383

406

426

433

B18

9.0

297

297

412

430

452

467

B21

11.0

317

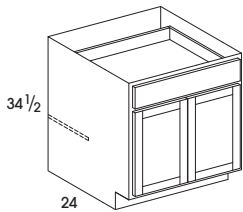
317

430

450

473

499



- Two butt doors
- One drawer
- One adjustable half-depth shelf
- Available widths: 24"-36"

B24DD

12.0

355

355

507

526

552

576

B27

13.0

364

364

516

535

562

592

B30

15.0

374

374

546

560

588

622

B33

16.0

399

399

574

596

626

661

B36

18.0

425

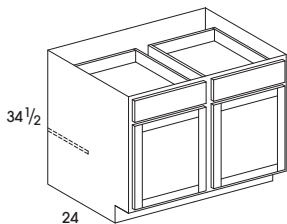
425

667

697

732

767



- Two doors, cabinet with center stile
- Two drawers
- One adjustable half-depth shelf
- Available width: 42"

B42

21.0

558

558

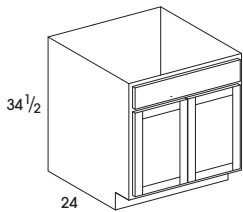
747

779

818

872

SINK BASE CABINET – 34 1/2" HIGH – 24" DEEP



- Two butt doors
- One false panel
- Available widths: 24"-36"

SB24DD

12.0

287

287

367

396

416

421

SB27

13.0

297

297

373

406

426

433

SB30

15.0

328

328

394

416

437

461

SB33

16.0

343

343

412

430

452

486

SB36

18.0

364

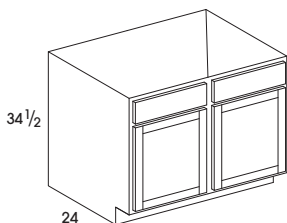
364

422

462

485

512



- Two doors, cabinet with center stile
- Two false panels
- Available width: 39" and 42"

SB39

19.0

374

374

437

495

520

558

SB42

21.0

395

395

494

520

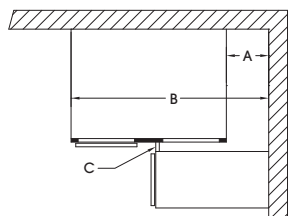
546

586

Base Cabinets – 24" Deep

IN STOCK

Design Tips: <ul style="list-style-type: none">• All single-door cabinets are hinged left• Doors will be reversed during installation for right hinge applications					EXPRESSION				
			</						



				A			B			C
SKU	Cabinet Width	Blind Opening	Center Stile	Minimum		Maximum	Minimum		Maximum	7/8 Hardware
				SO	FO		SO	FO		
BC36	27"	9"	6"	9¾"	10½"	13½"	36¾"	37½"	40½"	1¾"
BC42	36"	13½"		5¼"	6"	9"	41¼"	42"	45"	
BC48	48"	19½"		0"	0"	3"	48"	48"	51"	

A = Pull distance from wall
B = Cabinet distance from wall
C = Minimum filler width

SO = Standard Overlay (Hanover, Saginaw, Somerset)
FO = Full Overlay (Berwyn, Dartmouth, Hudson, York)

Minimum filler width requirement (C) based on 7/8" high hardware

Note: Blind openings are right side: door and drawer can be reversed during installation for left blind application.

Base Cabinets

Design Tips:

- All single-door cabinets are hinged left
- Doors will be reversed during installation for right hinge applications

SKU

cubes

IMPACT

INSIGHT

EXPRESSION

Somerset

Hanover
Saginaw

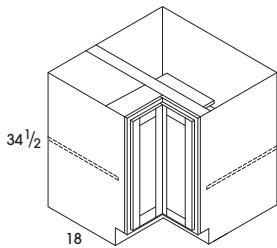
Dartmouth

Dartmouth 5-piece
York

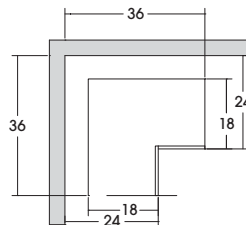
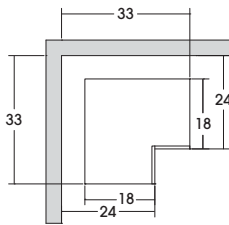
Berwyn

Hudson

BASE EASY REACH – 34 1/2" HIGH



- Bifold doors
- Two adjustable shelves
- Opening for BER33 is 10 1/2"
- Opening for BER36 is 14 3/4"
- BER Hudson and Saginaw only - center panel is recessed due to size limitations
- Soft Close not available
- Available widths: 33" and 36"



BER33

18.0

434

434

523

523

549

622

BER36

26.0

457

457

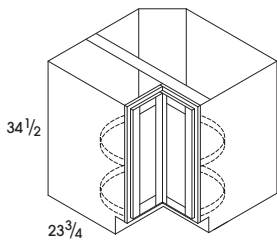
533

533

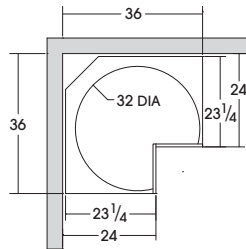
560

688

BASE SUPER SUSAN – 34 1/2" HIGH



- Bifold doors
- Independent rotating plastic shelves, center pole
- Opening is 21 3/4"
- Soft Close not available
- SOMERSET: Shelves are metal/chrome
- Available width: 36"



SS36

26.0

799

799

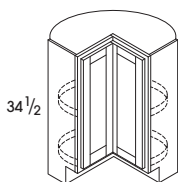
942

942

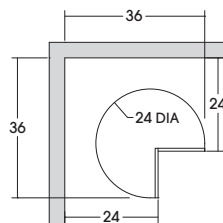
989

1088

BASE LAZY SUSAN – 34 1/2" HIGH



- Doors are attached to shelf and rotate with the shelf
- Soft Close not available
- SOMERSET: Shelves are metal/chrome; door overlays face frame and is not attached to shelves
- Available width: 36"



LS36

26.0

537

537

690

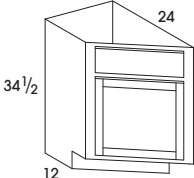
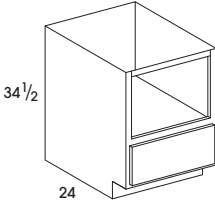
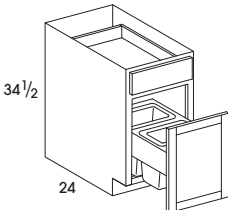
690

725

797

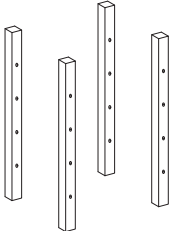
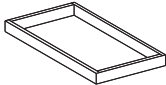
Base Cabinets

IN STOCK

	SKU	cubes	IMPACT	INSIGHT	EXPRESSION			
			Somerset	Hanover Saginaw	Dartmouth	Dartmouth 5-piece York	Berwyn	Hudson
BASE END CABINET - 34 1/2" HIGH - 12" DEEP								
 <ul style="list-style-type: none">• One door• One false panel• Choose right or left hand• Hinge is always on 12" deep side of cabinet• BEC12L shown in illustration• Available width: 12"	BEC12L	6.0	210	210	303	330	347	367
	BEC12R	6.0	210	210	303	330	347	367
BASE MICROWAVE CABINET - 34 1/2" HIGH - 24" DEEP								
 <ul style="list-style-type: none">• Includes finished interior and shelf area• Opening: 27" wide x 16" high• One lower drawer• See Spec sheet for more detail• Available width: 30"	BMW30	15.0	Not Available	See Special Order Section	646	680	714	809
BASE WASTEBASKET CABINET - 34 1/2" HIGH - 24" DEEP								
 <ul style="list-style-type: none">• Top mounted wastebaskets• Includes two white 35-quart trash cans• Berwyn, Dartmouth, Hudson, and York: Drawer - Full-extension, undermount glides with Soft Close. Wastebasket - Full-extension, side-mount ball bearing glides with Soft Close• Hanover, Saginaw, Somerset: Drawer - Standard side-mount glides. Wastebasket - Full-extension, side-mount ball bearing glides• Available width: 18"	BWB18	9.0	579	579	777	812	853	873

Base Cabinets

IN STOCK



	SKU	cubes	All Door Styles Used in 24" deep cabinets			
PULL-OUT INSTALL KIT (REQUIRED WITH PULL-OUT SHELVES)						
	<ul style="list-style-type: none">• Required to install pull-out shelves• Can be used with side-mount or undermount Soft Close glides• Multiple pull-out shelves can be used with one installation kit• Kits include four pilasters with predrilled holes and mounting hardware• Tall cabinets require two installation kits, depending on tray locations	ROINSTKIT	1.0	76		
PULL-OUT SHELF FOR BASE AND TALL CABINETS						
	<ul style="list-style-type: none">• Available with epoxy side-mounted glides or undermount Soft Close glides; (SC) designates Soft Close glides• Single drawer• Inside height - 1½"• Overall height - 2¼"• Solid wood dovetail construction• Includes ⅝" thick dovetailed drawer• 75 lb. capacity per shelf• FIELD INSTALLED• For full installation details see the installation guide included with the product or visit Wolf Toolbox• Available widths: 12"-36"	POS12 7½" x 21¾"	1.0	50	POSSC12	106
		POS15 10½" x 21¾"	1.0	57	POSSC15	110
		POS18 13½" x 21¾"	1.0	64	POSSC18	114
		POS21 16½" x 21¾"	1.0	70	POSSC21	118
		POS24 19½" x 21¾"	1.0	77	POSSC24	122
		POS27 22½" x 21¾"	1.0	81	POSSC27	127
		POS30 25½" x 21¾"	1.0	87	POSSC30	131
		POS33 28½" x 21¾"	1.0	97	POSSC33	135
		POS36 31½" x 21¾"	1.0	101	POSSC36	139

Tall Cabinets – 24" Deep

IN STOCK

Design Tips:	SKU	cubes	IMPACT	INSIGHT	EXPRESSION			
			Somerset	Hanover Saginaw	Dartmouth	Dartmouth 5-piece York	Berwyn	Hudson
<ul style="list-style-type: none"> All single-door cabinets are hinged left Doors will be reversed during installation for right hinge applications 								



UTILITY CABINET – 24" DEEP

 <ul style="list-style-type: none"> Two doors Shelves not included Unfinished toeckick is attached to all utility cabinets Available width: 18" 	U188424	21.0	594	594	690	690	725	1278
	U189024	23.0	641	641	755	755	793	1318
 <ul style="list-style-type: none"> Two doors Shelves not included Unfinished toeckick is attached to all utility cabinets Available width: 24" 	U248424	28.0	819	819	956	956	1004	1606
	U249024	30.0	839	839	1009	1009	1059	1646
	U249624	32.0	948	948	1100	1100	1155	1974

	SKU	cubes	White	Natural
UTILITY CABINET SHELF				
<ul style="list-style-type: none"> SHELFKIT includes four shelves and clips SHELF includes single shelf only, no clips 1824 shelf: 22³/₁₆" x 16³/₁₆" 2424 shelf: 22³/₁₆" x 22³/₁₆" 	U1824SHELFKIT	1.0	175	175
	U1824SHELF	1.0	81	81
	U2424SHELFKIT	1.0	175	175
	U2424SHELF	1.0	81	81

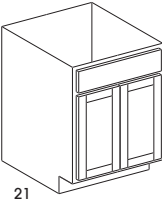
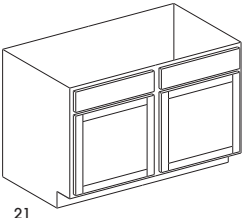
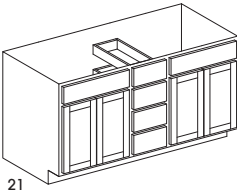
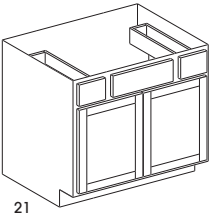
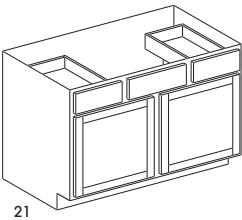
Tall Cabinets – 24" Deep

IN STOCK

	SKU	cubes	IMPACT	INSIGHT	EXPRESSION																		
			Somerset	Hanover Saginaw	Dartmouth	Dartmouth 5-piece York	Berwyn	Hudson															
OVEN CABINET – 24" DEEP																							
 <ul style="list-style-type: none">• Two butt doors• No shelves included in upper cabinet• If desired order OCSHELF below for 90" and 96" tall oven cabinets• Inside opening is natural/white• Three bottom drawers• Drawers may be removed and cut out to create a Double Oven opening• Oven cabinet has a 3" left and right stile running the entire height of the cabinet• Dartmouth, Hudson and York doors and drawers are not full overlay• Available width: 33"	OC338424	39.0	Not Available	See Special Order Section	1470	1534	1611	1829															
	OC339024	42.0	Not Available	See Special Order Section	1623	1683	1767	1967															
	OC339624	44.0	Not Available	See Special Order Section	1679	1751	1839	2123															
<table><thead><tr><th colspan="3">Oven Cabinet</th></tr><tr><th>SKU</th><th>Oven Opening</th><th>Upper Cabinet Opening</th></tr></thead><tbody><tr><td>OC338424</td><td>24" x 27"</td><td>18 3/4" x 27"</td></tr><tr><td>OC339024</td><td>24" x 27"</td><td>24 3/4" x 27"</td></tr><tr><td>OC339624</td><td>24" x 27"</td><td>30 3/4" x 27"</td></tr></tbody></table>									Oven Cabinet			SKU	Oven Opening	Upper Cabinet Opening	OC338424	24" x 27"	18 3/4" x 27"	OC339024	24" x 27"	24 3/4" x 27"	OC339624	24" x 27"	30 3/4" x 27"
Oven Cabinet																							
SKU	Oven Opening	Upper Cabinet Opening																					
OC338424	24" x 27"	18 3/4" x 27"																					
OC339024	24" x 27"	24 3/4" x 27"																					
OC339624	24" x 27"	30 3/4" x 27"																					
DOUBLE OVEN – 24" DEEP																							
 <ul style="list-style-type: none">• Two butt doors• No shelves included in upper cabinet• If desired order OCSHELF below for 96" tall oven cabinets• Inside opening is natural/white• One drawer• Oven cabinet has a 3" left and right stile running the entire height of the cabinet• Dartmouth, Hudson, and York doors and drawers are not full overlay• Oven opening: 47 1/4" high x 27" wide• Rail below upper cabinets is 6" high and can be trimmed or removed for an opening height up to 53 1/4"• Available width: 33"	OC339624DBL	44.0	1307	1307	1603	1743	1830	1886															
OVEN CABINET SHELF																							
<ul style="list-style-type: none">• Full depth 3/4" shelf to add to the upper cabinet of 90" and 96" tall cabinet• 22 3/16" x 31 3/16"• Shelf clips must be ordered separately• Available in white and natural maple	OC3324SHELF	1.0	81	81	81	81	81	81															

Vanity Cabinets – 21" Deep

IN STOCK

Design Tips: • All single-door cabinets are hinged left • Doors will be reversed during installation for right hinge applications		SKU	cubes	IMPACT	INSIGHT	EXPRESSION			
				Somerset	Hanover Saginaw	Dartmouth	Dartmouth 5-piece York	Berwyn	Hudson
VANITY SINK BASE – 34 1/2" HIGH – 21" DEEP									
 <ul style="list-style-type: none">Two butt doorsOne false panelAvailable widths: 24"-36"	VSB24DD	11.0	278	278	326	356	374	388	
	VSB27	12.0	287	287	337	356	374	394	
	VSB30	13.0	303	303	360	385	404	414	
	VSB33	14.0	317	317	373	396	416	433	
	VSB36	16.0	334	334	388	410	431	461	
 <ul style="list-style-type: none">Two doors with center mullionTwo false panelsAvailable width: 48"	VSB48	21.0	405	405	465	490	515	558	
VANITY SINK DRAWER BASE – 34 1/2" HIGH – 21" DEEP									
 <ul style="list-style-type: none">Two sets of butt doorsTwo false frontsFour drawers in centerCenter drawers area is 12" wideAvailable width: 60"	VSB60DB4	26.0	Not Available	1039	1321	1354	1422	1524	
VANITY SINK DRAWER BASE – 34 1/2" HIGH – 21" DEEP									
 <ul style="list-style-type: none">Two butt doorsTwo drawersOne false panelAvailable width: 36"	VSDB36	16.0	470	470	575	591	621	677	
 <ul style="list-style-type: none">Two doors, cabinet with center stileTwo drawersOne false panelAvailable widths: 42" and 48"	VSDB42	18.0	555	555	677	697	732	823	
	VSDB48	21.0	588	588	716	739	776	843	

Vanity Cabinets – 21" Deep

Design Tips:

- All single-door cabinets are hinged left
- Doors will be reversed during installation for right hinge applications

SKU

cubes

IMPACT

INSIGHT

EXPRESSION

Somerset

Hanover
Saginaw

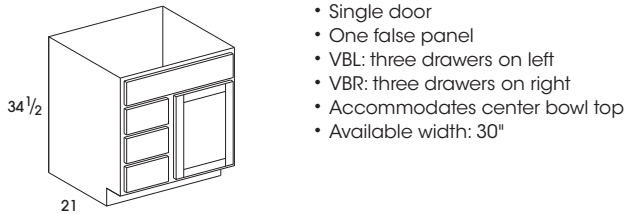
Dartmouth

Dartmouth 5-piece
York

Berwyn

Hudson

VANITY COMBO CABINET – 34 1/2" HIGH – 21" DEEP



- Single door
- One false panel
- VBL: three drawers on left
- VBR: three drawers on right
- Accommodates center bowl top
- Available width: 30"

VBL30

13.0

571

571

877

927

973

993

VBR30

13.0

571

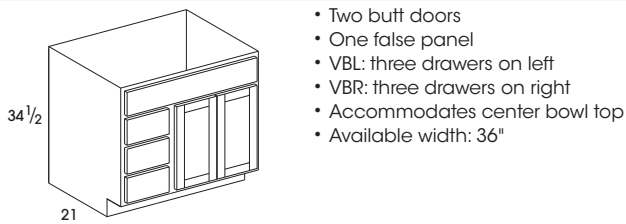
571

877

927

973

993



- Two butt doors
- One false panel
- VBL: three drawers on left
- VBR: three drawers on right
- Accommodates center bowl top
- Available width: 36"

VBL36

15.0

587

587

902

954

1002

1022

VBR36

15.0

587

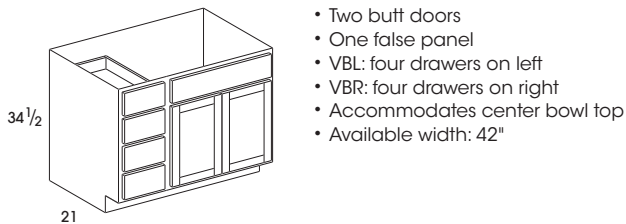
587

902

954

1002

1022



- Two butt doors
- One false panel
- VBL: four drawers on left
- VBR: four drawers on right
- Accommodates center bowl top
- Available width: 42"

VBL42

18.0

598

598

936

998

1048

1068

VBR42

18.0

598

598

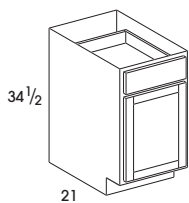
936

998

1048

1068

VANITY BASE CABINET – 34 1/2" HIGH – 21" DEEP



- Single door
- One drawer
- Available widths: 12"-18"

VB12

6.0

237

237

334

355

373

393

VB15

7.0

252

252

337

389

408

428

VB18

8.0

272

272

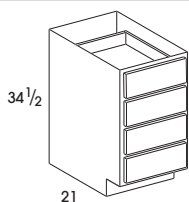
366

417

438

458

VANITY DRAWER BASE CABINET – 34 1/2" HIGH – 21" DEEP



- Four drawers
- Available widths: 12"-18"

VDB12

6.0

303

303

460

614

645

647

VDB15

7.0

317

317

499

658

691

694

VDB18

8.0

353

353

523


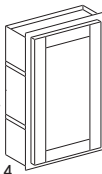
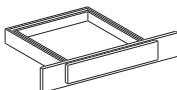
679

713

716

Vanity Cabinets – 21" Deep

IN STOCK

Design Tips: <ul style="list-style-type: none">• All single-door cabinets are hinged left• Doors will be reversed during installation for right hinge applications		SKU	cubes	IMPACT	INSIGHT	EXPRESSION			
				Somerset	Hanover Saginaw	Dartmouth	Dartmouth 5-piece York	Benwyn	Hudson
LINEN CABINET WITH DRAWERS – 21" DEEP									
	<ul style="list-style-type: none">• One door• Three drawers• One fixed shelf between door and drawers• Three shelves included in upper cabinet• Available width: 18"	LCD188021	18.0	Not Available	916	1105	1112	1168	1275
MEDICINE CABINET – 24" HIGH – 4" DEEP									
	<ul style="list-style-type: none">• Single door (no mirror)• Two adjustable shelves• Cutout for recessed installation: 14½" wide x 23" high• May be surface mounted if trimmed out• Available width: 15"	WMC1524	14.0	254	254	272	272	286	323
UNDERMOUNT DRAWER – 21" DEEP									
	<ul style="list-style-type: none">• Hudson comes as recessed panel• Trimmable to 27½" wide• Available width: 36"	VDT36	3.0	200	200	267	289	303	306

Accessories

Design Tips:

‡ = Some items are not designed to hold glazing
In these cases, the item will not have visible decorative glazing

SKU

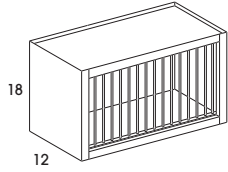
cubes

Stain

Paint

Heritage Brown
w/Chocolate Glaze‡

PLATE RACK - 18" HIGH - 12" DEEP



- Matching interior
- Unfinished ends
- Available width: 30"

PR30

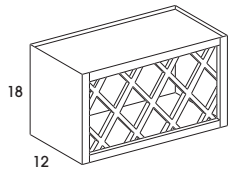
4.0

525

525

525

WINE RACK - 18" HIGH - 12" DEEP



- Matching interior
- Unfinished ends
- Available width: 30"

WR30

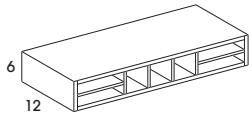
4.0

536

536

536

ORGANIZER - 6" HIGH - 12" DEEP



- Matching interior
- Unfinished ends
- Mount unit between cabinets
- Available width: 36"

ORG36

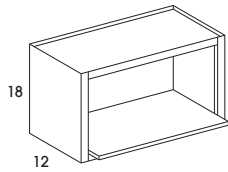
2.0

478

478

478

MICROWAVE WALL CABINET - 12" DEEP



- Inside dimensions: 27" wide x 15" tall
- Includes loose 3/4" plywood shelf (14" deep)
- Finished interior to match exterior
- Some items are not designed to hold glazing; in these cases the item will not have visible decorative glazing
- Available width: 30"

MWC3018

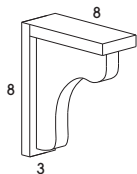
4.0

414

414

414

BAR BRACKET



- 8" high x 8" deep

BARBRACKET

0.1

100

100

100

Accessories

Design Tips:

‡ = Some items are not designed to hold glazing
In these cases, the item will not have visible decorative glazing

SKU

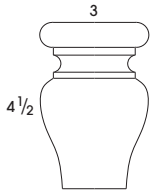
cubes

Stain

Paint

Heritage Brown
w/Chocolate Glaze‡

BUN FOOT



- 4 1/2" high x 3" wide

BFOOT

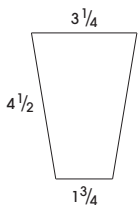
0.1

69

69

69

TAPERED FOOT



- 1 1/2" wide at the bottom
- 2 1/4" wide at the top
- 4 1/2" high

TFOOT

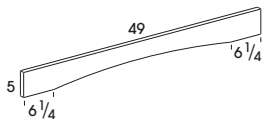
0.1

69

69

69

ROMAN ARCH VALANCE



- All valances are 3/4" thick solid maple
- Stained valances have Saginaw edge profile
- White valances have Dartmouth edge profile
- Available width: 49"

V549RA

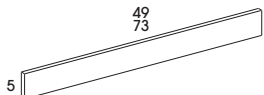
0.25

77

77

77

STRAIGHT VALANCE



- All valances are 3/4" thick solid maple
- Stained valances have Saginaw edge profile
- White valances have Dartmouth edge profile
- Available widths: 49" and 73"

V549ST

0.25

50

50

50

V573ST

0.25

73

73

73

Storage Solutions

Design Tips:

- All storage solutions are field installed
- Cabinet fit sizes are based on 34 1/2" cabinet heights

SKU

cubes

Price

WALL - PULL-OUT ORGANIZER



- Two adjustable shelves with chrome rails
- Fixed top shelf for 36" and 42" high cabinets
- Full extension, Soft Close glides
- Door mount bracket with 5" of width and micro-tilt adjustment
- Natural maple finish
- WPO9: Fits 9" wide wall cabinets
- WPO12: Fits 12" wide wall cabinets

W09PO

1.1


222

W12PO

1.6

258

WALL DIAGONAL - LAZY SUSAN, SHELF KIT



- Rotating D-shaped lazy susan
- Mounts to bottom of cabinet or shelves
- 5/8" thick shelf with 1" rim
- Natural maple finish
- Fits Wall Diagonal corner cabinets

WDC24LS

1.0

104

BASE FULL-HEIGHT - PULL-OUT ORGANIZER




- Three adjustable shelves with chrome rails
- Full extension, Soft Close glides
- Door mount bracket with 5" of width and micro-tilt adjustment
- Natural maple finish
- Fits B09 with full-height door

B09PO

2.2

404

BASE FULL-HEIGHT - PULL-OUT, UTENSIL ORGANIZER




- Two adjustable shelves with chrome rails
- Full extension, Soft Close glides
- Door mount bracket with 5" of width and micro-tilt adjustment
- Natural maple finish
- Includes three stainless steel bins
- Fits B09 with full-height door

B09POUT

3.1

590

BASE - PULL-OUT ORGANIZER



- Two adjustable shelves with chrome rails
- Full extension, Soft Close glides
- Door mount bracket with 5" of width and micro-tilt adjustment
- Natural maple finish
- Fits B15 cabinet







B15PO

6.1

600

Storage Solutions

IN STOCK

Design Tips: <ul style="list-style-type: none">• All storage solutions are field installed• Cabinet fit sizes are based on 34½" cabinet heights		SKU	cubes	Price
BASE - WASTE CONTAINER, SINGLE				
 <p>19½ 21¾</p>	<ul style="list-style-type: none">• Single, 35-quart silver container• Maple dovetail, bottom mount pull-out• Full extension, Soft Close glides• Mounts to cabinet bottom and door• Door mount bracket with 5" of width and micro-tilt adjustment• Includes lid for sealed storage outside of cabinet• Fits B15 cabinet	B15WB	4.8	548
BASE - WASTE CONTAINER, DOUBLE				
 <p>19½ 21¾</p>	<ul style="list-style-type: none">• Double, 35-quart silver containers• Maple dovetail, bottom mount pull-out• Full extension, Soft Close glides• Mounts to cabinet bottom and door• Door mount bracket with 5" of width and micro-tilt adjustment• Includes lid for sealed storage outside of cabinet• Fits B18 cabinet	B18WB	5.5	591
 <p>19½ 21¾</p>	<ul style="list-style-type: none">• Double, 35-quart silver containers• Maple dovetail, bottom mount pull-out• Full extension, Soft Close glides• Mounts to cabinet bottom and door• Door mount bracket with 5" of width and micro-tilt adjustment• Includes lid for sealed storage outside of cabinet• Fits B21 cabinet	B21WB	6.9	631
BASE - STORAGE ORGANIZER				
 <p>18 21½</p>	<ul style="list-style-type: none">• Maple dovetail, bottom mount pull-out• Undermount, Soft Close glides• Includes seven chrome "U-shaped" pegs• Freestanding pull-out• B18ORG fits B18 cabinet (5 adjustable dividers)• B24ORG fits B24 (8 adjustable dividers)	B18ORG	4.7	640
		B24ORG	6.7	694
BASE - POTS AND PANS ORGANIZER				
 <p>18 22</p>	<ul style="list-style-type: none">• Chrome plated wire frame• Full extension, ball bearing slides - 100lb rated• Independently operating shelves• Top tier organizes lids• Bottom tier with adjustable dividers• B15PPORG fits B15 cabinet• B24PPORG fits B24 cabinet	B15PPORG	4.7	256
		B24PPORG	6.7	466
BASE - POTS AND PANS ORGANIZER				
 <p>22¾ 5</p>	<ul style="list-style-type: none">• Includes seven long hooks• Solid wood with grey finish• Full extension, Soft Close glides• Fits all 24" deep cabinets	PPORG	0.6	355

Storage Solutions

Design Tips:

- All storage solutions are field installed
- Cabinet fit sizes are based on 34½" cabinet heights

SKU

cubes

Price

BASE - TRAY DIVIDER



- Chrome finish
- TD12 Dimensions:
¼" W x 20" D x 12" H
- TD18 Dimensions:
¼" W x 20" D x 18" H
- Fits all base, refrigerator wall and tall cabinets 24" deep

TD12

0.2

22

TD18

0.2

23

BASE CORNER - LAZY SUSAN, PULL-OUT SHELVES



- Chrome plated pivoting shaft
- Two half moon shelves
- Shelves rotate and pull out independently
- Shelves are white polymer
- Pull out distance is 10¼"
- BC42LSPO:
Fits blind corner cabinet BC42
- BC48LSPO:
Fits blind corner cabinet BC48

BC42LSPO

2.1

424

BC48LSPO

2.6

465

SINK BASE - DRIP TRAY



- Protects cabinets from minor leaks
- Almond color
- Trim to fit
- SB27-30DRIP fits SB27 and SB30
- SB33-36DRIP fits SB33 and SB36
- SB39-42DRIP fits SB39 and SB42

SB27-30DRIP

0.4

85

SB33-36DRIP

0.5

94

SB39-42DRIP

0.6

105

SINK BASE - TIP-OUT TRAY



- Includes one conventional open tray and one accessory tray with soap dish
- Both 11" trays are white plastic
- SB27-36TIPOUT fits SB27, SB30, SB33 and SB36, includes one pair of hinges for single drawer front
- SB39-42TIPOUT fits SB39 and SB42, includes two pair of hinges for double drawer front
- Can be used on vanity sink bases

SB27-36TIPOUT

1.8

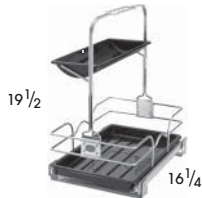
46

SB39-42TIPOUT

1.8

46

SINK BASE - REMOVABLE CADDY



- Adjustable/reversible handle and top tray accommodate plumbing fixtures
- May not fit unusual plumbing configurations
- Full extension euro-glides with 75 lb rating
- Door mount bracket not available
- Easy removal to carry around house
- Width: 11¼"
- Fits all sink base cabinets






SBREMCAD

1.2

139

Storage Solutions

IN STOCK

Design Tips: <ul style="list-style-type: none">• All storage solutions are field installed• Cabinet fit sizes are based on 34½" cabinet heights		SKU	cubes	Price
DRAWER - WOOD CUTLERY INSERT				
	<ul style="list-style-type: none">• Trim to fit• Maple construction with natural finish• B15-18CUT: Fits B15 and B18 cabinets Dimensions: 14 5/8" W x 22" D x 2 7/8" H• B21-24CUT: Fits B21 and B24 cabinets Dimensions: 20 5/8" W x 22" D x 2 7/8" H	B15-18CUT	0.7	78
		B21-24CUT	0.9	103
DRAWER - DOUBLE KNIFE BLOCK INSERT				
	<ul style="list-style-type: none">• Trim to fit• Maple construction with natural finish• 55 slots to store various sized knives and other utensils• Fits B15, B18 and B21 cabinets Dimensions: 18½" W x 22" D x 2" H	B15-21KN	0.7	131
DRAWER - SPICE INSERT				
	<ul style="list-style-type: none">• Trim to fit• Maple construction with natural finish• B18SPICE fits B18 cabinets Dimensions: 16" W x 19¾" D x 1½" H• B24SPICE fits B24 cabinets Dimensions: 22" W x 19¾" D x 1½" H	B18SPICE	0.5	108
		B24SPICE	0.6	120
DRAWER - K-CUP ORGANIZER				
	<ul style="list-style-type: none">• Holds 30 K-Cups• Maple construction with natural finish• B18KCUP: Fits B18 cabinets Dimensions: 16" W x 19¾" D x 2 3/8" H• B24KCUP: Fits B24 cabinets Dimensions: 16" W x 19¾" D x 2 3/8" H	B18KCUP	0.6	149
		B24KCUP	0.9	183
DOOR MOUNT CUTTING BOARD				
	<ul style="list-style-type: none">• Premium wood cutting board• Includes cutting board and door mount holder• Cutting board is birch and maple combination• B15DMCB fits 15" wide cabinets Cutting board dimensions: 7¾" W x 16" H x 1¼" D• B18DMCB fits 18" wide cabinets Cutting board dimensions: 10¾" W x 16" H x 1¼" D	B15DMCB	0.3	128
		B18DMCB	0.4	145

Fillers & Panels

Design Tips:

‡ = Some items are not designed to hold glazing
In these cases, the item will not have visible decorative glazing

SKU

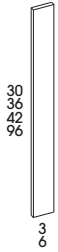
cubes

Stain

Paint

Heritage Brown
w/Chocolate Glaze†

FILLER – STANDARD



- Fillers are 3/4" thick solid maple
- Fillers are finished on the face, left, and right sides; however, the sides receive a lesser finish
- If you require an end to be exposed, we suggest using a valance
- F330 and F360 may be used for either bases or 30" walls
- Available widths: 3" and 6"

F330	0.1	33	33	33
F630	0.2	67	67	67
WF336	0.1	37	37	37
WF636	0.2	80	80	80
WF342	0.1	48	48	48
WF642	0.2	88	88	88
F396	0.1	88	88	88
F696	0.2	176	176	176

FILLER – FLUTED



- Fillers are 3/4" thick solid maple
- Fillers are finished on the face, left, and right sides; however, the sides receive a lesser finish
- If you require an end to be exposed, we suggest using a valance
- FF330 may be used for either bases or 30" walls
- Available widths: 3" and 6"

FF330	0.1	33	33	33
FF396	0.1	88	88	88

SKU

cubes

IMPACT

INSIGHT

EXPRESSION

Somerset

Hanover
Saginaw

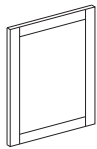
Dartmouth

Dartmouth 5-piece
York

Berwyn

Hudson

DECORATIVE END PANELS



- All decorative end panels are actual doors that are finished on both sides
- Tall decorative end panels available as special order with added lead time
- These panels are top and bottom doors from U24
- See Utility spec sheets

SKU	Hanover, Saginaw, Somerset Dimensions	Berwyn, Dartmouth, Hudson, York Dimensions
DWEP30	10" x 28"	11 1/4" x 29 7/8"
DWEP36	10" x 34	11 1/4" x 35 7/8"
DWEP42	10" x 40"	11 1/4" x 41 7/8"
DEPVB	19" x 28"	20 1/4" x 29"
DEPB	22" x 28"	23 1/4" x 29"

DWEP30	0.1	87	87	118	118	124	145
DWEP36	0.1	97	97	134	134	141	164
DWEP42	0.1	120	120	145	145	152	176
DEPVB	0.1	151	151	218	218	229	271
DEPB	0.1	151	151	218	218	229	271

Fillers & Panels

IN STOCK

Design Tips: ‡ = Some items are not designed to hold glazing In these cases, the item will not have visible decorative glazing *Panels are finished to match with vinyl laminate on "face" side only <ul style="list-style-type: none">• Inner side finished in natural vinyl laminate on stained products• Inner side finished in white vinyl laminate on painted products	SKU	cubes	Stain	Paint	Heritage Brown w/Chocolate Glaze‡
PANELS					
P4836: Finished End Panel — 48" x 36" x 1/4" (grain runs with 36") — plywood veneer	P4836	1.0	151	N/A	151
P4836V: Finished End Panel — 48" x 36" x 1/4" (grain runs with 36") — vinyl	P4836V	1.0	133	133	133
P4896: Finished End Panel — 48" x 96" x 1/4" (grain runs with 96") — plywood veneer	P4896	1.0	303	N/A	303
P4896V: Finished End Panel — 48" x 96" x 1/4" (grain runs with 96") — vinyl	P4896V	1.0	222	222	222
BP4896: Finished Beaded Panel — 48" x 96" x 1/4" (not available w/glaze) (bead runs with 96") — stained styles are stained plywood veneer/painted are vinyl	BP4896	1.0	386	386	386
WSKIN: Finished Panel — 11 1/4" x 42" x 1/4" (not available w/glaze) — stained styles are stained plywood veneer/painted are vinyl	WSKIN	1.0	58	58	58
BSKIN: Finished Panel — 23 1/4" x 34 1/2" x 1/4" (not available w/glaze) — stained styles are stained plywood veneer/painted are vinyl	BSKIN	1.0	80	80	80
*REFP24: Finished Refrigerator Panel — 23 13/16" x 96" with 1 1/2" stile — 1/2" vinyl laminate, plywood panel	REFP24	2.0	199	199	199
3/4REFP24: Finished Refrigerator Panel — 3/4" x 23 7/8" x 96" Panel finished on two sides & one long edge. Plywood. Stained product is finished veneer. Painted product is vinyl.	3/4REFP24	2.0	470	470	470
*REFP30: Finished Refrigerator Panel — 29 7/8" x 96" with 1 1/2" stile — 1/2" vinyl laminate, plywood panel	REFP30	3.0	224	224	224
3/4REFP30: Finished Refrigerator Panel — 3/4" x 30" x 96" Panel finished on two sides & one long edge. Plywood. Stained product is finished veneer. Painted product is vinyl.	3/4REFP30	2.0	556	556	556
*DWP1.5: Dishwasher End Panel with 1 1/2" filler — 24" x 34 1/2" with 1 1/2" stile — 1/2" vinyl laminate panel	DWP1.5	2.0	108	108	108
*DWP3: Dishwasher End Panel with 3" filler — 24" x 34 1/2" with 3" stile — 1/2" vinyl laminate panel	DWP3	2.0	112	112	112
*DWP6: Dishwasher End Panel with 6" filler — 24" x 34 1/2" tall with 6" stile — 1/2" vinyl laminate panel	DWP6	3.0	191	191	191

Mouldings

Design Tips:

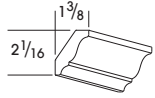
‡ = Some items are not designed to hold glazing
In these cases, the item will not have visible decorative glazing

SKU

cubes

Price

SMALL CROWN



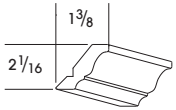
- Crown Moulding
- 8 feet long
- Available in all colors

SMCROWN214

0.125

73

SMALL CROWN - TOP MOUNT



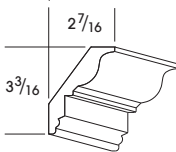
- Top Mount Crown Moulding
- Seated on top of cabinet with 3/8" top nailing flange
- 8 feet long
- Available in all colors

SSMCROWN214

0.25

89

LARGE CROWN



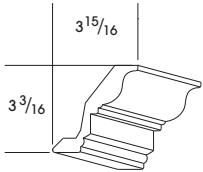
- Crown Moulding
- 8 feet long
- Available in all colors

LGCROWN4

0.25

103

LARGE CROWN - TOP MOUNT



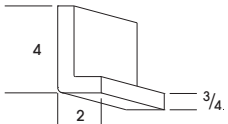
- Top Mount Crown Moulding
- 8 feet long
- Available in all colors

SLGCROWN4

0.25

146

STARTER CROWN



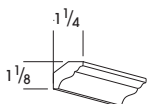
- 4" Starter Crown Moulding; not finished on back
- 8 feet long
- Available in all colors

STCROWN

0.25

252

COVE CROWN



- 1 3/4" Cove Crown Moulding
- 8 feet long
- Available in all colors

CCROWN134

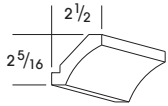
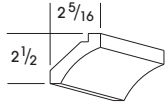
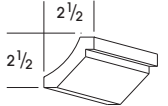
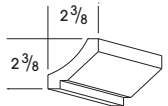
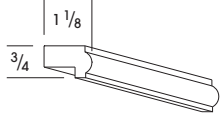
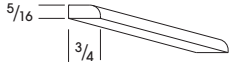
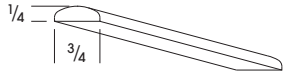
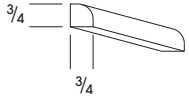
0.125

57

Mouldings

Design Tips:

‡ = Some items are not designed to hold glazing
In these cases, the item will not have visible decorative glazing

	SKU	cubes	Price
REVERSIBLE CROWN			
 <p>Cove-Fo</p>  <p>Cove-So</p>  <p>Shaker-Fo</p>  <p>Shaker-Fo</p> <ul style="list-style-type: none"> • 4-way adjustable Cove and Shaker Moulding combo • 8 feet long • Available in all colors 	REVCROWN‡	0.25	115
LIGHT RAIL			
 <ul style="list-style-type: none"> • Light Rail Moulding • 8 feet long • Available in all colors 	MLR	0.083	52
SCRIBE			
 <ul style="list-style-type: none"> • Scribe Moulding • 8 feet long • Available in all colors 	MSW‡	0.083	36
BATTEN			
 <ul style="list-style-type: none"> • Batten Moulding • 8 feet long • Available in all colors 	MBAT‡	0.083	37
QUARTER ROUND			
 <ul style="list-style-type: none"> • Quarter Round Moulding • 8 feet long • Available in all colors 	MQR‡	0.083	43

Mouldings

Design Tips:

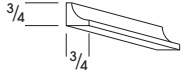
‡ = Some items are not designed to hold glazing
In these cases, the item will not have visible decorative glazing

SKU

cubes

Price

INSIDE CORNER



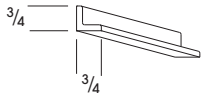
- Inside Corner Moulding
- 8 feet long
- Available in all colors

MICW‡

0.083

52

OUTSIDE CORNER



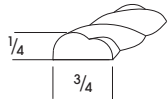
- Outside Corner Moulding
- 8 feet long
- Available in all colors

MOCW‡

0.083

52

ROPE INLAY



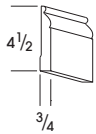
- Rope Inlay Moulding
- 8 feet long
- Available in all colors

MROPE‡

0.125

61

FURNITURE BASE



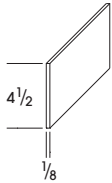
- 4 1/2" Furniture Base Moulding
- 8 feet long
- Available in all colors

FB

0.25

111

TOEKICK - 4 1/2"



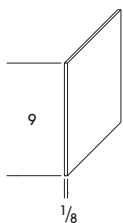
- 4 1/2" Toekick (Plywood w/vinyl veneer)
- 8 feet long
- Available in all colors

TOEKICK‡

0.83

35

TOEKICK - 9"



- 9" Toekick (Available as KAT single)
- 8 feet long
- Available in all colors

TOEKICKADA‡

0.83

70

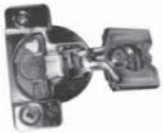
Touch-up and Hardware

Touch-Up

Touch-up kits include 1 putty fill stick, 1 touch-up marker and 1 small bottle of top coat

FINISH	TOUCH-UP KITS	Unit	List	STAIN & PAINT	Unit	List	SPRAY	Unit	List
ANTIQUE WHITE PAINT	1207237	Each	48	1236981	Pint	77	1418161	12 oz. Can (no primer)	55
PEWTER PAINT	3113189	Each	48	3113208	Pint	77	3113209	12 oz Can (no primer)	55
WHITE PAINT	1207236	Each	48	1236980	Pint	77	1418160	12 oz. Can (no primer)	55
BROWNSTONE	3036608	Each	48	3036627	Pint	50	N/A	—	—
CHESTNUT	1414297	Each	48	1414290	Pint	50	N/A	—	—
CRIMSON	1207235	Each	48	1236977	Pint	50	N/A	—	—
GREY STAIN	2870437	Each	48	2870432	Pint	50	N/A	—	—
DARK SABLE	1414298	Each	48	1414291	Pint	50	N/A	—	—
HONEY	1207234	Each	48	1236978	Pint	50	N/A	—	—
HERITAGE BROWN	1207233	Each	48	1236979	Pint	50	N/A	—	—
TOP COAT	N/A	—	—	1414350	Quart	79	1915465	12 oz. Can	81

Hardware



SOFTHINGE



SCDOOR



BCGLIDE & VCGLIDE



CGUNIVSOCKETG

- Replacement parts for individual Saginaw rear sockets are not available. Please order BCGLIDE or VCGLIDE as appropriate.

		Description	List
BERDOORHINGE	1412981	Attaches door to cabinet frame on BER	29
BERDOORPLATE	1412982	Attaches door to cabinet frame on BER	7
BERPIANOHINGE	1412983	Attaches door to door on BER	39
BERPIANOPLATE	1412984	Attaches door to door on BER	4
BUMPERPAD	1236889	Bumper pads 72/sheet (clear)	7
FALSEFRONTCLIPS	1231138	Attachment clips for false drawer fronts (common on Vanity and sink bases)	0.33
ROLLERS	1231139	Roller clip to couple with false panel clips. Snaps into it.	0.26
FOHINGE6G	1915302	Standard hinge for Dartmouth, York and Hudson (Does not have integrated Soft Close. Not available for Saginaw)	5
HINGE6G	1915285	Saginaw hinge	5
PLASTICSHIMS	1231114	Used to close gapping on butt doors	0.29
SOFTHINGE6G	2445953	6 Way Adj Soft Close partial overlay hinge for WDC24 & BC Cabinets in Dartmouth, York & Hudson only.	12
SOFTHINGEG	1915319	Integrated Soft Close hinge for Dartmouth, York & Hudson only.	12
SCDOOR	1412980	Frame-mounted Soft Close for WEC & WDC cabinets, as well as to create Soft Close on Saginaw DOORS.	12
SCREWS	1231140	Glide screws (drawer box or cabinet member)	0.08
SHCLIP	1206859	Shelf clip 0.2	0.33
CGUNIVSOCKETG	2773946	Universal cabinet glide socket. Can be used on base and vanity base.	3
POSHARDWARE	1231129	2 spacers & 6 screws for POS kits. Included in POS, replacement item	5
POSGLIDE	1915539	Set of glides for POS (rear socket sold separately)	19
POSSOCKETLG	1915370	POS socket only—left	5
POSSOCKETRG	1915387	POS socket only—right	5
UMDRWLOCKRG	1915421	Undermount drawer clip—right	6
UMDRWLOCKLG	1915404	Undermount drawer clip—left	6
UMBCGLIDE	1915268	Full-extension glide for base cabinets	84
UMVCGLIDE	1915353	Full-extension glide for vanity cabinets	79
VCGLIDE	1915336	Saginaw Vanity cabinet glide (rear socket & plugs attached)	17
BCGLIDE	1915251	Saginaw Base cabinet glide (rear socket & plugs attached)	17

List price is each unless otherwise noted in the description.

Wall Cabinets – 12", 15", and 24" Deep

Design Tips:

- All single-door cabinets are hinged left
- Cabinets can be flipped during installation for right hinge applications
- **Special Order items are not in stock and require a longer lead time to deliver**

SKU

cubes

INSIGHT

Hanover
Saginaw

EXPRESSION

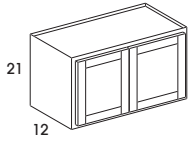
Dartmouth

Dartmouth 5-piece
York

Berwyn

Hudson

WALL CABINET – 21" HIGH – 12" DEEP



- Two butt doors
- Shelves not available
- Available width: 30"

W3021

3.5

279

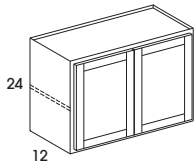
324

324

341

397

WALL CABINET – 24" HIGH – 12" DEEP



- Two butt doors
- One adjustable shelf
- Available width: 33"

W3324

6.0

320

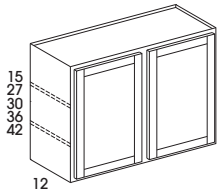
367

367

385

434

WALL CABINET – 39" WIDE – 12" DEEP



- Two doors, cabinet with center stile
- 12", 15" and 18" high - shelves not available
- 24" and 27" - one adjustable shelf
- 30" and 36" - two adjustable shelves
- 42" high - three adjustable shelves
- Available width: 39"

W3915

4.0

273

334

334

351

395

W3927

8.0

322

417

417

438

522

W3930

9.0

331

425

425

446

537

W3936

10.0

384

475

475

499

640

W3942

12.0

428

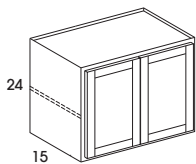
518

518

544

705

WALL CABINET – 24" HIGH – 15" DEEP



- Two butt doors
- One adjustable shelf
- Available widths: 30" and 36"

W302415

6.3

399

457

457

480

538

W362415

7.5

419

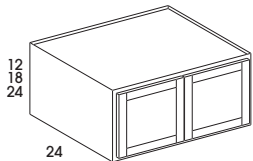
481

481

506

577

REFRIGERATOR WALL - 24" DEEP



- Two butt doors
- Shelves not available in 12" or 18" high
- 24" high cabinets include one adjustable shelf
- Available width: 33"

*Berwyn, Dartmouth, Hanover, Hudson, and York also available In Stock

RW3312*

6.0

247

296

296

311

394

RW3318*

9.0

252

296

296

311

355

RW3324*

12.0

328

408

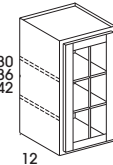
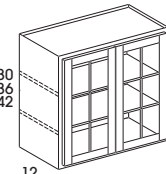
408

428

478

Wall Cabinets – 12" Deep

SPECIAL ORDER

Design Tips: <ul style="list-style-type: none">• All single-door cabinets are hinged left• Cabinets can be flipped during installation for right hinge applications• Special Order items are not in stock and require a longer lead time to deliver		SKU	cubes	INSIGHT	EXPRESSION			
				Hanover Saginaw	Dartmouth	Dartmouth 5-piece York	Berwyn	Hudson
WALL WITH DOORS PREPPED FOR GLASS – 12" DEEP								
	<ul style="list-style-type: none">• Single door• Two adjustable shelves• 90° flat-front shelves are edge banded to match interior• Glass and glass clips are not included• Please order glass after receipt of product to ensure proper fit• Doors can receive up to 3/16" thick glass• Saginaw and Hudson doors prepped for glass have horizontal and vertical mullions as shown in illustration. Dartmouth and York are door frames only, no mullions• Cabinets have a matching interior• Available widths: 15" and 18"	WMD1530	4.0	368	437	437	459	500
		WMD1830	4.0	397	469	469	492	537
		WMD1536	4.0	418	492	492	517	565
		WMD1836	5.0	450	528	528	554	606
		WMD1542	5.0	424	504	504	529	586
		WMD1842	6.0	484	571	571	600	652
	<ul style="list-style-type: none">• Two butt doors• 30" and 36" high - two adjustable shelves• 42" high - three adjustable shelves• 90° flat-front shelves are edge banded to match interior• Glass and glass clips are not included• Please order glass after receipt of product to ensure proper fit• Doors can receive up to 3/16" thick glass• Saginaw and Hudson doors prepped for glass have horizontal and vertical mullions as shown in illustration. Dartmouth and York are door frames only, no mullions• Cabinets have a matching interior• Available width: 30" <p>*Berwyn, Dartmouth, Hanover, Hudson, and York also available In Stock</p>	WMD3030*	7.0	680	875	875	919	990
		WMD3630	8.0	722	935	935	982	1064
		WMD3036*	8.0	831	950	950	998	1105
		WMD3636	9.0	879	1041	1041	1093	1184
		WMD3042*	9.0	840	993	993	1043	1150
		WMD3642	11.0	951	1132	1132	1189	1269

Wall Cabinets – 12" and 15" Deep

SPECIAL ORDER

Design Tips:

- All single-door cabinets are hinged left
- Cabinets can be flipped during installation for right hinge applications
- **Special Order items are not in stock and require a longer lead time to deliver**

SKU

cubes

INSIGHT

Hanover
Saginaw

EXPRESSION

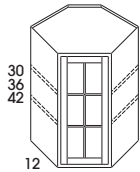
Dartmouth

Dartmouth 5-piece
York

Berwyn

Hudson

DIAGONAL CORNER WALL WITH DOOR PREPPED FOR GLASS – 12" DEEP



- Single door
- 30" and 36" high - two adjustable shelves
- 42" high - three adjustable shelves
- 90° flat-front shelves are edge banded to match interior
- Glass and glass clips are not included
- Please order glass after receipt of product to ensure proper fit
- Doors can receive up to 3/16" thick glass
- Saginaw and Hudson doors prepped for glass have horizontal and vertical mullions as shown in illustration. Dartmouth and York are door frames only, no mullions
- Cabinets have a matching interior
- Available width: 24"
- ***Dartmouth, York, and Hudson also available In Stock**

WMDC2430*

10.0

623

729

729

765

830

WMDC2436*

12.0

744

864

864

907

982

WMDC2442*

14.0

792

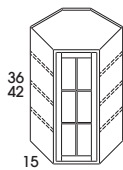
912

912

958

1171

DIAGONAL CORNER WALL WITH DOOR PREPPED FOR GLASS – 15" DEEP



- Single door
- 36" and 42" high - two adjustable shelves
- 42" high - three adjustable shelves
- 90° flat-front shelves are edge banded to match interior
- Glass and glass clips are not included
- Please order glass after receipt of product to ensure proper fit
- Doors can receive up to 3/16" thick glass
- Saginaw and Hudson doors prepped for glass have horizontal and vertical mullions as shown in illustration. Dartmouth and York are door frames only, no mullions
- Cabinets have a matching interior
- Available width: 27"

WMDC2736

16.0

797

945

945

992

1169

WMDC2742

18.0

803

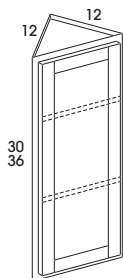
952

952

1000

1175

WALL END CABINET – 12" DEEP



- Single door
- 30" and 36" high - two adjustable shelves
- 42" high - three adjustable shelves
- Available width: 12"
- ***Berwyn, Dartmouth, Hanover, Hudson, and York also available In Stock**

WEC1230*

3.0

160

209

209

219

229

WEC1236*

3.0

174

229

229

240

250

WEC1242*

4.0

190

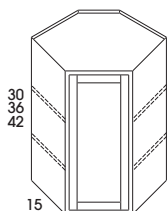
238

238

250

277

DIAGONAL CORNER WALL – 15" DEEP



- Single door
- 30" and 36" high - two adjustable shelves
- 42" high - three adjustable shelves
- Available width: 27"
- ***Berwyn, Dartmouth, Hanover, Hudson, and York also available In Stock**

WDC2736*

16.0

515

613

613

644

813

WDC2742*

18.0

524

621

621

652

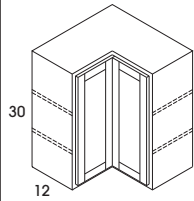
824

Wall Cabinets – 12" Deep

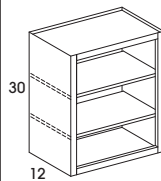
SPECIAL ORDER

Design Tips: • Special Order items are not in stock and require a longer lead time to deliver	SKU	cubes	INSIGHT	EXPRESSION			
			Hanover Saginaw	Dartmouth	Dartmouth 5-piece York	Berwyn	Hudson

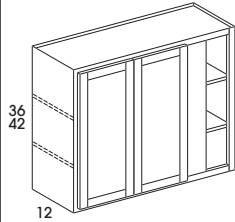
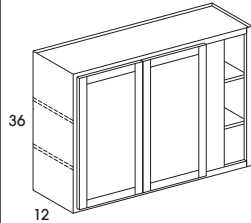
WALL EASY REACH – 30" HIGH – 12" DEEP

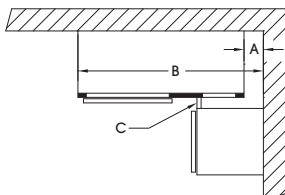
 <ul style="list-style-type: none"> • Bifold doors • 30" and 36" - two adjustable shelves • 42" high - three adjustable shelves • Hudson and Saginaw only - center panel is recessed due to size limitations • Soft Close not available • Available width: 24" 	WER2424	8.0	372	436	436	458	509
	WER2430	10.0	397	460	460	483	533
	WER2436	12.0	416	476	476	500	564
	WER2442	14.0	441	509	509	534	598

BOOKCASE CABINET – 30" HIGH – 12" DEEP

 <ul style="list-style-type: none"> • No door • Matching Interior • 4Two adjustable shelves • Available widths: (30" high) 15"-36" (36" high) 24" 	BK1530	4.0	273	273	273	273	273
	BK2130	5.0	309	309	309	309	309
	BK3630	8.0	575	575	575	575	575
	BK2436	6.0	579	579	579	579	579

WALL CORNER – 12" DEEP

 <ul style="list-style-type: none"> • 36" high - two butt doors, two adjustable shelves • 42" high - two butt doors, three adjustable shelves • Blind cabinets can be pulled 3" • Blind opening is 6" on ALL sizes • Does not include filler • Available widths: 24" and 27" 	WC4236	12.0	395	460	460	483	532
	WC4242	12.0	424	481	481	505	565
 <ul style="list-style-type: none"> • Two butt doors • 30" high - two adjustable shelves • 36" and 42" high - three adjustable shelves • Blind cabinets can be pulled 3" • Blind opening is 6" on ALL sizes • Does not include filler • Available width: 48" 	WC4830	10.0	432	486	486	510	574
	WC4836	12.0	471	560	560	588	643
	WC4842	14.0	506	597	597	627	687



				A			B			C
SKU	Cabinet Width	Blind Opening	Center Stile	Minimum		Maximum	Minimum		Maximum	7/8 Hardware
				SO	FO		SO	FO		
WC42_ _	41"	6"	6"	3/4"	1 1/2"	4 1/2"	41 3/4"	42 1/2"	45 1/2"	1 3/4"
WC48_ _	47"						47 3/4"	48 1/2"	51 1/2"	

A = Pull distance from wall
 B = Cabinet distance from wall
 C = Minimum filler width

SO = Standard Overlay (Hanover, Saginaw)
 FO = Full Overlay (Berwyn, Dartmouth, Hudson, York)

Minimum filler width requirement (C)
 based on 7/8" high hardware

Note: Blind openings are right side: cabinet will be flipped during installation for left blind applications.

Base Cabinets – 24" Deep

Design Tips:

- All single-door cabinets are hinged left
- Doors will be reversed during installation for right hinge applications
- **Special Order items are not in stock and require a longer lead time to deliver**

SKU

cubes

INSIGHT

Hanover
Saginaw

EXPRESSION

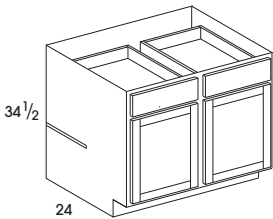
Dartmouth

Dartmouth 5-piece
York

Berwyn

Hudson

BASE CABINET – 34 1/2" HIGH – 24" DEEP



- Two doors, cabinet with center stile
- Two drawers
- Available width: 39"

B39

19.0

549

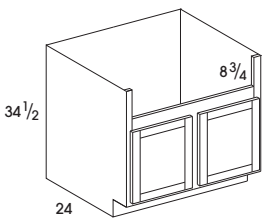
732

744

781

848

BASE FARM SINK – 34 1/2" HIGH – 24" DEEP



- 30" and 33" - two butt doors
- 39" and 42" - two doors, cabinet with center stile
- Opening is 3" less than total width of cabinet and 8 3/4" high
- Maximum cut out height: Standard overlay = 11" Full overlay = 10"
- Available widths: 30"-42"

***Berwyn, Dartmouth, Hanover, Hudson, and York also available In Stock**

FSB30

15.0

471

514

514

540

593

FSB33

16.0

475

584

584

613

635

FSB36*

18.0

510

635

635

667

702

FSB39

19.0

522

639

639

671

678

FSB42

21.0

526

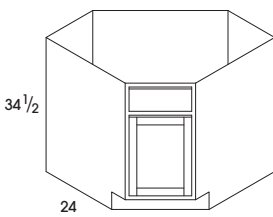
650

650

683

703

CORNER SINK BASE CABINET – 34 1/2" HIGH



- Single door
- One false panel
- Full cabinet

SCB36

26.0

353

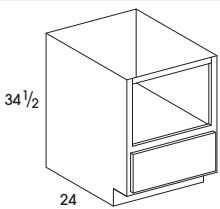
470

486

510

537

BASE MICROWAVE CABINET – 34 1/2" HIGH – 24" DEEP



- Includes finished interior and shelf area
- Opening: 27" wide x 16" high
- One lower drawer
- See Spec sheet for more detail
- Available width: 30"

BMW30

15.0

525

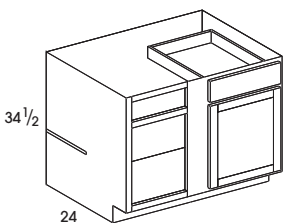
646

680

714

809

BASE CORNER – 34 1/2" HIGH – 24" DEEP



- One door
- One drawer
- One adjustable shelf
- Center stile is 6"
- Does not include filler
- Available widths: 39" and 45"

BC39

17.0

384

485

507

532

555

BC45

19.0

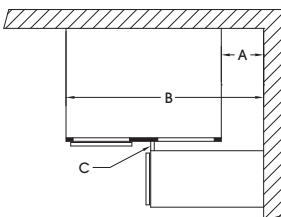
398

597

611

642

662



				A			B			C
SKU	Cabinet Width	Blind Opening	Center Stile	Minimum		Maximum	Minimum		Maximum	7/8 Hardware
				SO	FO		SO	FO		
BC39	30"	10 1/2"	6"	8 1/4"	9"	12"	38 1/4"	39"	42"	1 3/4"
BC45	42"	16 1/2"		2 1/4"	3"	6"	44 1/4"	45"	48"	

A = Pull distance from wall

B = Cabinet distance from wall

C = Minimum filler width

SO = Standard Overlay (Hanover, Saginaw)


FO = Full Overlay (Berwyn, Dartmouth, Hudson, York)

Minimum filler width requirement (C) based on 7/8" high hardware

Note: Blind openings are right side: door and drawer can be reversed during installation for left blind application.

Tall Cabinets – 24" Deep

SPECIAL ORDER

			INSIGHT	EXPRESSION																		
				Hanover Saginaw	Dartmouth	Dartmouth 5-piece York	Berwyn	Hudson														
SKU			cubes																			
OVEN CABINET – 24" DEEP																						
 <div><ul style="list-style-type: none">• Two butt doors• No shelves included in upper cabinet• If desired order OCSHELF below for 90" and 96" tall oven cabinets• Inside opening is natural/white• Three bottom drawers• Drawers may be removed and cut out to create a Double Oven opening• Oven cabinet has a 3" left and right stile running the entire height of the cabinet• Dartmouth, Hudson, and York doors and drawers are not full overlay• Available width: 33"<p>*Berwyn, Dartmouth, Hanover, Hudson, and York also available In Stock</p></div> <table><tr><th colspan="3">Oven Cabinet</th></tr><tr><th>SKU</th><th>Oven Opening</th><th>Upper Cabinet Opening</th></tr><tr><td>OC338424</td><td>24" x 27"</td><td>18 3/4" x 27"</td></tr><tr><td>OC339024</td><td>24" x 27"</td><td>24 3/4" x 27"</td></tr><tr><td>OC339624</td><td>24" x 27"</td><td>30 3/4" x 27"</td></tr></table>	Oven Cabinet			SKU	Oven Opening	Upper Cabinet Opening	OC338424	24" x 27"	18 3/4" x 27"	OC339024	24" x 27"	24 3/4" x 27"	OC339624	24" x 27"	30 3/4" x 27"	OC338424*	39.0	1288	1470	1534	1611	1829
	Oven Cabinet																					
	SKU	Oven Opening	Upper Cabinet Opening																			
OC338424	24" x 27"	18 3/4" x 27"																				
OC339024	24" x 27"	24 3/4" x 27"																				
OC339624	24" x 27"	30 3/4" x 27"																				
OC339024*	42.0	1406	1623	1683	1767	1967																
OC339624*	44.0	1430	1679	1751	1839	2123																
OVEN CABINET SHELF																						
<ul style="list-style-type: none">• Full depth 3/4" shelf to add to the upper cabinet of 90" and 96" tall cabinet• 22 3/16" x 31 3/16"• Shelf clips must be ordered separately• Available in white and natural maple <p>*Dartmouth, York, and Hudson also available In Stock</p>	OC3324SHELF*	1.0	81	81	81	81	81															

Tall Cabinets – 12", 21", and 24" Deep

SPECIAL ORDER

Design Tips:

- All single-door cabinets are hinged left
- Doors will be reversed during installation for right hinge applications
- **Special Order items are not in stock and require a longer lead time to deliver**

SKU

cubes

INSIGHT

Hanover
Saginaw

EXPRESSION

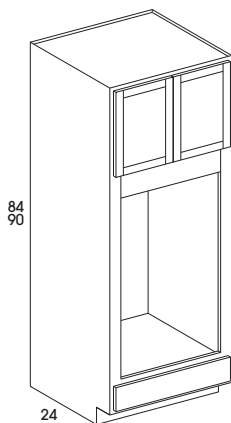
Dartmouth

Dartmouth 5-piece
York

Berwyn

Hudson

DOUBLE OVEN – 24" DEEP



- Two butt doors
- No shelves included in upper cabinet
- If desired order OCSHELF below for 90" tall oven cabinets
- Inside opening is natural/white
- One drawer
- Oven cabinet has a 3" left and right stile running the entire height of the cabinet
- Dartmouth, Hudson, and York doors and drawers are not full overlay
- Oven opening: 47 1/4" high x 27" wide
- Rail below upper cabinets is 6" high and can be trimmed or removed for an opening height up to 53 1/4"
- Available width: 33"

OC338424DBL

39.0

1191

1455

1584

1663

1712

OC339024DBL

42.0

1251

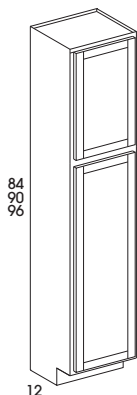
1530

1666

1749

1802

UTILITY CABINET – 12" DEEP



- Two doors
- One fixed shelf between doors
- No shelves included in upper cabinet
- Unfinished toekick is attached to all utility cabinets
- Available width: 18"

U188412

11.0

578

675

675

709

1264

U189012

12.0

616

730

730

767

1293

U189612

13.0

676

790

790

830

1449

U1812SHELFKIT

0.5

344

344

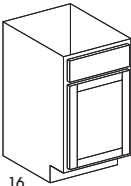
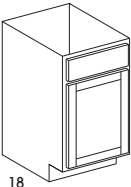
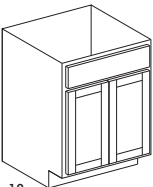
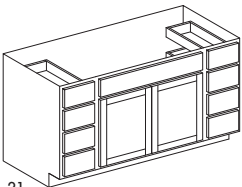
344

344

344

Vanity Cabinets – 16" and 18" Deep

SPECIAL ORDER

Design Tips: <ul style="list-style-type: none">• All single-door cabinets are hinged left• Doors will be reversed during installation for right hinge applications• Special Order items are not in stock and require a longer lead time to deliver		SKU	cubes	INSIGHT	EXPRESSION			
				Hanover Saginaw	Dartmouth	Dartmouth 5-piece York	Berwyn	Hudson
VANITY SINK BASE – 34 1/2" HIGH – 16" DEEP								
 <ul style="list-style-type: none">• One door• One false panel• Available width: 18"	VSB1816	6.0	304	353	355	371	422	
VANITY SINK BASE – 34 1/2" HIGH – 18" DEEP								
 <ul style="list-style-type: none">• One door• One false panel• Available widths: 18" and 24"	VSB1818	6.5	274	321	352	370	382	
	VSB2418	9.0	276	324	354	372	385	
 <ul style="list-style-type: none">• Two doors• One false panel• Available widths: 27"-36"	VSB2718	10.0	297	346	356	374	413	
	VSB3018	11.0	302	354	365	383	424	
	VSB3318	12.0	328	380	390	410	455	
	VSB3618	13.0	336	404	414	435	474	
VANITY SINK BASE – 34 1/2" HIGH – 21" DEEP								
 <ul style="list-style-type: none">• Two sets of butt doors• One false panel• Eight drawers• Outside drawer area is 12" wide• Available width: 60"	VSB60DB8	26.0	1351	1612	1680	1764	1830	

Accessories

Design Tips:

- Special Order items are not in stock and require a longer lead time to deliver

SKU

cubes

INSIGHT

Hanover
Saginaw

EXPRESSION

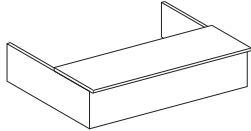
Dartmouth

Dartmouth 5-piece
York

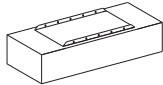
Berwyn

Hudson

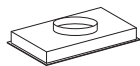
BOX HOOD



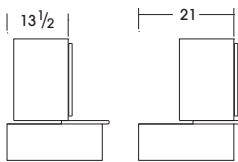
Hood



Liner



Blower



Wall cabinet above box hood can be pulled 13 1/2" to 21" for creative design

Box Hood

- Must have a cabinet placed above and requires field modifications for venting

Ventilation Module

- Depending on installation depth, additional blocking may be required to mount the ventilation module
- Two-speed motor
- Rocker switch controls
- 6 5/8" Fan, 250 CFM, 8.0 Sones
- 7" round ducted or non-ducted discharge
- Enclosed light
- Accepts two incandescent max. 40-watt candelabra bulbs (not included)
- One-piece, washable aluminum mesh filter
- Durable, powder-coated silver finish
- Fully enclosed bottom
- One Year Limited Warranty

Ventilation Optional Accessories: (not available through Wolf)

- Model 356NDK non-ducted recirculating kit (includes charcoal filter, soffit grille, 900 stack boot, and 7" round duct)
- Disposable charcoal filter kit part # B08999040

BOXHOOD

4.0

2053

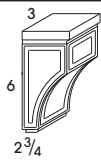
2053

2053

2053

2053

CORBEL



- 6" high x 3" wide" x 2 3/4" deep

CORBEL

0.1

205

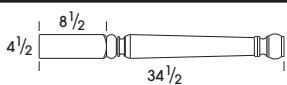
205

205

205

205

LEG



- 34 1/2" high x 4 1/2" wide

LEG

0.1

719

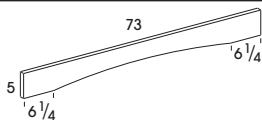
719

719

719

719

ROMAN ARCH VALANCE



- All valances are 3/4" thick solid maple
- Stained valances have Saginaw edge profile
- White valances have Dartmouth edge profile
- Available width: 73"

V573RA

0.25

85

85

85

85

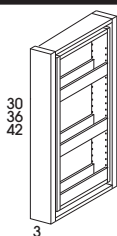
85

SKU

cubes

Natural

SPICE RACK PULL-OUT



- WSPICE 30" - 3 shelves
- WSPICE 36" - 4 shelves
- WSPICE 42" - 5 shelves
- BSPICE - 2 shelves
- Must be installed between two cabinets
- Field applied filler is NOT included
- Order filler separately

WSPICE3X30
3" x 30" x 11"

1.0

691

WSPICE3X36
3" x 36" x 11"

1.0

722

WSPICE3X42
3" x 42" x 11"

1.0


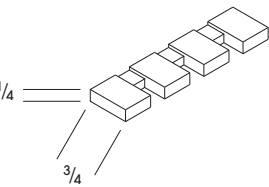
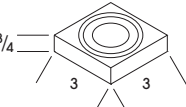
746

BSPICE3X30
3" x 30" x 23"

1.0

862

Fillers / Mouldings

Design Tips: ‡ = Some items are not designed to hold glazing In these cases, the item will not have visible decorative glazing • Special Order items are not in stock and require a longer lead time to deliver		SKU	cubes	INSIGHT	EXPRESSION			
				Hanover Saginaw	Dartmouth	Dartmouth 5-piece York	Berwyn	Hudson
FILLER – FLUTED								
	<ul style="list-style-type: none">• Fillers are 3/4" thick solid maple• Fillers are finished on the face, left, and right sides; however, the sides receive a lesser finish• If you require an end to be exposed, we suggest using a valance• Available widths: 36" and 42"	FWF336	0.1	37	37	37	37	
		FWF342	0.1	48	48	48	48	48
		SKU	cubes	Price				
DENTIL								
	<ul style="list-style-type: none">• Dentil Inlay Moulding• 8 feet long• Available in all colors	MDENTIL‡	0.125	65				
ROSETTE								
	<ul style="list-style-type: none">• 3" Rosette• Available in all colors• Sold individually	ROS3	0.1	23				

ADA – Universal Design

ADA and Universal Design (UD) Specifications

Wolf Classic cabinets are offered in ADA-Compliant and Universal Design specifications for both truckload and kitchen-at-a-time orders.

Available in all standard door styles and colors. Wolf's ADA and Universal Design cabinets are special order only and require a longer lead time to deliver. Please work with your Wolf Sales Consultant or Wolf Customer Care to determine your delivery date.



ADA

- 32½" Cabinet Height
- 9" High Toe Kick
- 9" Deep Toe Kick



Universal Design (UD)

- 32½" Cabinet Height
- 5½" High Toe Kick
- 4⅞" Deep Toe Kick

What is ADA Compliance vs. Universal Design?

ADA-compliant cabinets are designed to meet the needs of people with disabilities per the Americans with Disabilities Act. Wolf Classic offers ADA-compliant cabinetry with a reduced height and a taller and deeper toe kick. However, it is important to note that just because ADA-compliant cabinetry is used, your design/project does not automatically become ADA compliant. ADA compliance is based on the overall height of the workspace, clear floor space, knee clearance and toe clearance combined. All of these elements must be applied together and accurately for your design to be considered ADA compliant.

Universal Design, also known as Aging in Place Design, is a much broader concept. The goal is to create an environment that is usable, to the greatest extent possible, by people of any age or ability without the need for a special design or adaptation. In order to be considered UD, your design must consider the space needed for approach, reach, manipulation and overall use regardless of the user's body size, posture or mobility.

Both of these design styles are concerned with addressing the needs of users beyond those considered to be "average" or "typical".

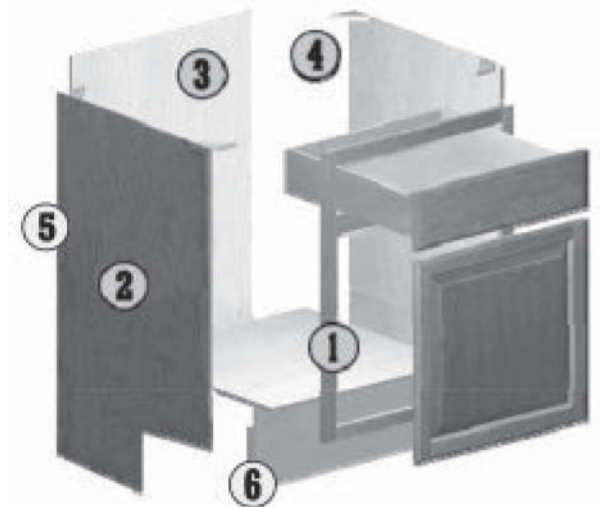
**ADA
COMPLIANT**

UNIVERSAL DESIGN SPECS

- ① Cabinet fronts are made from ¾" solid maple wood. Rails are pocket drilled and assembled with 1¼" screws for rugged durability.
- ② Side panels and bottom – ½" plywood with matching exterior laminate – glued and stapled in a ½" dado in the cabinet's front frame.
- ③ Back panels – made from vinyl-covered (inside only) ½" plywood – are glued and nailed in a ½" dado and stapled to the hang rail and cabinet bottom.
- ④ All-wood ¾" corner blocks are installed on all corners.
- ⑤ All Base cabinets are 32½" high.
- ⑥ Wolf Classic's ADA cabinets are designed to meet the Americans with Disabilities Act guidelines with a Toe Kick height of 9". Universal Design cabinets are constructed with a 5½" high toe kick. Both ADA and UD cabinets are available in special order and truckload quantities.

NOTES:

1. In order to maintain height compliance, cabinets must be placed on top of flooring rather than the floor butting up to the cabinet toe kick.
2. ADA and UD bases do not include an interior shelf due to cabinet and toe kick heights.

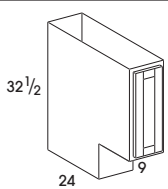
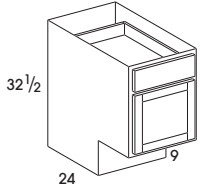
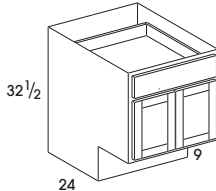


ADA Cabinets: Local codes may differ. Please confirm specifications with local code enforcement agencies prior to ordering. These items are non-returnable.

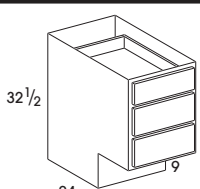
ADA Base Cabinets – 24" Deep

Design Tips: <ul style="list-style-type: none"> Please confirm specifications with local code enforcement agencies prior to ordering; these items are non-returnable ADA cabinets in HD are available by Truckload only; please see the Truckload section Use Dartmouth pricing for Circa orders All single-door cabinets are hinged left Doors will be reversed during installation for right hinge applications Special Order items are not in stock and require a longer lead time to deliver 	SKU	cubes	INSIGHT	EXPRESSION			
			Hanover Saginaw	Dartmouth	Dartmouth 5-piece York	Berwyn	Hudson

BASE CABINET – 32 1/2" HIGH – 24" DEEP

 <ul style="list-style-type: none"> One full height door Shelves not available ADA Bases do not include an interior shelf due to the height and depth of the toekick Toekick height: 9" Available width: 9" 	B09ADA	5.0	275	394	394	414	439
	B12ADA	6.0	310	418	429	450	504
	B15ADA	8.0	325	461	465	488	525
	B18ADA	9.0	356	489	489	513	556
 <ul style="list-style-type: none"> Single door One drawer Shelves not available ADA Bases do not include an interior shelf due to the height and depth of the toekick Toekick height: 9" Available widths: 12"-21" 	B21ADA	11.0	381	505	509	534	591
	B24DDADA	12.0	417	542	585	614	682
	B27ADA	13.0	427	594	595	625	697
	B30ADA	15.0	439	622	629	660	716
 <ul style="list-style-type: none"> Two butt doors One drawer Shelves not available ADA Bases do not include an interior shelf due to the height and depth of the toekick Toekick height: 9" Available widths: 24"-36" 	B33ADA	16.0	463	692	708	743	763
	B36ADA	18.0	488	751	755	793	796
	B42ADA	21.0	627	833	838	880	974

DRAWER BASE CABINET – 32 1/2" HIGH – 24" DEEP

 <ul style="list-style-type: none"> Three drawers Hudson comes with recessed panel top drawer and raised panel bottom drawers ADA Bases do not include an interior shelf due to the height and depth of the toekick Toekick height: 9" Available widths: 12"-36" 	DB12ADA	6.0	452	633	652	685	703
	DB15ADA	8.0	479	681	703	738	743
	DB18ADA	9.0	504	721	737	774	802
	DB21ADA	11.0	529	764	783	822	849
	DB24ADA	12.0	555	804	819	860	888
	DB30ADA	15.0	592	933	948	995	1029
	DB36ADA	18.0	643	980	988	1037	1081

ADA Base Cabinets – 24" Deep

SPECIAL ORDER

Design Tips:

- Please confirm specifications with local code enforcement agencies prior to ordering; these items are non-returnable
- ADA cabinets in HD are available by Truckload only; please see the Truckload section
- Use Dartmouth pricing for Circa orders
- All single-door cabinets are hinged left
- Doors will be reversed during installation for right hinge applications
- Special Order items are not in stock and require a longer lead time to deliver

SKU

cubes

INSIGHT

Hanover
Saginaw

EXPRESSION

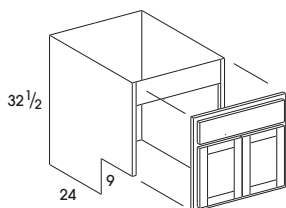
Dartmouth

Dartmouth 5-piece
York

Berwyn

Hudson

REMOVABLE FRONT BASE CABINETS – 32 1/2" HIGH – 24" DEEP



- Interior finish: natural on stained products/white on painted products
- Removable fronts are attached to the face frame using barrel catch hardware
- Includes removable floor
- Please see Spec sheet on the Wolf Toolbox for full, detailed dimensions before ordering
- ADA Bases do not include an interior shelf due to the height and depth of the toekick
- Toekick height: 9"

SB30REMADA

15.0

745

872

911

957

1099

SB36REMADA

18.0

825

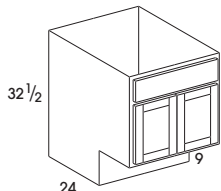
906

944

991

1167

SINK BASE CABINET – 32 1/2" HIGH – 24" DEEP



- Two butt doors
- One false panel
- ADA Bases do not include an interior shelf due to the height and depth of the toekick
- Toekick height: 9"
- Available width: 24"-36"

SB24DDADA

12.0

344

408

455

478

564

SB27ADA

13.0

356

446

465

488

570

SB30ADA

15.0

390

470

474

498

586

SB33ADA

16.0

407

489

489

513

612

SB36ADA

18.0

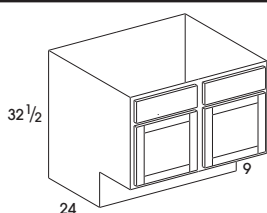
427

500

520

546

616



- Two doors, cabinet with center stile
- Two false panels
- ADA Bases do not include an interior shelf due to the height and depth of the toekick
- Toekick height: 9"
- Available widths: 39" and 42"

SB39ADA

19.0

439

512

554

582

682

SB42ADA

21.0

459

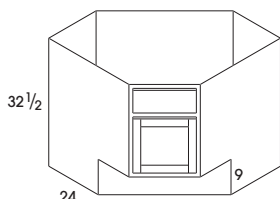
570

578

607

716

CORNER SINK BASE CABINET – 32 1/2" HIGH – 24" DEEP



- Single door
- One false panel
- Full cabinet
- ADA Bases do not include an interior shelf due to the height and depth of the toekick
- Toekick height: 9"
- Available width: 36"

SCB36ADA

26.0

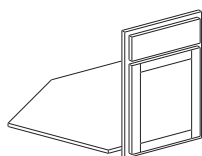
417

360

545

572

656



- Single door
- One false panel
- Face frame and floor only
- ADA Bases do not include an interior shelf due to the height and depth of the toekick
- Toekick height: 9"
- Available width: 36"

SCB36FFADA

1.0

325

388

388

407

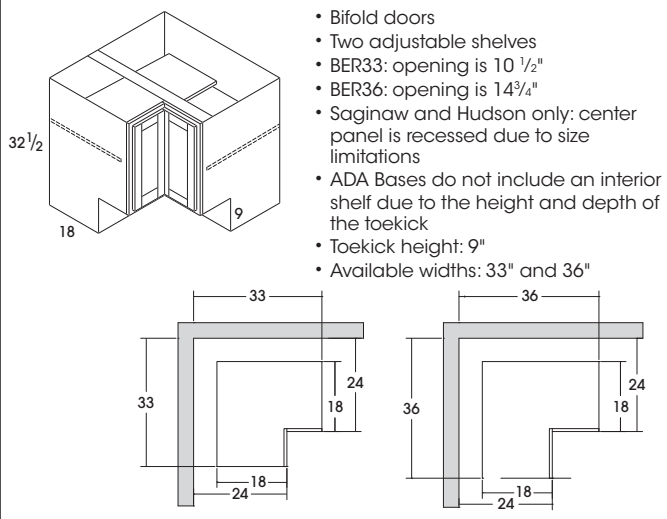
460

ADA Base Cabinets

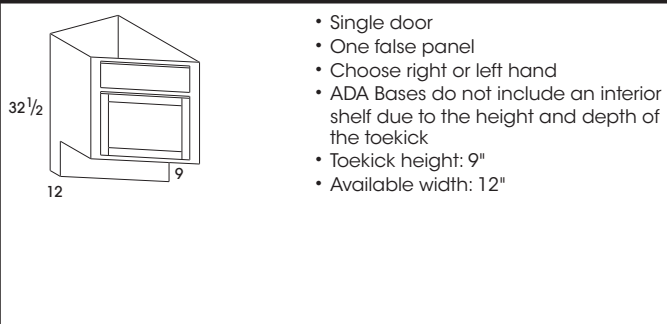
SPECIAL ORDER

Design Tips:	SKU	cubes	INSIGHT	EXPRESSION			
			Hanover Saginaw	Dartmouth	Dartmouth 5-piece York	Berwyn	Hudson
<ul style="list-style-type: none"> Please confirm specifications with local code enforcement agencies prior to ordering; these items are non-returnable ADA cabinets in HD are available by Truckload only; please see the Truckload section Use Dartmouth pricing for Circa orders All single-door cabinets are hinged left Doors will be reversed during installation for right hinge applications Special Order items are not in stock and require a longer lead time to deliver 							

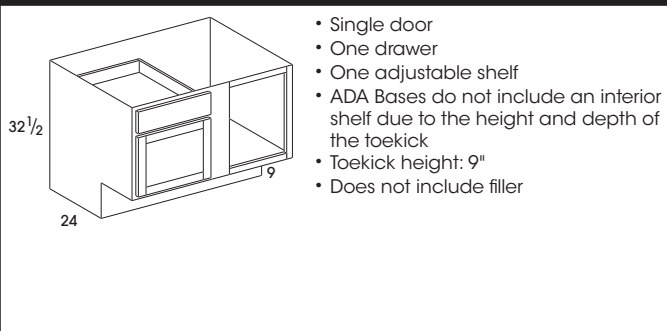
CORNER EASY REACH BASE - 32 1/2" HIGH - 24" DEEP

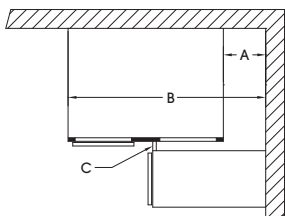
 <ul style="list-style-type: none"> Bifold doors Two adjustable shelves BER33: opening is 10 1/2" BER36: opening is 14 3/4" Saginaw and Hudson only: center panel is recessed due to size limitations ADA Bases do not include an interior shelf due to the height and depth of the toe kick Toekick height: 9" Available widths: 33" and 36" 	BER33ADA	18.0	500	599	599	629	743
	BER36ADA	26.0	518	612	612	643	815

BASE END CABINET - 32 1/2" HIGH - 12" DEEP

 <ul style="list-style-type: none"> Single door One false panel Choose right or left hand ADA Bases do not include an interior shelf due to the height and depth of the toe kick Toekick height: 9" Available width: 12" 	BEC12LADA	6.0	267	372	388	407	439
	BEC12RADA	6.0	267	372	388	407	439

BASE CORNER - 32 1/2" HIGH - 24" DEEP

 <ul style="list-style-type: none"> Single door One drawer One adjustable shelf ADA Bases do not include an interior shelf due to the height and depth of the toe kick Toekick height: 9" Does not include filler 	BC36ADA	18.0	386	518	520	546	612
	BC42ADA	21.0	459	581	585	614	677
	BC48ADA	23.0	469	700	718	754	796



				A			B			C
SKU	Cabinet Width	Blind Opening	Center Stile	Minimum		Maximum	Minimum		Maximum	7/8 Hardware
				SO	FO		SO	FO		
BC36ADA	27"	9"	6"	9 3/4"	10 1/2"	13 1/2"	36 3/4"	37 1/2"	40 1/2"	1 3/4"
BC42ADA	36"	13 1/2"		5 1/4"	6"	9"	41 1/4"	42"	45"	
BC48ADA	48"	19 1/2"		0"	0"	3"	48"	48"	51"	

A = Pull distance from wall
B = Cabinet distance from wall
C = Minimum filler width

SO = Standard Overlay (Hanover, Saginaw)
FO = Full Overlay (Berwyn, Dartmouth, Hudson, York)

Minimum filler width requirement (C)
based on 7/8" high hardware

Note: Blind openings are right side: door and drawer can be reversed during installation for left blind application.

ADA
COMPLIANT

ADA Tall Cabinets – 24" Deep

SPECIAL ORDER

Design Tips:

- Please confirm specifications with local code enforcement agencies prior to ordering; these items are non-returnable
- ADA cabinets in HD are available by Truckload only; please see the Truckload section
- Use Dartmouth pricing for Circa orders
- All single-door cabinets are hinged left
- Doors will be reversed during installation for right hinge applications
- Special Order items are not in stock and require a longer lead time to deliver

SKU

cubes

INSIGHT

Hanover
Saginaw

EXPRESSION

Dartmouth

Dartmouth 5-piece
York

Berwyn

Hudson

UTILITY CABINET – 24" DEEP



- Two doors
- Shelves not included
- **Unfinished toekick is attached to all utility cabinets**
- Toekick height: 9"
- Available width: 18"

U188424ADA

21.0

665

775

775

814

1392

U189024ADA

23.0

708

839

839

881

1429

U189624ADA

24.0

760

891

891

936

1595



- Two doors
- Shelves not included
- **Unfinished toekick is attached to all utility cabinets**
- Toekick height: 9"
- Available width: 24"

U248424ADA

28.0

894

1052

1052

1105

1729

U248424DDADA

28.0

904

1098

1098

1153

1806

U249024ADA

30.0

914

1104

1104

1159

1767

U249024DDADA

30.0

925

1157

1157

1215

1854

U249624ADA

32.0

1027

1202

1202

1262

2114

U249624DDADA

32.0

1038

1255

1255

1318

2218

SKU

cubes

White

Natural

UTILITY CABINET SHELF

- SHELFKIT includes four shelves and clips
- SHELF includes single shelf only, no clips
- 1824 shelf: 22³/₁₆" x 16³/₁₆"
- 2424 shelf: 22³/₁₆" x 22³/₁₆"

U1824SHELFKIT

1.0

175

175

U2424SHELFKIT

1.0

175

175

U1824SHELF

1.0

81

81

U2424SHELF

1.0

81

81

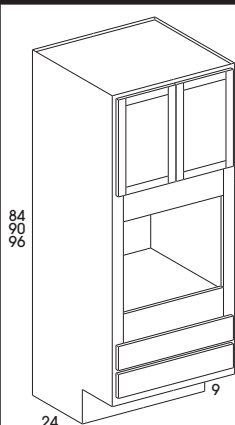
ADA
COMPLIANT

ADA Tall Cabinets – 24" Deep

SPECIAL ORDER

Design Tips: <ul style="list-style-type: none"> Please confirm specifications with local code enforcement agencies prior to ordering; these items are non-returnable ADA cabinets in HD are available by Truckload only; please see the Truckload section Use Dartmouth pricing for Circa orders Special Order items are not in stock and require a longer lead time to deliver 	SKU	cubes	INSIGHT	EXPRESSION			
			Hanover Saginaw	Dartmouth	Dartmouth 5-piece York	Berwyn	Hudson

OVEN CABINET – 24" DEEP

 <ul style="list-style-type: none"> Two butt doors No shelves included in upper cabinet If desired order OCSHELF below for 90" and 96" tall oven cabinets Two bottom drawers Inside opening is natural/white See cabinet specs on the Wolf Toolbox for details before ordering Toekick height: 9" Available width: 33" 	OC338424ADA	39.0	1375	1585	1592	1672	1959
	OC339024ADA	42.0	1499	1742	1796	1886	2103
	OC339624ADA	44.0	1525	1802	1809	1899	2264

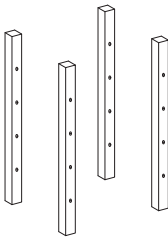
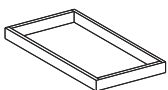
SKU	cubes	White	Natural
-----	-------	-------	---------

UTILITY CABINET SHELF

<ul style="list-style-type: none"> Full depth $\frac{3}{4}$" shelf to add to the upper cabinet of 90" and 96" tall cabinet $22\frac{3}{16}$" x $31\frac{3}{16}$" Shelf clips must be ordered separately 	OC3324SHELF	1.0	81	81
---	-------------	-----	----	----

ADA Tall Cabinets – 24" Deep

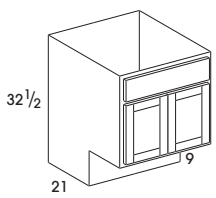
SPECIAL ORDER

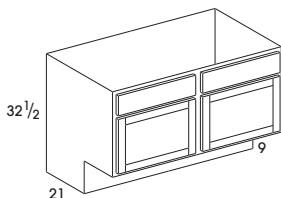
	SKU	cubes	All Door Styles Used in 24" deep cabinets		
PULL-OUT INSTALL KIT (REQUIRED WITH PULL-OUT SHELVES)					
	<ul style="list-style-type: none">• Required to install pull-out shelves• Can be used with side-mount or undermount Soft Close glides• Multiple pull-out shelves can be used with one installation kit• Kits include four pilasters with predrilled holes and mounting hardware• Tall cabinets require two installation kits, depending on tray locations	ROINSTKIT	1.0	76	
PULL-OUT SHELF FOR BASE AND TALL CABINETS					
 <ul style="list-style-type: none">• Single drawer• Inside height - 1 1/2"• Overall height - 2 1/4"• Solid wood dovetail construction• Includes 5/8" thick dovetailed drawer• 75 lb. capacity per shelf• FIELD INSTALLED• For full installation details see the installation guide included with the product or visit Wolf Toolbox• Available widths: 12"-36"	POS12 7 1/2" x 21 3/4"	1.0	50	POSSC12	106
	POS15 10 1/2" x 21 3/4"	1.0	57	POSSC15	110
	POS18 13 1/2" x 21 3/4"	1.0	64	POSSC18	114
	POS21 16 1/2" x 21 3/4"	1.0	70	POSSC21	118
	POS24 19 1/2" x 21 3/4"	1.0	77	POSSC24	122
	POS27 22 1/2" x 21 3/4"	1.0	81	POSSC27	127
	POS30 25 1/2" x 21 3/4"	1.0	87	POSSC30	131
	POS33 28 1/2" x 21 3/4"	1.0	97	POSSC33	135
	POS36 31 1/2" x 21 3/4"	1.0	101	POSSC36	139

ADA Vanity Cabinets – 21" Deep

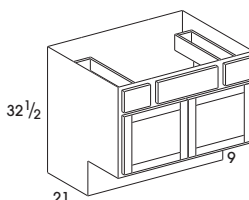
Design Tips: <ul style="list-style-type: none"> Please confirm specifications with local code enforcement agencies prior to ordering; these items are non-returnable ADA cabinets in HD are available by Truckload only; please see the Truckload section Use Dartmouth pricing for Circa orders Special Order items are not in stock and require a longer lead time to deliver 	SKU	cubes	INSIGHT	EXPRESSION			
			Hanover Saginaw	Dartmouth	Dartmouth 5-piece York	Berwyn	Hudson

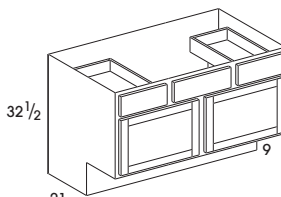
VANITY SINK BASE – 32 1/2" HIGH – 21" DEEP

 <ul style="list-style-type: none"> Two butt doors One false panel ADA Bases do not include an interior shelf due to the height and depth of the toe kick Toekick height: 9" Available widths: 24"-36" 	VSBB24DDADA	11.0	335	378	415	436	529
	VSBB27ADA	12.0	344	408	431	453	536
	VSBB30ADA	13.0	361	437	444	466	556
	VSBB33ADA	14.0	381	446	455	478	570
	VSBB36ADA	16.0	397	466	469	492	596

 <ul style="list-style-type: none"> Two doors, cabinet with center stile Two false panels ADA Bases do not include an interior shelf due to the height and depth of the toe kick Toekick height: 9" Available width: 48" 	VSBB48ADA	21.0	469	542	550	578	703
---	-----------	------	-----	-----	-----	-----	-----

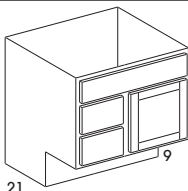
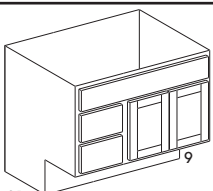
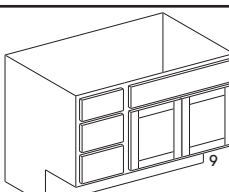
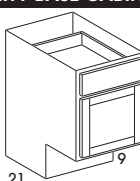
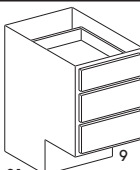
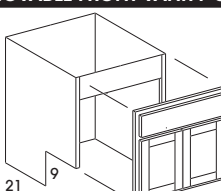
VANITY SINK DRAWER BASE – 32 1/2" HIGH – 21" DEEP

 <ul style="list-style-type: none"> Two butt doors Two drawers One false panel ADA Bases do not include an interior shelf due to the height and depth of the toe kick Toekick height: 9" Available width: 36" 	VSDB36ADA	16.0	524	633	639	671	740
---	-----------	------	-----	-----	-----	-----	-----

 <ul style="list-style-type: none"> Two doors, cabinet with center stile Two drawers One false panel ADA Bases do not include an interior shelf due to the height and depth of the toe kick Toekick height: 9" Available widths: 42" and 48" 	VSDB42ADA	18.0	609	735	752	790	885
	VSDB48ADA	21.0	642	773	778	817	907

ADA Vanity Cabinets – 21" Deep

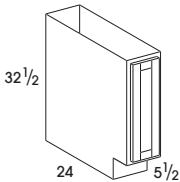
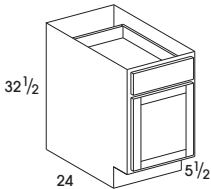
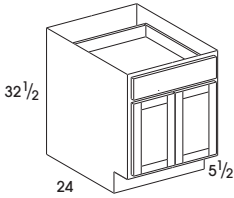
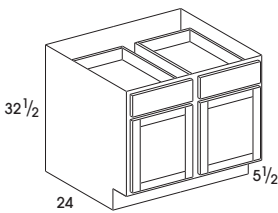
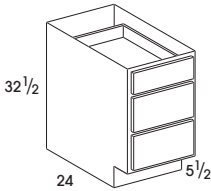
SPECIAL ORDER

<div>Design Tips:</div> <ul style="list-style-type: none">• Please confirm specifications with local code enforcement agencies prior to ordering; these items are non-returnable• ADA cabinets in HD are available by Truckload only; please see the Truckload section• Use Dartmouth pricing for Circa orders• All single-door cabinets are hinged left• Doors will be reversed during installation for right hinge applications• Special Order items are not in stock and require a longer lead time to deliver		SKU	cubes	INSIGHT	EXPRESSION				
				Hanover Saginaw	Dartmouth	Dartmouth 5-piece York	Berwyn	Hudson	
VANITY COMBO CABINET – 32 1/2" HIGH – 21" DEEP									
<div></div>	<ul style="list-style-type: none">• Single door• One false panel• VBL: drawers on left• VBR: drawers on right• For drawer arrangement info: see detailed spec on Wolf Toolbox• ADA Bases do not include an interior shelf due to the height and depth of the toekick• Toekick height: 9"• Available width: 30"	VBL30ADA	13.0	643	975	987	1036	1133	
		VBR30ADA	13.0	643	975	987	1036	1133	
<div></div>	<ul style="list-style-type: none">• Two butt doors• One false panel• VBL: drawers on left• VBR: drawers on right• For drawer arrangement info: see detailed spec on Wolf Toolbox• ADA Bases do not include an interior shelf due to the height and depth of the toekick• Toekick height: 9"• Available width: 36"	VBL36ADA	15.0	648	1000	1012	1063	1153	
		VBR36ADA	15.0	648	1000	1012	1063	1153	
<div></div>	<ul style="list-style-type: none">• Two butt doors• One false panel• VBL: drawers on left• VBR: drawers on right• For drawer arrangement info: see detailed spec on Wolf Toolbox• ADA Bases do not include an interior shelf due to the height and depth of the toekick• Toekick height: 9"• Available width: 42"	VBL42ADA	18.0	669	1039	1056	1109	1179	
		VBR42ADA	18.0	669	1039	1056	1109	1179	
VANITY BASE CABINET – 32 1/2" HIGH – 21" DEEP									
<div></div>	<ul style="list-style-type: none">• Single door• One drawer• ADA Bases do not include an interior shelf due to the height and depth of the toekick• Toekick height: 9"• Available widths: 12"-18"	VB12ADA	6.0	294	402	414	435	488	
		VB15ADA	7.0	310	408	449	471	510	
		VB18ADA	8.0	331	441	475	499	536	
VANITY DRAWER BASE CABINET – 32 1/2" HIGH – 21" DEEP									
<div></div>	<ul style="list-style-type: none">• Three drawers• ADA Bases do not include an interior shelf due to the height and depth of the toekick• Toekick height: 9"• Available widths: 12"-18"	VDB12ADA	6.0	361	534	672	706	690	
		VDB15ADA	7.0	381	576	716	752	729	
		VDB18ADA	8.0	417	599	737	774	776	
REMOVABLE FRONT VANITY CABINETS – 32 1/2" HIGH – 21" DEEP									
<div></div>	<ul style="list-style-type: none">• Interior finish: natural on stained products/white on painted products• Removable fronts are attached to the face frame using barrel catch hardware• Includes removable floor• Please see Spec sheet on the Wolf Toolbox for full, detailed dimensions before ordering• ADA Bases do not include an interior shelf due to the height and depth of the toekick• Toekick height: 9"	VSB30REMADA	13.0	679	828	865	908	1046	
		VSB36REMADA	16.0	758	894	932	979	1126	

ADA
COMPLIANT

Universal Design Base Cabinets – 24" Deep

SPECIAL ORDER

Design Tips:		SKU	cubes	INSIGHT	EXPRESSION					
<ul style="list-style-type: none">• Please confirm specifications with local code enforcement agencies prior to ordering; these items are non-returnable• Use Dartmouth pricing for Circa orders• All single-door cabinets are hinged left• Doors will be reversed during installation for right hinge applications• Special Order items are not in stock and require a longer lead time to deliver				Hanover Saginaw	Dartmouth	Dartmouth 5-piece York	Berwyn	Hudson		
BASE CABINET – 32 1/2" HIGH – 24" DEEP										
	<ul style="list-style-type: none">• One full height door• Shelves not available• UD Bases do not include an interior shelf due to the height and depth of the toekick• Toekick height: 5 1/2"• Available width: 9"	B09UD	5.0	275	394	394	414	439		
	<ul style="list-style-type: none">• Single door• One drawer• Shelves not available• UD Bases do not include an interior shelf due to the height and depth of the toekick• Toekick height: 5 1/2"• Available widths: 12"-21"	B12UD	6.0	310	418	429	450	504		
		B15UD	8.0	325	461	465	488	525		
		B18UD	9.0	356	489	489	513	556		
		B21UD	11.0	381	505	509	534	591		
	<ul style="list-style-type: none">• Two butt doors• One drawer• Shelves not available• UD Bases do not include an interior shelf due to the height and depth of the toekick• Toekick height: 5 1/2"• Available widths: 24"-36"	B24DDUD	12.0	417	542	585	614	682		
		B27UD	13.0	427	594	595	625	697		
		B30UD	15.0	439	622	625	656	716		
		B33UD	16.0	463	692	708	743	763		
		B36UD	18.0	488	751	755	793	796		
	<ul style="list-style-type: none">• Two doors, cabinet with center stile• Two drawers• Shelves not available• UD Bases do not include an interior shelf due to the height and depth of the toekick• Toekick height: 5 1/2"• Available width: 42"	B42UD	21.0	627	833	838	880	974		
DRAWER BASE CABINET – 32 1/2" HIGH – 24" DEEP										
	<ul style="list-style-type: none">• Three drawers• Hudson comes with recessed panel top drawer and raised panel bottom drawers• UD Bases do not include an interior shelf due to the height and depth of the toekick• Toekick height: 5 1/2"• Available widths: 12"-36"	DB12UD	6.0	452	633	652	685	703		
		DB15UD	8.0	479	681	703	738	743		
		DB18UD	9.0	504	721	737	774	802		
		DB21UD	11.0	529	764	783	822	849		
		DB24UD	12.0	555	804	819	860	888		
		DB30UD	15.0	592	933	948	995	1029		
		DB36UD	18.0	643	980	988	1037	1081		

Universal Design Base Cabinets – 24" Deep

SPECIAL ORDER

Design Tips:

- Please confirm specifications with local code enforcement agencies prior to ordering; these items are non-returnable
- Use Dartmouth pricing for Circa orders
- All single-door cabinets are hinged left
- Doors will be reversed during installation for right hinge applications
- Special Order items are not in stock and require a longer lead time to deliver

SKU

cubes

INSIGHT

EXPRESSION

Hanover
Saginaw

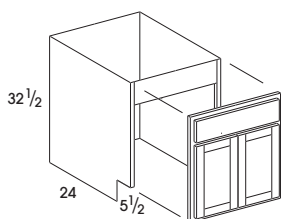
Dartmouth

Dartmouth 5-piece
York

Berwyn

Hudson

REMOVABLE FRONT BASE CABINETS – 32 1/2" HIGH – 24" DEEP



- Interior finish: natural on stained products/white on painted products
- Removable fronts are attached to the face frame using barrel catch hardware
- Includes removable floor
- Please see Spec sheet on the Wolf Toolbox for full, detailed dimensions before ordering
- UD Bases do not include an interior shelf due to the height and depth of the toekick
- Toekick height: 5 1/2"

SB30REMUD

15.0

745

872

911

957

1099

SB36REMUD

18.0

825

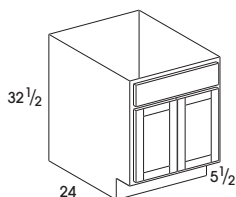
906

944

991

1167

SINK BASE CABINET – 32 1/2" HIGH – 24" DEEP



- Two butt doors
- One false panel
- UD Bases do not include an interior shelf due to the height and depth of the toekick
- Toekick height: 5 1/2"
- Available width: 24"-36"

SB24DDUD

12.0

344

408

455

478

564

SB27UD

13.0

356

446

465

488

570

SB30UD

15.0

390

470

474

498

586

SB33UD

16.0

407

489

489

513

612

SB36UD

18.0

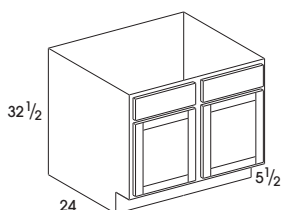
427

500

520

546

616



- Two doors, cabinet with center stile
- Two false panels
- UD Bases do not include an interior shelf due to the height and depth of the toekick
- Toekick height: 5 1/2"
- Available widths: 39" and 42"

SB39UD

19.0

439

512

554

582

682

SB42UD

21.0

459

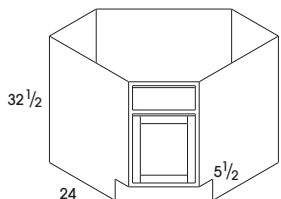
570

578

607

716

CORNER SINK BASE CABINET – 32 1/2" HIGH – 24" DEEP



- Single door
- One false panel
- Full cabinet
- UD Bases do not include an interior shelf due to the height and depth of the toekick
- Toekick height: 5 1/2"
- Available width: 36"

SCB36UD

26.0

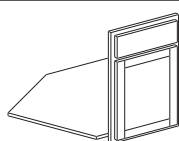
417

360

545

572

656



- Single door
- One false panel
- Face frame and floor only
- UD Bases do not include an interior shelf due to the height and depth of the toekick
- Toekick height: 5 1/2"
- Available width: 36"

SCB36FFUD

1.0

325

388

388

407

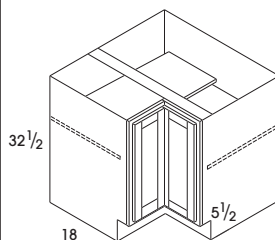
460

Universal Design Base Cabinets

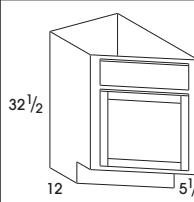
SPECIAL ORDER

Design Tips:	SKU	cubes	INSIGHT	EXPRESSION			
			Hanover Saginaw	Dartmouth	Dartmouth 5-piece York	Berwyn	Hudson
<ul style="list-style-type: none"> Please confirm specifications with local code enforcement agencies prior to ordering; these items are non-returnable Use Dartmouth pricing for Circa orders All single-door cabinets are hinged left Doors will be reversed during installation for right hinge applications Special Order items are not in stock and require a longer lead time to deliver 							

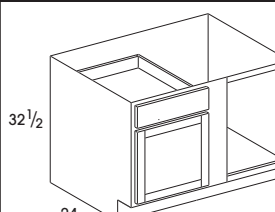
CORNER EASY REACH BASE - 32 1/2" HIGH - 24" DEEP

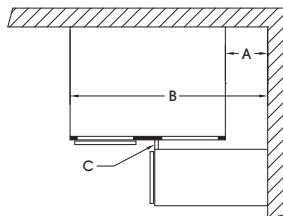
 <ul style="list-style-type: none"> Bifold doors Two adjustable shelves BER33: opening is 10 1/2" BER36: opening is 14 3/4" Saginaw and Hudson only: center panel is recessed due to size limitations UD Bases do not include an interior shelf due to the height and depth of the toekick Toekick height: 5 1/2" Available widths: 33" and 36" 	BER33UD	18.0	500	599	599	629	743
	BER36UD	26.0	518	612	612	643	815

BASE END CABINET - 32 1/2" HIGH - 12" DEEP

 <ul style="list-style-type: none"> Single door One false panel Choose right or left hand UD Bases do not include an interior shelf due to the height and depth of the toekick Toekick height: 5 1/2" Available width: 12" 	BEC12LUD	6.0	267	372	388	407	439
	BEC12RUD	6.0	267	372	388	407	439

BASE CORNER - 32 1/2" HIGH - 24" DEEP

 <ul style="list-style-type: none"> Single door One drawer One adjustable shelf Does not include filler UD Bases do not include an interior shelf due to the height and depth of the toekick Toekick height: 5 1/2" 	BC36UD	18.0	386	518	520	546	612
	BC42UD	21.0	459	581	585	614	677
	BC48UD	23.0	469	700	718	754	796



				A			B			C
SKU	Cabinet Width	Blind Opening	Center Stile	Minimum		Maximum	Minimum		Maximum	7/8 Hardware
				SO	FO		SO	FO		
BC36UD	27"	9"	6"	9 ^{3/4"}	10 ^{1/2"}	13 ^{1/2"}	36 ^{3/4"}	37 ^{1/2"}	40 ^{1/2"}	1 ^{3/4"}
BC42UD	36"	13 ^{1/2"}		5 ^{1/4"}	6"	9"	41 ^{1/4"}	42"	45"	
BC48UD	48"	19 ^{1/2"}		0"	0"	3"	48"	48"	51"	

A = Pull distance from wall

B = Cabinet distance from wall

C = Minimum filler width

SO = Standard Overlay (Hanover, Saginaw)

FO = Full Overlay (Berwyn, Dartmouth, Hudson, York)

Minimum filler width requirement (C) based on 7/8" high hardware

Note: Blind openings are right side: door and drawer can be reversed during installation for left blind application.

Universal Design Tall Cabinets

SPECIAL ORDER

Design Tips:

- Please confirm specifications with local code enforcement agencies prior to ordering; these items are non-returnable
- Use Dartmouth pricing for Circa orders
- Special Order items are not in stock and require a longer lead time to deliver

SKU

cubes

INSIGHT

Hanover
Saginaw

EXPRESSION


Dartmouth

Dartmouth 5-piece
York

Berwyn

Hudson

UTILITY CABINET – 24" DEEP



- Two doors
- Shelves not included
- **Unfinished toeckick is attached to all utility cabinets**
- Toeckick height: 5 1/2"
- Available width: 18"

U188424UD

21.0

665

775

775

814

1392

U189024UD

23.0

708

839

839

881

1429

U189624UD

24.0

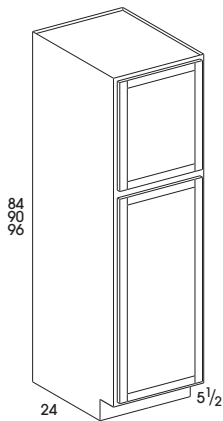
760

891

891

936

1595



- Two doors
- Shelves not included
- **Unfinished toeckick is attached to all utility cabinets**
- Toeckick height: 5 1/2"
- Available width: 24"

U248424UD

28.0

894

1052

1052

1105

1729

U248424DDUD

28.0

904

1098

1098

1153

1806

U249024UD

30.0

914

1104

1104

1159

1767

U249024DDUD

30.0

925

1157

1157

1215

1854

U249624UD

32.0

1027

1202

1202

1262

2114

U249624DDUD

32.0

1038

1255

1255

1318

2218

SKU

cubes

White

Natural

UTILITY CABINET SHELF

- SHELFKIT includes four shelves and clips
- SHELF includes single shelf only, no clips
- 1824 shelf: 22³/₁₆" x 16³/₁₆"
- 2424 shelf: 22³/₁₆" x 22³/₁₆"

U1824SHELFKIT

1.0

175

175

U2424SHELFKIT

1.0

175

175

U1824SHELF

1.0

81

81

U2424SHELF

1.0

81

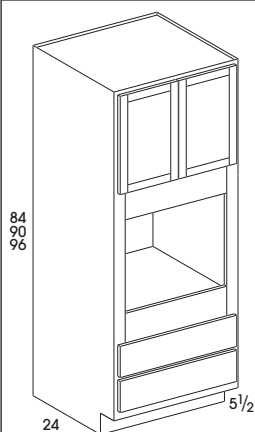
81

Universal Design Tall Cabinets

SPECIAL ORDER

Design Tips: <ul style="list-style-type: none"> Please confirm specifications with local code enforcement agencies prior to ordering; these items are non-returnable Use Dartmouth pricing for Circa orders Special Order items are not in stock and require a longer lead time to deliver 	SKU	cubes	INSIGHT	EXPRESSION			
			Hanover Saginaw	Dartmouth	Dartmouth 5-piece York	Berwyn	Hudson

OVEN CABINET – 24" DEEP



- Two butt doors
- No shelves included in upper cabinet
- If desired order OCSHELF below for 90" and 96" tall oven cabinets
- Two bottom drawers
- Inside opening is natural/white
- **See cabinet specs on the Wolf Toolbox for details before ordering**
- Toekick height: 5 1/2"
- Available width: 33"

OC338424UD	39.0	1375	1585	1592	1672	1959
OC339024UD	42.0	1499	1742	1796	1886	2103
OC339624UD	44.0	1525	1802	1809	1899	2264

SKU	cubes	White	Natural
-----	-------	-------	---------

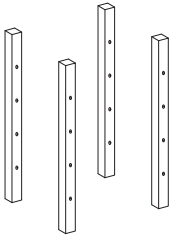
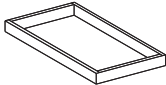
UTILITY CABINET SHELF

- Full depth 3/4" shelf to add to the upper cabinet of 90" and 96" tall cabinet
- 22 3/16" x 31 3/16"
- Shelf clips must be ordered separately

OC3324SHELF	1.0	81	81
-------------	-----	----	----

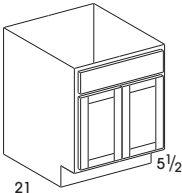
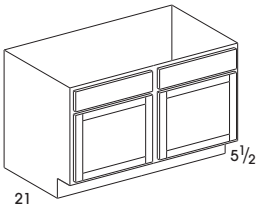
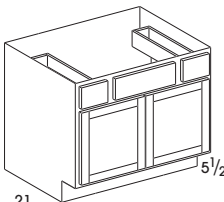
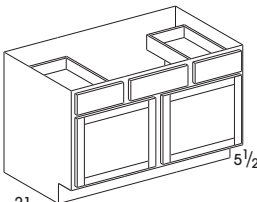
Universal Design Tall Cabinets

SPECIAL ORDER

	SKU	cubes	All Door Styles Used in 24" deep cabinets			
PULL-OUT INSTALL KIT (REQUIRED WITH PULL-OUT SHELVES)						
	<ul style="list-style-type: none">• Required to install pull-out shelves• Can be used with side-mount or undermount Soft Close glides• Multiple pull-out shelves can be used with one installation kit• Kits include four pilasters with predrilled holes and mounting hardware• Tall cabinets require two installation kits, depending on tray locations	ROINSTKIT	1.0	76		
PULL-OUT SHELF FOR BASE AND TALL CABINETS						
	<ul style="list-style-type: none">• Single drawer• Inside height - 1 1/2"• Overall height - 2 1/4"• Solid wood dovetail construction• Includes 5/8" thick dovetailed drawer• 75 lb. capacity per shelf• FIELD INSTALLED• For full installation details see the installation guide included with the product or visit Wolf Toolbox• Available widths: 12"-36"	POS12 7 1/2" x 21 3/4"	1.0	50	POSSC12	106
		POS15 10 1/2" x 21 3/4"	1.0	57	POSSC15	110
		POS18 13 1/2" x 21 3/4"	1.0	64	POSSC18	114
		POS21 16 1/2" x 21 3/4"	1.0	70	POSSC21	118
		POS24 19 1/2" x 21 3/4"	1.0	77	POSSC24	106
		POS27 22 1/2" x 21 3/4"	1.0	81	POSSC27	127
		POS30 25 1/2" x 21 3/4"	1.0	87	POSSC30	131
		POS33 28 1/2" x 21 3/4"	1.0	97	POSSC33	135
		POS36 31 1/2" x 21 3/4"	1.0	101	POSSC36	139

Universal Design Vanity Cabinets – 21" Deep

SPECIAL ORDER

Design Tips: <ul style="list-style-type: none">• Please confirm specifications with local code enforcement agencies prior to ordering; these items are non-returnable• Use Dartmouth pricing for Circa orders• Special Order items are not in stock and require a longer lead time to deliver				INSIGHT	EXPRESSION			
			cubes	Hanover Saginaw	Dartmouth	Dartmouth 5-piece York	Berwyn	Hudson
		SKU						
VANITY SINK BASE – 32 1/2" HIGH – 21" DEEP								
	<ul style="list-style-type: none">• Two butt doors• One false panel• UD Bases do not include an interior shelf due to the height and depth of the toe kick• Toekick height: 5 1/2"• Available widths: 24"-36"	VSB24DDUD	11.0	335	378	415	436	529
		VSB27UD	12.0	344	408	431	453	536
		VSB30UD	13.0	361	437	444	466	556
		VSB33UD	14.0	381	446	455	478	570
		VSB36UD	16.0	397	466	469	492	596
	<ul style="list-style-type: none">• Two doors, cabinet with center stile• Two false panels• UD Bases do not include an interior shelf due to the height and depth of the toe kick• Toekick height: 5 1/2"• Available width: 48"	VSB48UD	21.0	469	542	550	578	703
VANITY SINK DRAWER BASE – 32 1/2" HIGH – 21" DEEP								
	<ul style="list-style-type: none">• Two butt doors• Two drawers• One false panel• UD Bases do not include an interior shelf due to the height and depth of the toe kick• Toekick height: 5 1/2"• Available width: 36"	VSDB36UD	16.0	524	633	639	671	740
	<ul style="list-style-type: none">• Two doors, cabinet with center stile• Two drawers• One false panel• UD Bases do not include an interior shelf due to the height and depth of the toe kick• Toekick height: 5 1/2"• Available widths: 42" and 48"	VSDB42UD	18.0	609	735	752	790	885
		VSDB48UD	21.0	642	773	768	806	907

Universal Design Vanity Cabinets – 21" Deep

SPECIAL ORDER

Design Tips:

- Please confirm specifications with local code enforcement agencies prior to ordering; these items are non-returnable
- Use Dartmouth pricing for Circa orders
- All single-door cabinets are hinged left
- Doors will be reversed during installation for right hinge applications
- Special Order items are not in stock and require a longer lead time to deliver

SKU

cubes

INSIGHT

EXPRESSION

Hanover
Saginaw

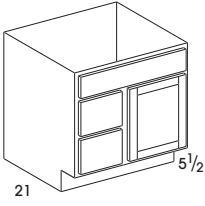
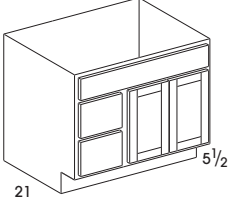
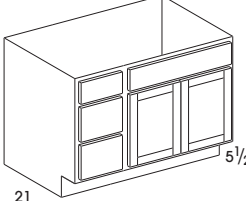
Dartmouth

Dartmouth 5-piece
York

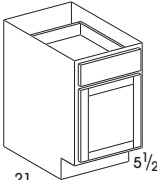
Berwyn

Hudson

VANITY COMBO CABINET – 32 1/2" HIGH – 21" DEEP

	<ul style="list-style-type: none"> • Single door • One false panel • VBL: drawers on left • VBR: drawers on right • For drawer arrangement info: see detailed spec on Wolf Toolbox • UD Bases do not include an interior shelf due to the height and depth of the toekick • Toekick height: 5 1/2" • Available width: 30" 	VBL30UD	13.0	643	975	987	1036	1133
		VBR30UD	13.0	643	975	987	1036	1133
	<ul style="list-style-type: none"> • Two butt doors • One false panel • VBL: drawers on left • VBR: drawers on right • For drawer arrangement info: see detailed spec on Wolf Toolbox • UD Bases do not include an interior shelf due to the height and depth of the toekick • Toekick height: 5 1/2" • Available width: 36" 	VBL36UD	15.0	648	1000	1012	1063	1153
		VBR36UD	15.0	648	1000	1012	1063	1153
	<ul style="list-style-type: none"> • Two butt doors • One false panel • VBL: drawers on left • VBR: drawers on right • For drawer arrangement info: see detailed spec on Wolf Toolbox • UD Bases do not include an interior shelf due to the height and depth of the toekick • Toekick height: 5 1/2" • Available width: 42" 	VBL42UD	18.0	669	1039	1056	1109	1179
		VBR42UD	18.0	669	1039	1056	1109	1179

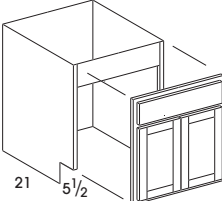
VANITY BASE CABINET – 32 1/2" HIGH – 21" DEEP

	<ul style="list-style-type: none"> • Single door • One drawer • UD Bases do not include an interior shelf due to the height and depth of the toekick • Toekick height: 5 1/2" • Available widths: 12"-18" 	VB12UD	6.0	294	402	414	435	488
		VB15UD	7.0	310	408	449	471	510
		VB18UD	8.0	331	441	475	499	536

VANITY DRAWER BASE CABINET – 32 1/2" HIGH – 21" DEEP

	<ul style="list-style-type: none"> • Three drawers • UD Bases do not include an interior shelf due to the height and depth of the toekick • Toekick height: 5 1/2" • Available widths: 12"-18" 	VDB12UD	6.0	361	534	672	706	690
		VDB15UD	7.0	381	576	716	752	729
		VDB18UD	8.0	417	599	737	774	776

REMOVABLE FRONT VANITY CABINETS – 32 1/2" HIGH – 21" DEEP

	<ul style="list-style-type: none"> • Interior finish: natural on stained products/white on painted products • Removable fronts are attached to the face frame using barrel catch hardware • Includes removable floor • Please see Spec sheet on the Wolf Toolbox for full, detailed dimensions before ordering • UD Bases do not include an interior shelf due to the height and depth of the toekick • Toekick height: 5 1/2" 	VSB30REMUD	13.0	679	828	865	908	1046
		VSB36REMUD	16.0	758	894	932	979	1126

TRUCKLOAD PROGRAM

For large projects, Wolf Classic offers a robust special order truckload program.

Upgrades and replacements are a big part of the housing rental business, where controlling costs and maximizing profit are always paramount. Equally important is the speed with which you complete your rehab project. We understand that empty units don't generate income.

Wolf's expanded truckload program offers a wide selection of construction and color options, giving you the flexibility to adjust features based on your project requirements. Whether you need to keep costs lower with particleboard or upgrade to our Heavy Duty specification, Wolf Classic can deliver exactly what you need with the trusted reliability you've come to expect from Wolf.



Truckload orders can be made for any of the Wolf Classic door styles.



Dartmouth



Dartmouth 5-piece



York



Berwyn



Hudson



Circa



Trenton



Hanover



Saginaw



Somerset

- Despite plans to change the spec, all pricing begins with the standard list price for that item
- For truckload orders in ADA construction, start with pricing from the ADA section of this price guide
- Heavy-Duty construction is available only on bases, tall and vanities
- Quote for 9 items or less: 2 business days
- Quotes for 10 items or more: 5 business days
- Truckload order form required – see page 65
- SOMERSET Truckload orders available with in stock SKU's only

Truckload Only

TRUCKLOAD OPTIONS

CHOOSE FINISH — Please order a sample door before placing your full truck order.

STANDARD WOLF COLORS

Color Category 1

Chestnut
Dark Sable
Grey
Heritage Brown
Honey

Color Category 2

Antique White Paint
Pewter Paint
Opal Paint
White Paint

NON STANDARD WOLF COLORS

Color Category 3

Auburn
Cinnamon
Natural
Onyx
Royal

COMPETITIVE COLOR MATCH

Color Category 4

This option is specifically designed for matching competitive specifications to win a project order.

Stains only. This is not a custom paint program. 15 business days' lead time for pricing upon receipt of color sample.

Note: Somerset and Trenton are not available with expanded finish options.

CHOOSE SPECIFICATIONS


STANDARD SPECIFICATIONS

With all plywood construction, solid wood dove-tailed drawers and Maple doors and face frames, Wolf's standard specifications meet or exceed any competitor. Most styles also include Soft Close on both door and drawers.



HD HEAVY-DUTY SPECS

For extreme use applications, choose our HD specification with all the features of our standard product plus a 3/4" solid pressure-treated toekick in 4 1/4" standard and 5 1/2" or 9" ADA.



Note: 9" ADA toekick in HD is comprised of 5 1/2" pressure-treated material and 3 1/2" standard plywood.

ADA COMPLIANT UNIVERSAL DESIGN SPECS


In addition to our standard offering, Wolf Classic also offers items designed to meet the Americans with Disabilities Act guidelines. ADA cabinets are 32 1/2" in height and available in all colors with a 5 1/2" or 9" tall toekick.



Note: Somerset is not available for HD or ADA specifications.

CHOOSE CONSTRUCTION

FEATURES



Plywood Construction
Particle Board Sides – Finished
Particle Board Sides – Unfinished



Non Soft Close Glide



Soft Close Glide



Non Soft Close Hinge



Soft Close Hinge

Note: Soft Close Hinge not available in Saginaw

Note: Somerset is not available for construction changes.

ORDERING GUIDELINES

The products shown in this section are available as special order in full-truck quantities only. Truckload orders will deliver direct from Wolf's manufacturing facility. Please review the requirements below in order to participate in our Truckload program.

PRODUCT MIX

Truckload orders must consist of a single door style in a single color. Mixing of styles and/or colors is not permitted. You can, however, mix construction styles (Heavy-Duty, ADA, UD, Standard) on the same truck as long as the door style/color is exactly the same. Special order material must be purchased in truckload quantities (except ADA in some cases). Single cabinets or quantities falling below the truckload requirement are not available for special order styles/colors. Please be sure to double-check your orders to ensure you have not missed any items.

QUANTITY

Truckload orders must fall between a minimum of 2200 cubes (including panels, mouldings and accessories) or 220 cabinets (not including panels, mouldings & accessories) and a maximum of 3150 cubes. Any order over the minimum – whether special order or in-stock material – will be delivered factory direct. (Ex: if you order 2200+ cubes of Saginaw Honey, an in-stock style/color combination, it will be delivered factory direct despite being an inventoried item.)

TIMEFRAME

Please confirm current lead times with your Wolf Sales Consultant. Lead times may vary due to current production capabilities and product demand. **Turnaround time begins once the order confirmation is approved.** The delivery date provided on the confirmation is the earliest date available. If you would like a later date, please communicate with Wolf Customer Care to update your order. Once the order confirmation is approved, the delivery date cannot be changed without penalty. Delivery date changes can only be made in the event of inclement weather. Any non-weather-related delivery change will result in additional freight charges where applicable. Customer Care will contact you within 48 hours with your delivery date.

FREIGHT

Truckload orders are FOB from our manufacturing facility. Please request a shipping estimate early in the process to ensure you understand all costs associated with your order. If there is a delay between your estimate and order placement, please ask for an updated shipping estimate.

CHANGES

Once your acknowledgement has been approved, the order has been placed into production. No changes can be made after you have approved your order.

TOUCH UP KITS AND STORAGE SOLUTION ITEMS

Touch-up kits and storage solution accessories are available for purchase. They cannot ship on the truck with your truckload order. We will coordinate the timing to arrive near the delivery of your truckload.

UNLOAD TIME

You will be contacted with a delivery time. Please be prepared to unload the truck immediately upon arrival. There is a 2-hour window allowed for unloading. Detention fees will be charged when that 2-hour window is exceeded.

MOULDING QUANTITIES

All fillers, toekicks and mouldings are sold in full carton quantities as specified to the right. We are unable to break cartons.

Truckload Only

TRUCKLOAD QUOTE FORM – REQUIRED

- Truckload orders must consist of a single door style in a single color. Mixing of styles and/or colors is not permitted.
- You can mix construction styles (Heavy Duty, ADA, Standard) on the same truck as long as the door style/color is exactly the same.
- Truckload orders must fall between a minimum of 2200 cubes (including panels, mouldings & accessories) or 220 cabinets (not including panels, mouldings and accessories) and a maximum of 3150 cubes.
- Any order over the minimum – whether special order or in-stock material – will be delivered factory direct. (Ex: if you order 2200+cubes of Saginaw Honey, an in-stock style/color combination, it will be delivered factory direct despite being an inventoried item.)
- Lead times may vary due to current production capabilities and product demand. Turnaround time begins once the order acknowledgement is approved. The delivery date provided on the acknowledgment is the earliest date available.
- Truckload orders are FOB from our manufacturing facility.
- Once your acknowledgement has been approved, the order has been placed into production. No changes can be made after you have approved your order.

DOOR STYLE	TOEKICK OPTIONS	HINGE OPTIONS	CONSTRUCTION OPTIONS	DRAWER GLIDE OPTIONS
<input type="checkbox"/> Dartmouth	<input type="checkbox"/> 4" Standard 34½" High Base	<input type="checkbox"/> Soft Close (not available in Saginaw)	<input type="checkbox"/> All Plywood/Finished Ends	<input type="checkbox"/> Soft Close
<input type="checkbox"/> Dartmouth 5-piece	<input type="checkbox"/> 4" Standard HD 34½" High Base	<input type="checkbox"/> Standard Base	<input type="checkbox"/> Particle Board/Finished Ends	<input type="checkbox"/> Standard
<input type="checkbox"/> York	<input type="checkbox"/> 9" ADA 32½" High Base		<input type="checkbox"/> Particle Board/Unfinished Ends	
<input type="checkbox"/> Berwyn	<input type="checkbox"/> 9" ADA HD 32½" High Base			
<input type="checkbox"/> Hudson	<input type="checkbox"/> 5½UD 32½" High Base			
<input type="checkbox"/> Circa	<input type="checkbox"/> 5½UD 32½" High Base			
<input type="checkbox"/> Trenton				
<input type="checkbox"/> Hanover				
<input type="checkbox"/> Saginaw				

Note: Somerset is not available.

COLOR OPTIONS	
STANDARD WOLF COLORS – Category 1 <input type="checkbox"/> Chestnut <input type="checkbox"/> Crimson <input type="checkbox"/> Dark Sable <input type="checkbox"/> Grey <input type="checkbox"/> Heritage Brown <input type="checkbox"/> Honey	SPECIAL ORDER COLORS – Category 3 <input type="checkbox"/> Auburn <input type="checkbox"/> Crimson <input type="checkbox"/> Natural <input type="checkbox"/> Onyx <input type="checkbox"/> Royal
STANDARD WOLF COLORS – Category 2 <input type="checkbox"/> Antique White Paint <input type="checkbox"/> Pewter Paint <input type="checkbox"/> Opal Paint <input type="checkbox"/> White Paint	SPECIAL ORDER COLORS – Category 4 <input type="checkbox"/> This option is specifically designed for matching competitive specifications to win a project order. <u>Stains only.</u> This is not a custom paint program. 15 Business days lead time for pricing upon receipt of color sample.

Note: Somerset and Trenton are not available for color options.

Sold to Company: _____ WOLF Account #: _____

Ship Location: _____ PO #: _____

Contact: _____ Phone #: _____

Email: _____ Fax #: _____

If Jobsite Delivery:

Jobsite Contact: _____ Phone #: _____

Jobsite Address: _____



WOLF HOME PRODUCTS®

Fax this completed for to 717-792-4052
Email to: KBCSDirect@wolfhomeproducts.com

WOLF DIRECT TRUCKLOAD OPTIONS PROGRAM OUTLINE

FINISH	DARTMOUTH	DARTMOUTH 5-PIECE	YORK	BERWYN	HUDSON	CIRCA	TRENTON	HANOVER	SAGINAW
BROWNSTONE	•	•	N/A	N/A	N/A	•	N/A	•	N/A
CHESTNUT	•	•	•	N/A	•	•	N/A	•	•
CRIMSON	•	•	N/A	N/A	•	•	N/A	•	•
CRIMSON w/GLAZE	N/A	N/A	N/A	N/A	•	N/A	N/A	N/A	N/A
DARK SABLE	•	•	•	N/A	•	•	N/A	•	•
GREY STAIN	•	•	•	N/A	•	•	N/A	•	•
HERITAGE BROWN	•	•	•	N/A	•	•	N/A	•	•
HERITAGE BROWN w/GLAZE	N/A	N/A	N/A	N/A	•	N/A	N/A	N/A	N/A
HONEY	•	•	•	N/A	•	•	N/A	•	•
ANTIQUE WHITE PAINT	•	•	•	•	•	N/A	N/A	N/A	•
OPAL PAINT	•	•	•	•	•	N/A	N/A	N/A	N/A
PEWTER PAINT	•	•	•	•	N/A	N/A	N/A	N/A	N/A
POWDER WHITE PAINT	N/A	N/A	N/A	N/A	N/A	N/A	•	N/A	N/A
WHITE PAINT	•	•	•	•	•	N/A	N/A	N/A	•
SHALE	N/A	N/A	N/A	N/A	N/A	N/A	•	N/A	N/A
WOODLAND BROWN	N/A	N/A	N/A	N/A	N/A	N/A	•	N/A	N/A

NON-STANDARD FINISH - EMAIL or FAX FOR QUOTE

FINISH	All Door Styles except Somerset and Trenton
AUBURN	
CINNAMON	
NATURAL	
ONYX	
ROYAL	

COMPETITIVE COLOR MATCH REQUIRES A MINIMUM OF (6) TRUCKLOADS

All Door Styles except Somerset and Trenton

CONSTRUCTION OPTIONS - EMAIL or FAX FOR QUOTE

PARTICLE BOARD SIDES WITH FINISHED ENDS	•
PARTICLE BOARD SIDES WITH UNFINISHED ENDS	•
HEAVY DUTY TOEKICK (4½" High Only)	Add \$40 to List

HARDWARE OPTIONS - EMAIL or FAX FOR QUOTE

UPGRADE DRAWER GLIDE TO FULL EXTENSION	Add \$60 per Drawer
DEDUCT DRAWER GLIDE TO NON SOFT CLOSE	Subtract \$60 per Drawer
DEDUCT HINGE TO NON SOFT CLOSE	•
UPGRADE HINGE TO SOFT CLOSE	N/A

Note: Somerset is not available with construction or hardware options.

TRUCKLOAD CALCULATIONS

All list price adds and subtracts are based on the original list price.
The are not cumulative calculations

FILLERS	CARTON QTY
F330	10
F396	10
F630	5
F696	5
FF330	10
FF396	10
FWF336	10
FWF342	10
WF336	10
WF342	10
WF636	5
WF642	5

MOULDING

MOULDING	CARTON QTY
BFOOT	10
BSKIN	4
CCROWN134	8
CORBEL	10
FB	4
LEG	10
LGCROWN4	4
MBAT	36
MDENTIL	18
MICW	12
MLR	12
MOCW	12
MQR	12
MROPE	30
MSW	36
P4896	10
REVCROWN	4
SLGCROWN4	4
SMCROWN214	8
SMDS	10
SSMCROWN214	4
STCROWN	4
TFOOT	10
TOEKICK	12
TOEKICKADA	12
WSKIN	8

PARTS

PARTS	BULK QTY*
BCGLIDEG	30
BERDOORHINGE	20
BERDOORPLATE	20
BERPIANOHINGE	20
BERPIANOPLATE	20
BUMPERPAD	7200
CGUNIVSOCKETG	200
FALSEFRONTCLIPS	500
FOHINGE6G	300
HINGE6G	300
PLASTICSHIMS	5000
POSLIDEG	20
POSHARDWARE	25
POSSOCKETLG	100
POSSOCKETRG	100
ROLLERS	500
SCDOOR	700
SCREWS	500
SHCLIP	3000
SOFTHINGE6G	250
SOFTHINGEG	300
UMBCGLIDEG	15
UMDRWLOCKLG	200
UMDRWLOCKRG	200
UMVCGLIDEG	15
VCGLIDEG	30

* Accessories required to be purchased in bulk quantities

TRENTON: Shale and Woodland Brown use Oak face frames and accessories to better match door's finish appearance.

WOLF CLASSIC | 5-YEAR LIMITED WARRANTY

Wolf Classic cabinets have been manufactured under the highest standards of quality and workmanship.

FIVE-YEAR LIMITED WARRANTY ON CABINETS, DRAWER GUIDE AND HINGES

Wolf Home Products warrants to original consumer purchasers for five years from date of original purchase that cabinets, drawers, drawer guides and hinges used in the manufacture of Wolf Classic cabinets shall be free from defects in material and workmanship under normal use.

GENERAL WARRANTY GUIDLINES

Should Wolf Classic cabinets fail during the applicable warranty period due to defects in the material or workmanship under normal use, Wolf Home Products, at its discretion, will repair or provide the parts necessary to replace the defective products.

This warranty is applicable only to products used in residential applications in the United States and is not transferable. This warranty does not cover products that are misused, abused, mishandled, improperly installed, improperly stored, changed, modified or subject to extreme temperatures or extreme moisture levels, or normal wear and tear. This warranty is not valid for products used for any purpose other than the purpose for which they were originally intended. This warranty does not cover the cost of installation, removal, subsequent damage or transportation of the defective product, regardless of whether the work was performed by a contractor, service company or the consumer.

Variations in color and grain pattern are a natural characteristic of wood. Color changes also may result from exposure to light, heat, smoke, household cleaners, and other elements and environmental conditions that are part of the aging process. These material variations and changes are not covered by this warranty. Wolf Home Products reserves the right to substitute for discontinued product the most similar product in styling, wood species and color available at the time a claim is submitted.

Paint finishes are uniquely different from standard wood finishes. On all wood products, expansion and contraction are typical due to changes in climate conditions. Due to this normal movement, paint finishes may develop slight separation lines, finish breaks and seam lines. With use of selected hardwoods and veneers, some grain patterns and wood characteristics (checks, pin knots) as well as seams and joints will remain visible through the paint finish. Over time, there may be a slight color shift, due to exposure to natural and artificial light. These normal conditions are not considered quality defects and are not covered by this warranty.

THIS WARRANTY IS THE EXCLUSIVE WARRANTY OF WOLF HOME PRODUCTS AND IS IN LIEU OF AND WOLF HOME PRODUCTS DISCLAIMS ALL OTHER WARRANTIES, EXPRESS OR IMPLIED, INCLUDING THE IMPLIED WARRANTIES OF MERCHANTABILITY AND FITNESS FOR A PARTICULAR PURPOSE. Some states do not allow the exclusion or limitation of incidental or consequential damages, so the above limitations or exclusions may not apply to you. This warranty gives you specific legal rights and you may also have other rights that vary from state to state.

To submit a claim under this warranty, contact your nearest Wolf Classic cabinets dealer or send a letter explaining the defect along with photos and a dated sales receipt as proof of purchase to the address below.

Wolf Classic Cabinets
Attn: Warranty Claims
20 West Market Street
York, PA 17401
800-234-9653
fax: 717-792-4052
WolfCabinetsWarranty@wolfhomeproducts.com



Wolf strives to ensure all pricing and specifications are accurate. However, in instances where there are discrepancies between 20/20 and the list pricing and product specification guide, use the current guide as the rule. If you are in doubt about any pricing or specifications please contact your Wolf Sales Consultant or Wolf Customer Care.



Wolf Home Products® is an innovator in the building products industry. We've cultivated more than 175 years of business experience into a total satisfaction guarantee. With our vast inventory of kitchen and bath, outdoor living and building products, we deliver your orders in a fraction of the time and ensure you get unparalleled value — when and where you need it. Wolf stands behind our service because, above all, Wolf stands behind you.



Kitchen & Bath



Outdoor Living



Building Products

wolfhomeproducts.com | © 2019 Wolf Home Products. All Rights Reserved.

All photos and colors are representative of product. Please review an actual product sample with your dealer before making your final selection.

