

Kalidor Cabinet Door Order Form Instructions

Step 1: Select Type of Order:

New: Unique order not associated to any previous order.

Addition: Error or omission on part of **cabinet maker** on order already produced and delivered during the previous 30 days.

Remake: Error or omission on part of **manufacturer**, (remakes involve no cost to cabinet maker.)

Step 2: Complete ALL Required Information:

* Must have an active Würth Baer Supply Account

Step 3: Select Door Model: Enter Polyester Model # or Melamine Model

Polyester Collection: XL 400, XL 490, XL 500, XL 590, XL 800

Melamine Collection: Shaker: 2-1/8" (45°), 2-1/8" (90°), 2-7/8" (45°), 2-7/8" (90°) or Slab

Step 4: Select Door Color: (35 Tafisa colors to choose from!)

L105 - Snowfall

L492 - White Chocolate

L493 - Milk Chocolate

L494 - Dark Chocolate

L495 - Portobello

L496 - Monaco

L530 - Latitude North

L533 - Latitude East

L540 - Summer Breeze

L542 - Autumn Leaves

L543 - Spring Blossom

L545 - Northern Plain

L555 - Maritime Dune

L556 - Laurentian Path

L557 - Rocky Mountain

M2001 - Tete A Tete

M2002 - Sunset Cruise

M2003 - Weekend Getaway

M2004 - Winter Fun

M2005 - Sunday Brunch

M2006 - Tea For Two

M2007 - Casting At First Light

M2010 - After-Hours

M2011 - Stargazer

M2013 - Summertime Blues

M2014 - Sugar On Ice

M2015 - Apres-Ski

M2031 - Crème De La Crème

M2034 - Home Sweet Home

M2035 - Black Tie

M2051 - First Dance

M2053 - Brass Band

M2054 - Sunday Stroll

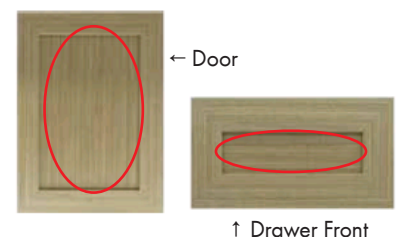
M2055 - Ganache

M2056 - Night Owl

Step 5: Select Door or Drawer Front: Enter Door or Drawer Front

Door: Panel where the woodgrain of the 1/4" Melamine center is vertical

Drawer Front: Panel where the woodgrain of the 1/4" Melamine center is horizontal



Step 6: Enter Door/Drawer Quantity

Step 7: Enter Width and Height of Door/Drawer

If your order consists solely of standard 1/4" melamine woodgrain center panels, please skip to Step 12.

If your order includes any of the five decorative center panel options, please continue with Steps 8 thru 11.

Kalidor Cabinet Door Order Form Instructions



Step 8: Horizontal Cross-Piece: Enter measurement from the top of the door to the center of the horizontal cross-piece.



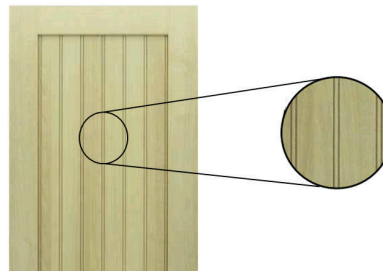
← Horizontal Cross-Piece Distance

Step 9: Glass Frame: Enter Yes or No



← Glass Frame:
Frame only. No Center.
A vinyl molding to be inserted in the groove supplied in order to hold the glass in place.

Step 10: Grooved Center: Enter Yes or No

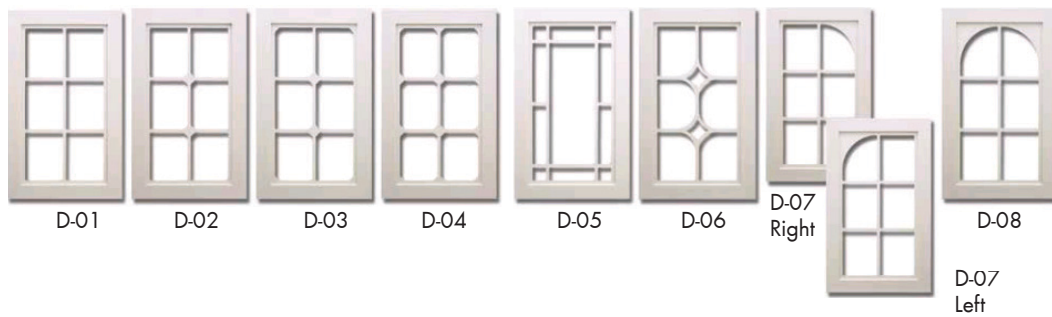


Grooved Center →

Step 11: Select Mullion Inserts: Enter D-01, D-02, D-03, D-04, D-05, D-06, D-07 (right), D-07 (left), D-08 or D-09



D-09



D-01

D-02

D-03

D-04

D-05

D-06

D-07
Right

D-07
Left

D-08

Step 12: Special Instructions: Enter special instructions for your order.

Step 13: Send completed form to: Würth Baer Supply via fax: 888-558-2237 or
Email: customerservice@wurthbaersupply.com