

**Würth Baer Supply**

# **JB CUTTING**

## **CABINET DOORS, DRAWERS & TRIM**



**TAFISA**<sup>®</sup>  
3DL & 5PC  
Wrapped Designs




Source Code: BP3331

## 3DL DOORS, DRAWERS & TRIM


**3D Laminates** are thin decorative thermoplastic overlays laminated to carved or shaped MDF panels. This material wraps seamlessly around the edges as well as the interior cut-outs which helps seal the panelcore. The soft edges mimic solid wood while guarding against moisture and bacteria and simplifies any cleanup. 3DL components with hardwood or exotic wood designs save these species from harvest while offering higher durability and easier maintenance. The most common core material used in 3DL panels is MDF, a better-than-carbon-neutral CARB2 compliant LEED-friendly material.



SLAB



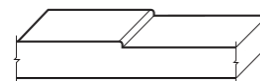
RAISED PANEL



Door = 2.25" Stiles & Rails  
Dwr = 1.18" Stiles, 2.25" Rails



SHAKER



Door = 2.25" Stiles & Rails  
Dwr = 1.18" Stiles, 2.25" Rails

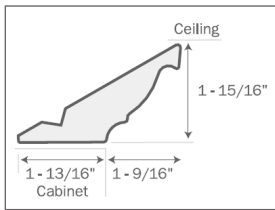
## DECORATIVE TRIM

Multiple crown, base, cap, scribe and shoe are available to finish off your space and add interest.

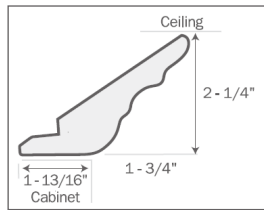




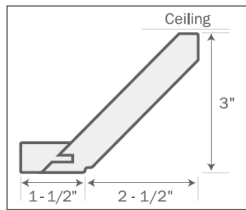
# CROWN



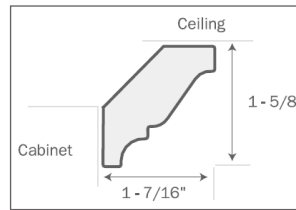
**A100**  
Top Mount



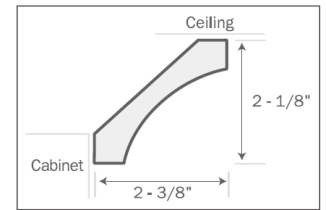
**A112**  
Top Mount



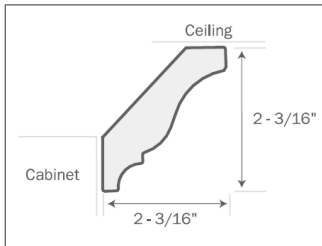
**A130**  
Top Mount



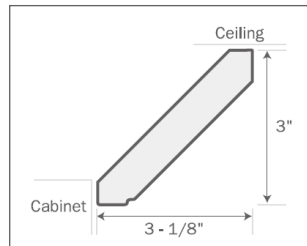
**A102**  
Face Mount



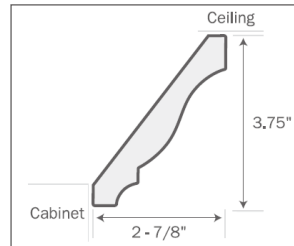
**A114**  
Face Mount



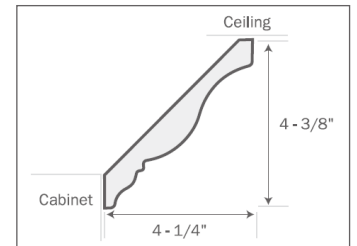
**A101**  
Face Mount



**A140**  
Face Mount

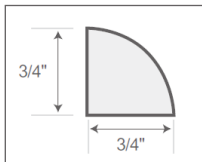


**A141**  
Face Mount

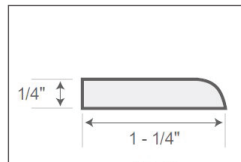


**A107**  
Face Mount

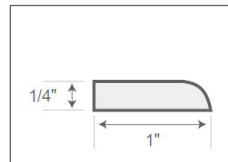
# BASE



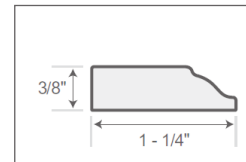
**A104**  
Shoe Molding



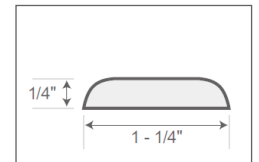
**A103**  
Base/Scribe




**A151**  
Base/Scribe



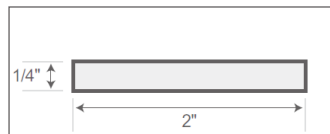
**A121**  
Base/Scribe



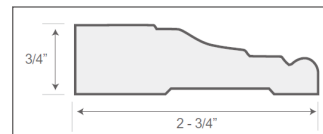
**A203**  
Base/Scribe



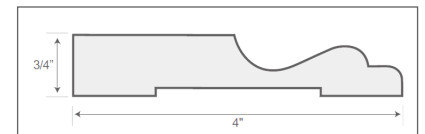
**A109**  
Base/Scribe



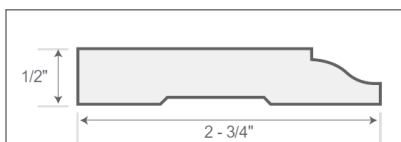
**A110**  
Base/Scribe



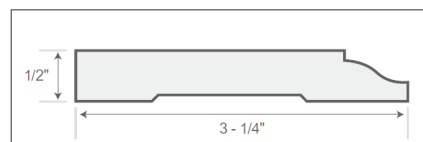
**A106**  
Base/Scribe



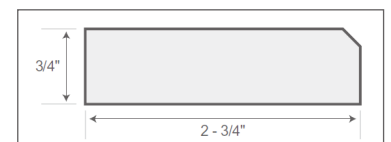
**A150**  
Base/Scribe



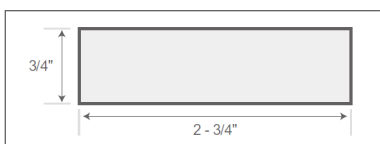
**A122**  
Base Molding



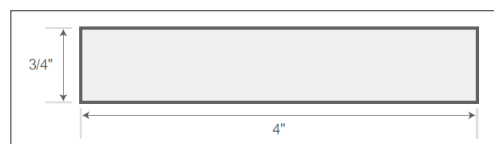
**A123**  
Base Molding



**A155**  
Base/Scribe



**A294**  
Base Molding




**A494**  
Base Molding

## 3DL COLORS




AFTER HOURS



ALMONDINE



APRES SKI



AUTUMN LEAVES



BLACK



BRAVA WHITE



BREAKWATER



BRUNITO CHERRY



BRUSHED ALUMINUM



CANDLELIGHT



CASTING @ 1ST LIGHT



CHALBI CLAY




CHERRY BLOSSOM




CHOCOLATE PEARTREE



DARK CHOCOLATE




DAYBREAK



FROTH OF THE SEA



HARDROCK MAPLE



IVORY



LATITUDE NORTH




# 3DL COLORS



MILK CHOCOLATE




MILKY WAY



MOONLIGHT



MORNING DEW



SUMMER DROPS



RAIN CLOUD



RIVER ROCK



RUBY PLANKED MAPLE



RUSTIC CHERRY



SHADOWS



STARGAZER



STARRY NIGHT



SUMMER BREEZE



SUMMER FLAME



SUMMERTIME BLUES



SUNDAY BRUNCH



SUNSET CRUISE



TEA FOR TWO



TETE A TETE




VANILLA ORCHID

## 3DL COLORS



WEEKEND GETAWAY



WHITE L178



WHITE CHOCOLATE




WINTER CHERRY



WINTER FUN


Colors available in all 3 profiles and all trims.

**Note:** Photographs & renderings in this brochure are for illustration and reference only. Actual product colors may differ slightly.






# BACK COLORS FOR 3DL DOORS/DRAWERS



ALMOND



ARIA



ASHEN



BLACK



CANDLELIGHT




CHILL




CHOCOLATE PEAR




COGNAC



DARK CHOCOLATE



FOSSIL



FUDGE




HARDROCK MAPLE



IVORY



MILANO




NORTHERN GRAY



RUSTIC CHERRY



SUMMER BREEZE



WHITE



WHITE CHOCOLATE

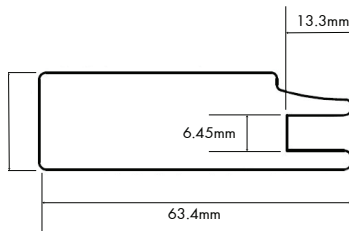
# 5PC POLYESTER DOORS & DRAWERS

## 5pc Polyester Doors and Drawers

mimic the look of real wood, with multi-directional grain and exact matching backs. The base material is a recycled MDF core that is compliant with the most stringent industry regulations. Produced to look like a miter joint, the construction has a solid internal mortise and tenon for maximum strength. Imitation is the sincerest form of flattery!



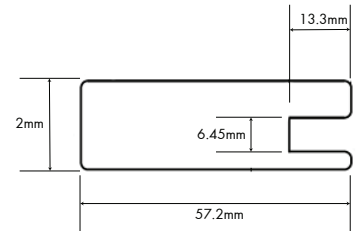
TRANSITIONAL 4741



Drawers in this product line have equal stiles and rails



SHAKER 4459



## COLORS



AFTER HOURS\*



APRES SKI\*



BRAVA WHITE\*\*




BREAKWATER\*



CASTING @ 1ST LIGHT\*



CHOCOLATE PEARTREE\*\*



FROTH OF THE SEA\*\*



IVORY\*\*



# COLORS



RIVER ROCK\*



SPRING BLOSSOM\*



STARGAZER\*



SUMMER BREEZE\*\*



SUMMER FLAME\*\*




SUMMERTIME BLUES\*



SUNDAY BRUNCH\*



SUNSET CRUISE\*



TEA FOR TWO\*



TETE A TETE\*




WEEKEND GETAWAY\*\*



WHITE L178\*\*



WHITE CHOCOLATE\*\*



WINTER FUN\*\*

\* Available only on Shaker 4459

\*\* Available on both Shaker 4459 & Transitional 4741

\*\*\*Trims to match - Except Spring Blossom

**Note:** Photographs & renderings in this brochure are for illustration and reference only. Actual product colors may differ slightly.




## 5PC TFL DOORS & DRAWERS




**5PC TFL Doors and Drawers** feature some of the most deeply textured woodgrain patterns in the industry. Deep and dramatic cathedrals with registered and embossed designs make a bold and daring statement. These are not your father's cabinets! Stable, durable, and easy to maintain, these materials have truly elevated manufactured surfaces to the next level!



SLAB



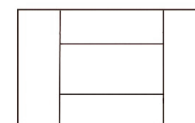
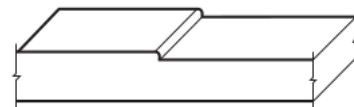
THREE-PIECE



Door & Dwr = 3" Rails



SHAKER



Door & Dwr = 2.12" Stiles & Rails



## 5PC TFL COLORS



AFTER HOURS



APRES SKI



CASTING @ 1ST LIGHT



STARGAZER



SUMMERTIME BLUES



SUNDAY BRUNCH



SUNSET CRUISE




TEA FOR TWO



TETE A TETE



WEEKEND GETAWAY



WINTER FUN



Colors available in all 3 profiles and all trims.

**Note:** Photographs & renderings in this brochure are for illustration and reference only. Actual product colors may differ slightly.



# WÜRTH BAER SUPPLY JB CUTTING

**Würth Baer Supply**

909 Forest Edge Drive  
Vernon Hills, IL 60061  
T: 800-289-2237  
F: 888-558-2237  
[www.wurthbaersupply.com](http://www.wurthbaersupply.com)

**Other locations:**

Bethlehem, PA  
Brooklyn Heights, OH  
Columbus, OH  
Edison, NJ  
Elk Grove Village, IL  
Guilderland Ctr, NY

Harrisburg, PA  
Indianapolis, IN  
Kansas City, MO  
Leetsdale, PA  
Londonderry, NH  
Middletown, OH  
Oak Park, MI

Pennsauken, NJ  
Pewaukee, WI  
Rumford, RI  
Syracuse, NY  
Versailles, KY  
West Haven, CT

