


SECTION L - TABLE OF CONTENTS

Section L Contents:

Corbels & Bar Brackets.....2 - 3
 Rope Moldings & Bun Feet.....4
 Galley Rails & Door Inserts.....5
 Wire Grills & Aluminum Panels.....6
 Spaceballs & Panel Buddies.....6 - 7
 Tambour.....8 - 10
 Vents & MDF Moldings.....11



↑ Corbels
page L - 2 →


Rope →
Moldings
page L - 4



Grand River



↑ Wood Bun Feet, page L - 4



Wood Registers →
page L - 11



Tambour →
page L - 8



↑ Space Balls, page L - 6




Decorative Wire Inserts
↓ page L - 6

A
B
C
D
E
F
G
H
I
J
K
L
M
N
O
P
Q
R
S
T
U
V
W
X
Y

A
B
C
D
E
F
G
H
I
J
K
L
M
N
O
P
Q
R
S
T
U
V
W
X
Y

WOOD CORBELS



Machine Made Wood Carved Corbels


- Available in two wood species: Cherry and Maple
- All items are unfinished wood



	Dimensions	Cherry Item #	Maple Item #
Arts & Crafts Collection			
A	3-1/2" W x 3-7/8" D x 6-5/8" H	-	GRCB101-M
Acanthus Scroll Collection			
B	3" W x 6-1/8" D x 9-1/2" H	GRCB702-C	GRCB702-M

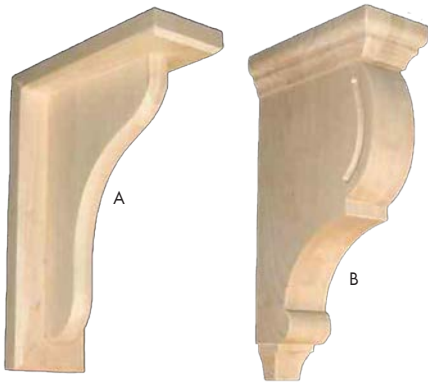
Machined Wood Corbels

- Unfinished wood



	Dimensions	Maple Item #	Rubberwood Item #
Traditional Collection			
A	4-1/2"W x 5-1/2"D x 10"H	CVCRT-10-M	CVCRT-10-RW
B	3-3/8"W x 7-3/4"D x 13"H	CVCRT-13-M	CVCRT-13-RW
Acanthus Collection			
C	3-3/8"W x 7-3/4"D x 13"H	CVCAR-13-M	-
D	2-1/2"W x 9"D x 13"H	-	CVB-SCR-RW

WOOD BAR BRACKET CORBELS



Bar Bracket Corbels, Machined



- Two wood species available: Maple and Rubberwood
- All items are unfinished wood

	Dimensions	Maple Item #	Rubberwood Item #
Economy Collection			
A	2"W x 7-1/2"D x 10-1/2"H	CVB-2-M	CVB-2-RW
	3"W x 7-1/2"D x 10-1/2"H	CVB-3-M	CVB-3-RW
Basic Collection			
B	3"W x 6-1/2"D x 12"H	CVC-12-M	CVC-12-RW



**Bar Bracket Corbels
Machined Wood Bar Bracket Corbels**



- Omega National's premium line of bar bracket corbels
- Five wood species available: Alder, Cherry, Maple, Hickory and Red Oak
- All items are unfinished wood, produced from North American hardwoods

NOTE: (*) SPECIAL ORDER

Packing: Full box quantities of 2.


Sold In: Full box quantities only.

Dimensions	Alder Item #	Cherry Item #	Maple Item #	Hickory Item #	Red Oak Item #	Box Qty
2"W x 6" D x 8"H	NP1S1102QUF2	NPS1102CUF2	NP1S1102MUF2	NPS1102HUF2*	NPS1102OUF2*	2
2"W x 8"D x 10"H	NPS1101QUF2*	NP1S1101CUF2	NP1S1101MUF2	NPS1101HUF2*	NP1S1101OUF2	2



A
B
C
D
E
F
G
H
I
J
K
L
M
N
O
P
Q
R
S
T
U
V
W
X
Y

A SPLIT ROPE WOOD MOLDINGS




Value Priced 4' & 8' Lengths

- Economy line of machine made split rope moldings
- Rope Moldings are available in five widths ranging from 1/4" - 1"
- All items are unfinished wood



	Size	Cherry Item#	Maple Item#	Oak Item#	Poplar Item#
A	1/4"W x 48"L	IMRM25-CH	IMRM25-MP	-	-
B	3/8"W x 96"L	IMRM38-CH	IMRM38-MP	-	-
C	1/2"W x 96"L	IMRM50-CH	IMRM50-MP	-	-
D	3/4"W x 96"L	IMRM75-CH	IMRM75-MP	IMRM75-OAK	IMRM75-POP
E	1"W x 96"L	IMRM100-CH	IMRM100-MP	-	-



Whole Turning - 3-3/4" Square x 35-1/4" Overall Length

- 10-5/8" B1 x 4-1/2" B2 x 20-1/8" TL
- Unfinished wood
- Hard Maple species



Item#
GRITAPM

Dimensions Legend:
 B1 = Top Block Length
 B2 = Bottom Block Length
 TL = Turned Length

Wood Bun Feet Machine Made

- Hanger bolt not included with styles A - D
5/16" diameter hanger bolt included in style E
- Unfinished wood



Style	Dimensions	Alder Item#	Hardwood Item#	Maple Item#	Oak Item#
Hanger Bolt Not Included					
A	Large Ball	4-7/8"W x 4"H	-	-	GRBALL5-M
B	Poppy	4" W x 4-1/2"H	-	-	GRBFPOP-M
C	Marseille	3-5/8" W x 4"H	GRBFP4-A	GRBFP4-H	GRBFP4-M
D	Contemporary	3-1/2"W x 3"H	GRBF2744-A	-	GRBF2744-M
5/16" Diameter Hanger Bolt Included					
E	Tulip	3-1/4"W x 4-3/4"H	-	GRBF44-H	GRBF44-M

GALLEY RAILS & DOOR INSERTS



Wood Galley Rails & Galley Mini Plate Rails

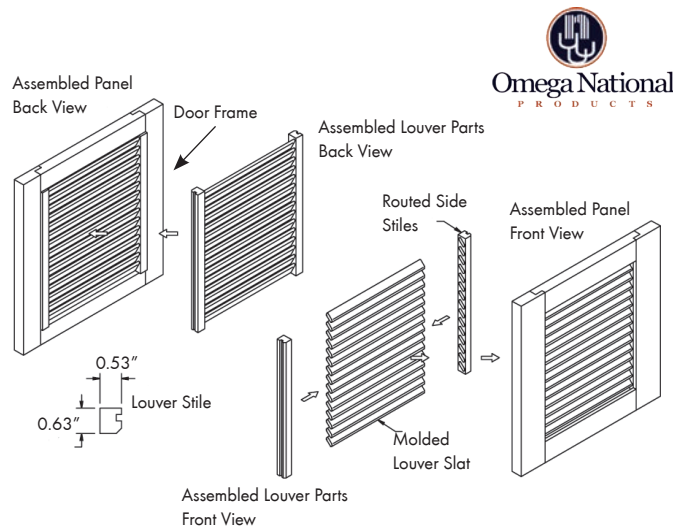


- Two styles of rails - with and without mini plate
- Available in: Red Oak, Maple, Hickory and Cherry
- Rails are 96" long and easily trimmed for various applications
- Fully sanded and ready for finishing
- All items are unfinished wood

	Item #	Thickness	Size	Description	Species
Galley Rail 96" Length					
A	NPSRLNL-O	3/4"	2-3/16"W x 96"L	Galley Rail	Red Oak
	NPSRLNL-M	3/4"	2-3/16"W x 96"L	Galley Rail	Maple
	NPSRLNL-H	3/4"	2-3/16"W x 96"L	Galley Rail	Hickory
	NPG9080CUF2	3/4"	2-3/16"W x 96"L	Galley Rail	Cherry
Galley Mini Plate Rail 96" Length					
B	NPSRLWLO	1-1/4"	2-7/16" W x 96"L	Mini Plate Rail	Red Oak

Wood Louver Door Panel Kit

- Machine made, unfinished wood
- Includes: (36) 36" moulded louver slats, (6) 36" routed side stiles (3-lefts and 3-rights)
- Routed side styles are designed to hold louver slats at 45° angle
- Door frames are not included
- Unfinished wood
- Made in the USA



Item #	Species
OGL1001-O	Red Oak
OGL1001-M	Maple




Mini Diagonal Lattice Door Inserts

- Machine made solid wood Maple door inserts
- Sanded, ready to finish



Item #	Thickness	Overall Size	Cell Size
NPLATDS2448-M	5/32"	24"W x 48"H	1/2"

A WIRE GRILL/ALUMINUM PANELS




Decorative Wire Grills

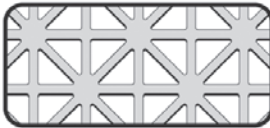


- Made in the USA
- Grilles can be cleaned with any NON-AMMONIA based cleaners
- Made in 36" x 48" sheets


	Crimp Type	Item#	Wire Size	Cell Size	Sheet Size	Finish
A	Flat	KG1214FAB-36X48	.072"	1/2"	36" x 48"	Antique Brass
	Flat	KG1214F-AP-36x48	1.072"	1/2"	36" x 48"	Antique Pewter
B	Twist	KG1220TAB-36X48	.23 Gauge	1/2" Hex	36" x 48"	Antique Brass
C	Flat	KG11414FAB-36X48	.080"	1" & 1/4"	36" x 48"	Antique Brass
D	Press	KG332PAB-36X48	.080"	3/4"	36" x 48"	Antique Brass



Veil Pattern



Union Jack Pattern



Linicaine Pattern

Anodized Aluminum Panels



- Panels are extruded, not woven
- Permanently anodized aluminum so that colors will not fade, chip, crack, peel, rust or corrode
- Specifications: Pattern repeat 3/8" x 3/16"

Item#	Finish	Size
Veil Pattern		
RA57398	Black	2' W x 4'L
Union Jack Pattern		
RA57083	Mill	2' W x 3'L
RA57141	Gold	2' W x 3'L
Linicaine Pattern		
RA57067	Mill	2' W x 3'L



Spaceballs® Round Panel Inserts for Cabinets



- An inexpensive solution of centering panels and keeping them tight in raised panel doors
- Spaceballs stop panel rattle and help eliminate cracking glue joints
- Made of a space-age plastic developed for this application
- Sized at 0.260" dia., they will safely compress to 0.140" as the panel expands and returns to original shape as conditions change
- US Patent 5317853 and Canada Patent 2115722

Packing: As shown below

Sold In: Full box quantity only

Item#	Box Qty
OS26S1	1,000
OS26S5	5,000
OS26S25	25,000

PANEL BUDDIES & PANEL RETAINERS



Panel Buddies Rectangular Inserts for Cabinets




- Supports the panel over the length of the spacer
- Allows maximum expansion and contraction without putting undue pressure on the glue joints
- Spacers are .265" x .265" x 3/4"L. For use in standard 1/4" grooves
- No oil or silicones to disrupt finishing
- Rectangular shape ensures they will not roll around if they get dropped

Packing: As shown below

Sold In: Full box quantity only

Item#	Box Qty
MIPB265-7X50XF-1M	1,000
MIPB265-7X50XF-10M	10,000
MIPB265-7X50XF-40M	40,000



Panel Retainer Extrusion Groove or Staple Type, Rubber Extrusion



- Holds wood panels and glass in place
- Available in four colors: White, Clear, Fruitwood and Dark Brown
- Available in two styles: Groove & Staple Groove: Holds panels by press-fitting the extrusion in a groove between the panel and frame.
Staple: For wood panels only. Holds the panel in place by stapling in the groove provided in this quarter-round shape.
- Specifications: Rubber 1/8"W x 1/4"D groove required to accept the extrusion

Packing: 100' and 500' coils per box.

Sold In: Full coils only.

Item#	Color	Feet per Box
Groove Type		
EXC12514-032CO-C	White	100'
EXC12514-032CO	White	500'
EXC12514-806OO-C	Clear	100'
EXC12514-806OO	Clear	500'
EXC12514-032TA-C	Fruitwood	100'
EXC12514-032TA	Fruitwood	500'
EXC12514-032UY-C	Dark Brown	100'
EXC12514-032UY	Dark Brown	500'
Staple Type		
EXC3733-032TA-C	Fruitwood	100'
EXC3733-032TA	Fruitwood	500'
Accessory Items		
BL85529M	Slotting Cutter	
BL82810	1/4" Shank Ball Bearing Arbor	

A
B
C
D
E
F
G
H
I
J
K
L
M
N
O
P
Q
R
S
T
U
V
W
X
Y

A TAMBOUR DOORS



**Tambour Doors
Solid Wood Y-Notch Edge Tambour Doors**

- Individual solid hardwood slat moldings bonded to a cloth backer
- Sanded and ready to finish. Made in the USA

NOTE: (*) SPECIAL ORDER



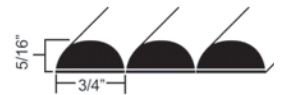
Slat Size	Alder Item#	Cherry Item#	Maple Item#	Hickory Item#	Red Oak Item#
24"W x 47"L Overall Tambour with 1 Leadrail					
3/4"W x 3/16" H	NPSW30-AL504*	NPSW30C-47SL24W	NPSW30M-47SL24W	NPSW30-HI502*	NPSW30RO-47SL24W
36"W x 47"L Overall Tambour with 2 Leadrails					
3/4"W x 3/16" H	NPSW30AL503*	NPSW30C-47SL36W	NPSW30M-47SL36W	NPSW30-HI506	NPSW30RO-47SL36W



**Tambour Doors
Solid Wood Half-Round Edge Tambour Doors**

- Individual solid hardwood slat moldings bonded to a cloth backer
- Sanded and ready to finish. Made in the USA

NOTE: (*) SPECIAL ORDER



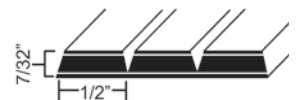
Slat Size	Alder Item#	Cherry Item#	Maple Item#	Hickory Item#	Red Oak Item#
27"W x 47"L Overall Tambour with 1 Leadrail					
3/4"W x 5/16" H	-	NPSW15C-47SL27W	NPSW15M-47SL27W	NPSW15H-47SL27W	NPSW15RO-47SL27W
60"W x 36"L Overall Tambour with 2 Leadrails					
3/4"W x 5/16" H	NPSW-15-AL601*	NPSW15C-60SL36W	NPSW15M-60SL36W	NPSW15H-60SL36W	NPSW15RO-60SL36W



**Tambour Doors,
Wood Veneer V-Notch Edge Tambour Doors**

- Wood veneer bonded to medium density fiberboard with a balance veneer
- Bonded to cloth backer for functional stability and performance
- Sanded and ready to finish. Made in the USA

NOTE: (*) SPECIAL ORDER



Slat Size	Alder Item#	Cherry Item#	Maple Item#	Hickory Item#	Red Oak Item#
24"W x 47-1/2"L Overall Tambour with 1 Leadrail					
1/2"W x 7/32"H	-	NPV2C-47SL24W	NPV2M-47SL24W	-	NPV2RO-47SL24W
36"W x 47-1/2"L Overall Tambour with 2 Leadrails					
1/2"W x 7/32"H	NPV3-AL501*	NPV3C-47SL36W2	NPV3M-47SL36W2	NPV3H-47SL36W2	NPV3RO-47SL36W2

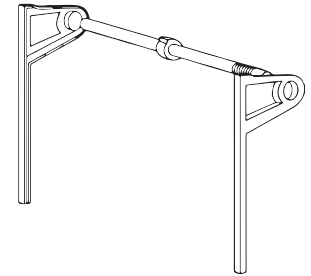
TAMBOUR DOOR, HARDWARE & TRACK

A
B
C
D
E
F
G
H
I
J
K
L
M
N
O
P
Q
R
S
T
U
V
W
X
Y

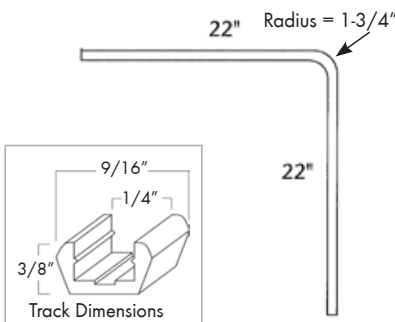


Spring Tension Hardware & Track System

- Spring Tension™ hardware assists in opening the door
- Designed for face frame applications only
- System includes tension spring, wood dowel, donut(s), and plastic guide rails for Tambour Doors
- Controls Tambour Doors up to 36"W x 19"H x 7/32" Thick
- Dowels can be trimmed for narrower door widths
- Door is easily controlled from top to bottom, glides smoothly
- Easily stapled to back of face frame



Size	Almond Item#	White Item #
16" W x 17-1/2"H	NPST2A-16	NPST2W-16
30" W x 17-1/2"H	NPST2A-30	NPST2W-30
36" W x 17-1/2"H	NPST2A-36	-



L-Shaped Track Recessed Mount, Track System

- A self-lubricating tambour door track system for most any tambour door style, thickness or size
- Made of rigid extruded PVC, easily cut to desired lengths
- Track can be recessed in routed 3/8"D x 9/16"W groove or stapled directly to end panels
- Smooth operation, no sticking
- Accepts a maximum tambour thickness of 7/32", thicker tambours must be mortised
- Special order item (white) is only sold in box quantity, the NPLT22BN is sold in each
- Made in the USA



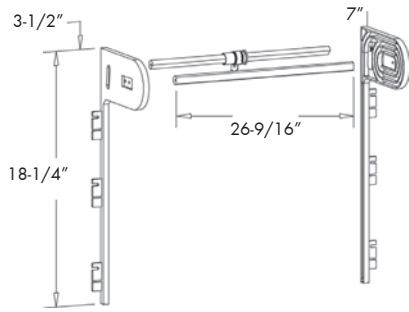
Item#	Dimension	Finish
NPLT22BN	22"L with 1-3/4" Radius	Brown



Tambour Doors sold on page L- 8



A TAMBOUR TRACKS



Hardware & Track Finger Lite Hardware & Track System

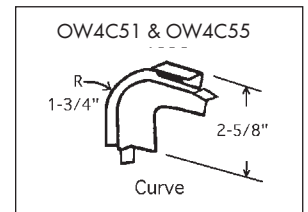
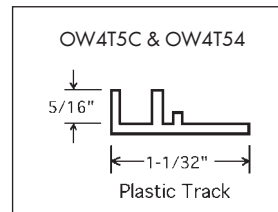
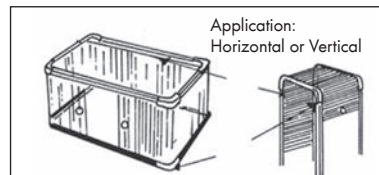
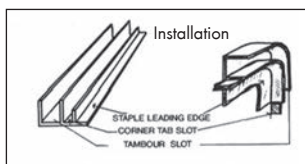
- "Finger Lite" hardware has an aluminum coil that acts as a counter balance against the door
- Tracks are available in face frame (OGT4019) and frameless (OGT4049) styles
- Maximum recommended tambour size is a slat length of 30"
- Designed for tambour thicknesses up to 3/16"



Item#	Description	Finish
OGT4029	Tambour Hardware Kit Includes: spring, bushing, 2 spacer rails, fasteners and installation instructions	
OGT4019	Tambour Track, Face Frame Application, 3-1/2" Depth x 18-1/4" Height, Maximum Slat Length = 30"	Brown
OGT4049	Tambour Track, Frameless Application, 3-1/2" Depth x 17-1/2" Height, Maximum Slat Length = 30"	White


Tambour Tracks, Plastic Track System

- Value line of tambour door track hardware made of brown plastic
- Two track types are available: track and curve OW4C51 and OW4T5C are designed for tambour material 1/8" to 3/16" thick, while track and curve OW4C55 and OW4T54 are designed for 1/4" to 5/16" thick.
Note: Outside dimensions (as illustrated to the right) of both track types are identical.
- The track and curves must be lubricated with a spray lubricant such as spray silicone
- A tab on the curve track piece fits into a slot on the straight track piece to hold the straight and curved pieces together
- The track and curves attach to cabinetry with screws or staples through the track's leading edge



Item#	Description	Dimensions	Finish
1/8" - 3/16" Tambour Door Thickness			
OW4C51	Plastic Curve	2-5/8" x 2-5/8" (1-3/4" Radius)	Brown
OW4T5C	Plastic Track	1-1/32" W x 5/16" H x 48" L	Brown
1/4" - 5/16" Tambour Door Thickness			
OW4C55	Plastic Curve	2-5/8" x 2-5/8" (1-3/4" Radius)	Brown
OW4T54	Plastic Track	1-1/32" W x 5/16" H x 48" L	Brown

WOOD VENTS & MDF RADIUS MOLDINGS



Wood Vents, Unfinished



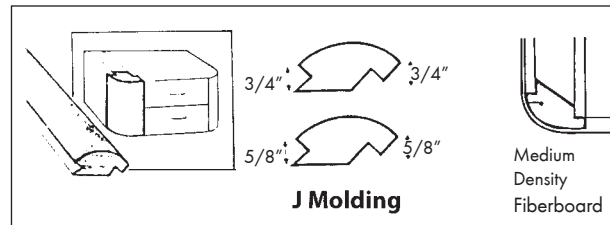
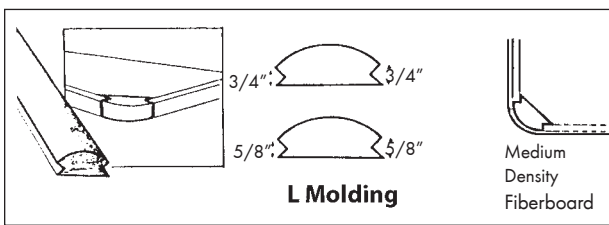
- Available in Cherry (-C), Maple (-M), and Red Oak (-O)
- Drop-in wood vents fit all standard duct sizes and are solid wood, one-piece construction
- Slots are angled for optimum directional air flow
- Units are unfinished and ready to be stained to match your installation

Hole Size	Overall Vent Size	Cherry Item#	Maple Item#	Red Oak Item#
2-1/4" x 10"	3-3/4" x 11-3/16"	-	WVD210-M	WVD210-O
2-1/4" x 12"	3-3/4" x 13-3/16"	WVD212-C	WVD212-M	WVD212-O
3" x 10"	4-1/2" x 11-3/16"	WVD310-C	WVD310-M	-
4" x 10"	5-1/2" x 11-3/16"	-	WVD410-M	-
4" x 12"	5-1/2" x 13-3/16"	-	WVD412-M	-
4" x 14"	5-1/2" x 15-3/16"	-	WVD414-M	WVD414-O

MDF Pre-Fit Radius Moldings, 97" L



- These moldings are designed to allow cabinet fabricators to include smooth, consistent radius corners in their units
- Radius moldings are available in two styles: "L" and "J"
- "L" Molding is designed to radius the corner between two right angle panels
- "J" Molding is designed to add a radius at the ends of two parallel panel
- Made of machined (not formed) medium density fiberboard (MDF)
- The moldings are suitable for painting or laminating over



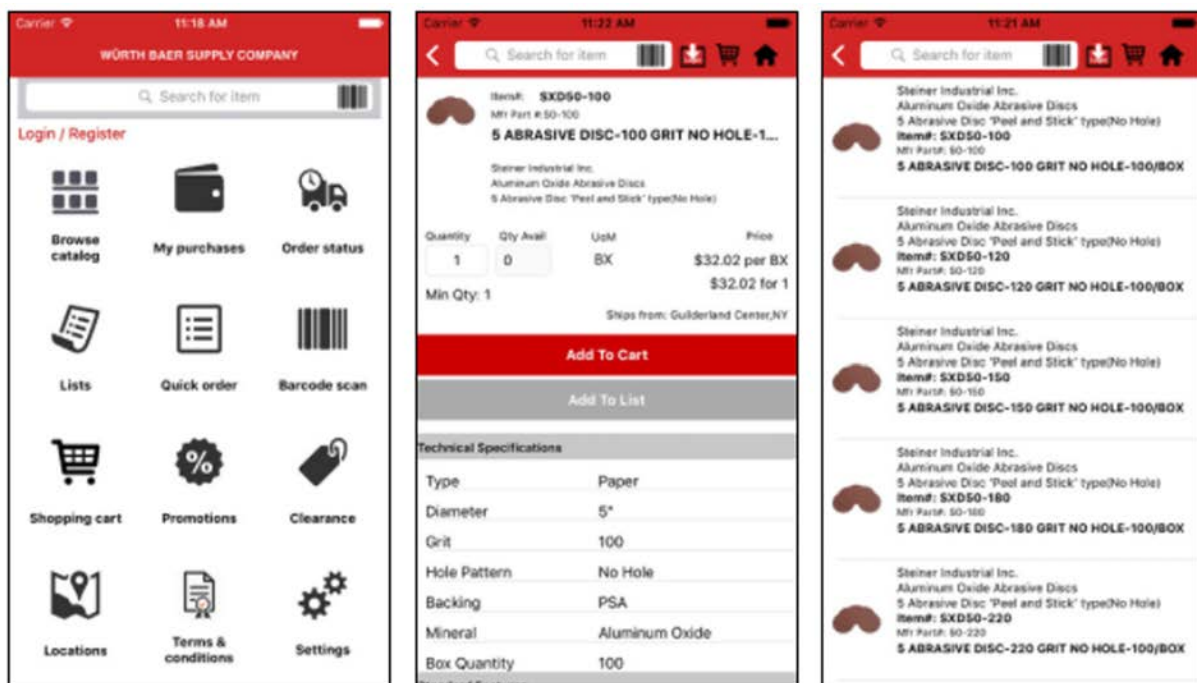
Item#	Radius	Length	Accepts Panel Size
L-Moldings			
CPL2M75096	2"	97"	3/4"
CPL3M75096	3"	97"	3/4"
CPL4M75096	4"	97"	3/4"
CPL6M75096	6"	97"	3/4"
J-Moldings			
CPJ3M75096	3"	97"	3/4"

A
B
C
D
E
F
G
H
I
J
K
L
M
N
O
P
Q
R
S
T
U
V
W
X
Y

Würth Baer Supply

MOBILE APPLICATION

A convenient app designed to satisfy all of your needs by putting the power of our website into the palm of your hands!



- Search for products or look up product details while away from your office – Saves you time!
- Don't remember a part number you bought in the past? – No worries, just go to the My Purchases screen. My Purchases is a running list of all products your company has purchased from Würth Baer Supply in the last 12 months.
- Have multiple jobs with different specifications? – Create a shared Shopping List for each job and make it easier for yourself and all your co-workers to order for the different jobs.
- No time to call customer service to place an order – Simply click, Add to cart and Submit.
- Running out of a product but still have a few in the box with a barcode on the side – Scan the barcode and add the product to the cart and you're all set to reorder.

It is simply that easy!