


HOW TO LOGIN TO THE WEBSITE

1. Open a web browser and navigate to <http://www.wurthbaersupply.com>
2. On the **Home** page of the site, click one of the two **Login** links.



The **Login** link in the charcoal gray bar is accessible from any page of the website.


The **Login** link in the **ONLINE-SHOP** box is only available on the **Home** page.


The **Login** page appears.



Login

User ID:

Password:

Login 

Password reset 


 **Register now!** 

3. Enter your User ID in the **User ID** field.

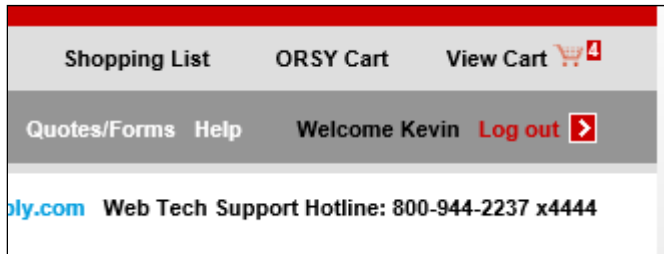
Remember, the User ID is case sensitive.

4. Enter your password in the **Password** field.

The password field is also case sensitive.

5. Click **Login** .

You will be logged into the website. You can verify you are logged in by looking at the upper right corner of the screen. If it says “Welcome” with your name or the name of the user on the account you are using, you are properly logged in.



You may receive an **Invalid Login** error message. If that happens, go back to the Login page, check your User ID and Password information and try again.

If it continues to happen, try clicking the **Password reset** link. You will be taken to the **Reset your password** page where you can enter your User ID and have a password reset link emailed to the address on file in our system. Once you click **Submit** on this page, your old password is reset in our system for security purposes and a link to reset your password is emailed to you.

If you fail to receive an email, please call our Web Tech Support Hotline at 800-944-2237 x4444 for assistance. Live Web Tech Support is available M-F 8 a.m. – 5 p.m. Central Time.